





弗克液压
FUKE HYDRAULIC

液压接头

Hydraulic Fitting





COMPANY INTRODUCTION

公司简介

宁波弗克液压机械有限公司是一家致力于液压流体连接件与控制阀门的生产和研发的专业化公司。

公司主要提供符合ISO、DIN、SAE标准的液压接头、高精度的液压阀块、高压球阀、单项阀，公司拥有经验丰富的液压系统的设计师，可以为客户提供相关的技术支持和所有液压附件的解决方案,提高客户采购效率。

公司认真执行ISO9001:2000质量体系，产品广泛应用于冶金工业、钻井平台装备制造、工程机械、风力发电、石油化工、机床制造等领域。

公司拥有高精度的生产设备、检测设备，为广大客户提供优质产品。“客户第一、不断创新”是我们的发展理念，为客户提供最好的服务是我们永远的追求!



质量
Quality



服务
Service



共赢
Quality

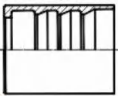
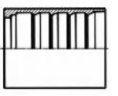
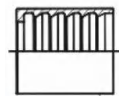
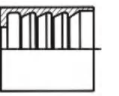
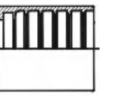



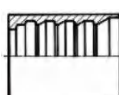
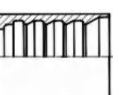
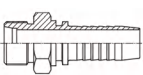
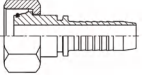
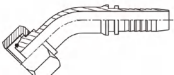
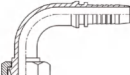
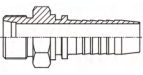
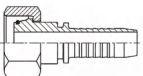
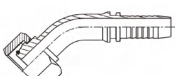
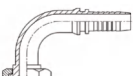
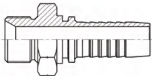
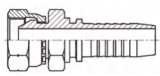
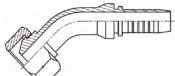
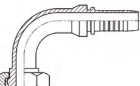
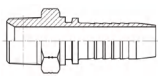
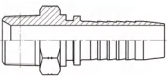
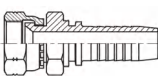
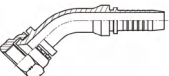
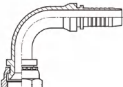
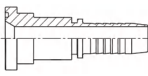
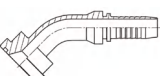
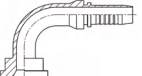
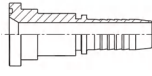
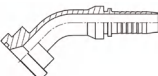
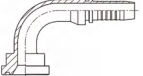

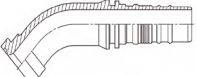

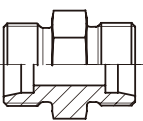
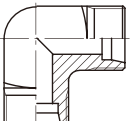
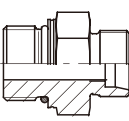
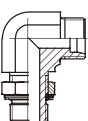
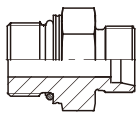
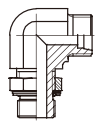
Ningbo Fuke Hydraulic Machinery Co., Ltd. is a professional company dedicated to the production and research and development of hydraulic fluid connectors and control valves.

The company mainly provides hydraulic joints, high-precision hydraulic valve blocks, high-pressure ball valves, and single-phase valves that comply with ISO, DIN, and SAE standards. The company has experienced hydraulic system designers, who can provide customers with relevant technical support and all hydraulic accessories solutions to improve customer procurement efficiency.

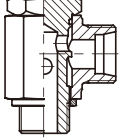
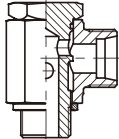
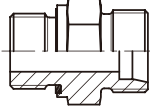
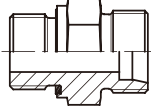
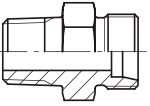
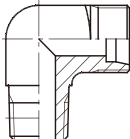
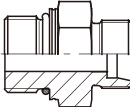
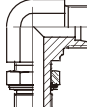
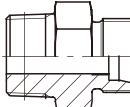
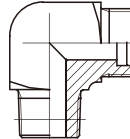
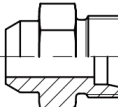
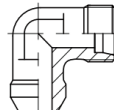
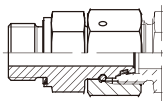
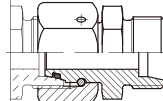
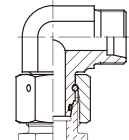
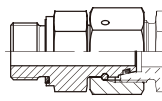
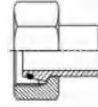
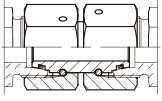
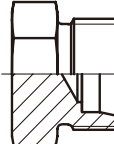
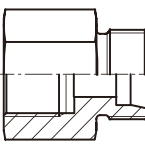
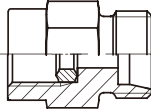
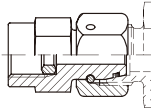
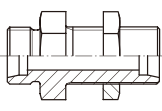
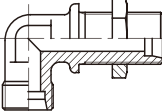
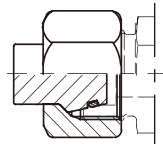
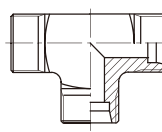
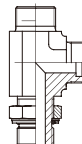
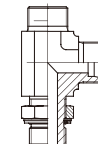
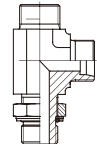
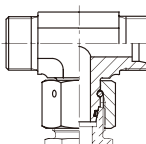
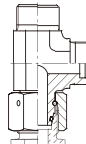
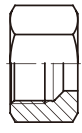

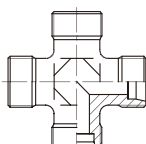
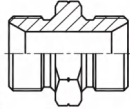
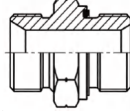
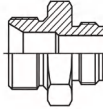
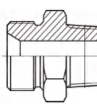
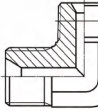
The company earnestly implements the ISO9001:2000 quality system, and its products are widely used in metallurgical industry, drilling platform equipment manufacturing, construction machinery, wind power generation, petrochemical industry, machine tool manufacturing and other fields.

The company has high-precision production equipment and testing equipment to provide our customers with high-quality products. "Customer first, continuous innovation" is our development concept, and providing customers with the best service is our eternal pursuit!

型号索引 MODEL INDEX

套筒 Ferrule	 01100 P6	 01200 P6	 00110 P7	 00210 P7	 00110A P8	 03310 P8
	 00200 P9	 00400 P9	 00401 P10	 00402 P10		
公制24° 锥密封 24° Cone O-ring Seal	 10411 P11	 20411 P12	 20441 P13	 20491 P14		
	 10511 P15	 20511 P16	 20541 P17	 20591 P18		
英制螺纹胶管接芯 British	 12611A P19	 22611D P20	 22641 P21	 22691 P22	 13011 P23	
美制螺纹胶管接芯 Americal	 15611 P24	 26711D P25	 26741 P26	 26791 P27		
SAE法兰系列 SAE Flange	 87311 P28	 87341 P28	 87391 P29	 87611 P30	 87641 P30	 87691 P31
	 87613 P31	 87643 P32	 87693 P32			
公制螺纹卡套接头 Metric Thread Bite Type Tube Fitting	 1C, 1D P33	 1C9, 1D9 P35	 1CG, 1DG P36	 1CG9-0G, 1DG9-0G P37	 1CH, 1DH P38	 1CH9-0G, 1DH9-0G P39

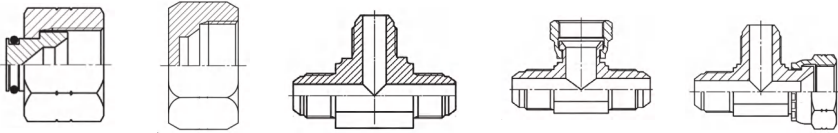
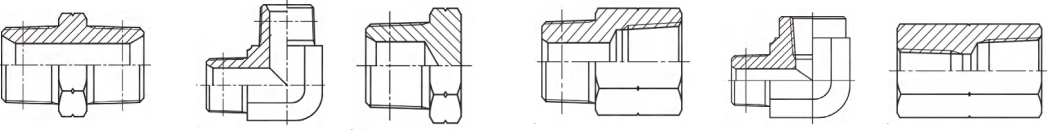
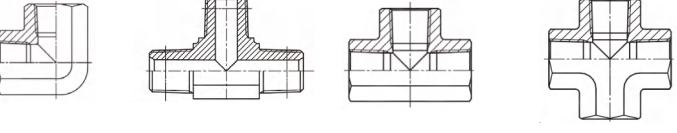
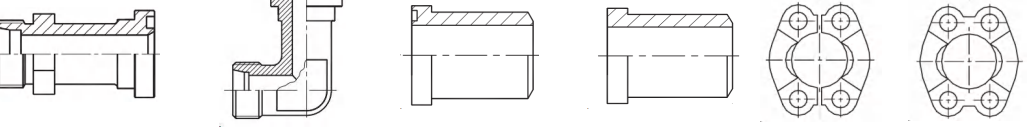
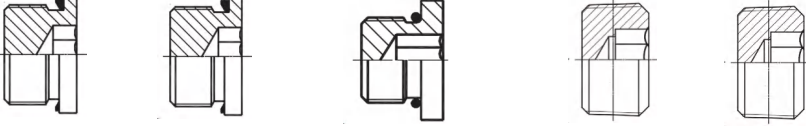
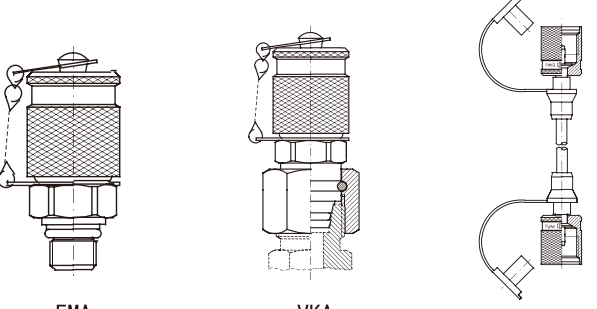
型号索引 MODEL INDEX

公制螺纹卡套接头 Metric Thread Bite Type Tube Fitting	 1CI-M, 1DI-M P40	 1CI-B, 1DI-B P41	 1CB-WD, 1DB-WD P42	 1CM-WD, 1DM-WD P43	 1CN, 1DN P44	 1CN9, 1DN9 P45
	 1CO, 1DO P46	 1CO9-OG, 1DO9-OG P47	 1CT, 1DT P48	 1CT9, 1DT9 P49	 1CW, 1DW P50	 1CW9, 1DW9 P51
	 2BC-WD, 2BD-WD P52	 2C, 2D P53	 2C9, 2D9 P55	 2MC-WD, 2MD-WD P56	 2WC, 2WD P57	 3C, 3D P58
	 4C, 4D P59	 5CB, 5DB P60	 5CB-GDDK, 5DB-GDK P61	 7BC-GDK, 7BD-GDK P61	 6C-LN, 6D-LN P62	 6C9-LN, 6D9-LN P63
	 9C, 9D P64	 AC, AD P65	 ACCG-OG, ADDG-OG P67	 ACCH-OG, ADDH-OG P68	 ACCO-OG, ADDO-OG P69	
	 BC, BD P70	 CC, CD P71	 NL, NS P72	 RL, RS P73	 XC, XD P74	
	英制过渡接头 British Adaptor	 1B P75	 1B-WD P76	 1BJ P77	 1BN P78	 1BN9 P79

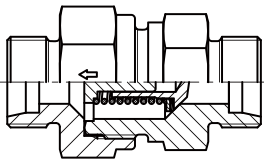
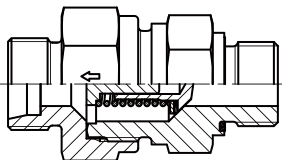
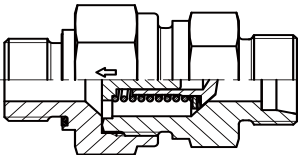
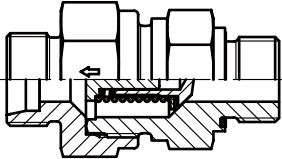
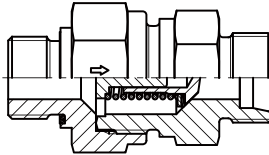
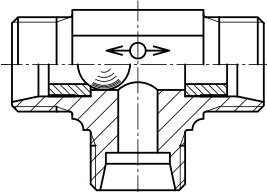
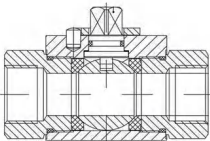
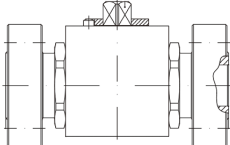
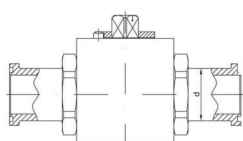
型号索引 MODEL INDEX

英制过渡接头 British Adaptor						
	1BT9-SP P81	2B P82	2B9 P83	2NB P84	2TB-SP P85	2TB9-SP P86
	4B P86	4B-WD P87	5B9 P87	5B P88	7B P89	7B9-PK P90
9B P90	AB P91	BB P92	CB P92	GB-PK P93	1T9-SP P93	
1T-SP P94	5T9 P95	5T-SP P96	7T P97	7T9-PK P98	GT-PK P98	
美制过渡接头 America Adaptor						
	1J P99	1J9 P100	1JB-WD P101	1JG9-OG P102	1JN P103	1JN9 P104
1J0 P105	1J09-OG P106	1JT-SP P107	1JT9-SP P108	2J P109	2J9 P110	
2NJ P111	2NJ9 P112	2TJ-SP P113	2TJ9-SP P113	4J P114	6J-LN P115	

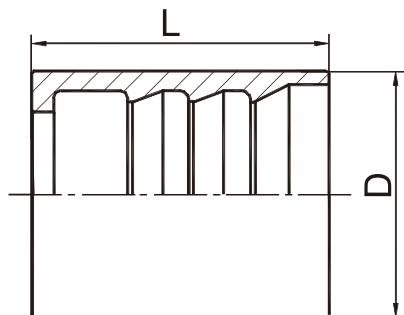
型号索引 MODEL INDEX

美制过渡接头 America Adaptor	 <p>9J P116 9J-CAP P116 AJ P117 BJ P118 CJ P119</p>
	 <p>1N P120 1N9 P121 4N P121 5N P122 5N9 P123 7N P124</p>
	 <p>7N9-PK P125 AN P125 GN-PK P126 ZN P126</p>
法兰接头 Flange Coupling	 <p>1CFL、1DFS P127 1CFL9、1DFS9 P128 1FLW、1FSW P129 1FLW-PM、1FSW-PM P130 FL、FS P131 FL-W、FS-W P132</p>
堵头 Plug	 <p>4BN-WD P133 4MN-WD P133 4ON P134 4NN P134 4TN-GM P135</p>
测压接头 Pressure measuring joint	 <p>EMA P136 VKA P137 SMA P138</p>

型号索引 MODEL INDEX

<p>单向阀 one-way valve</p>	<div style="display: flex; justify-content: space-around;"> <div style="text-align: center;">  <p>RHD P146</p> </div> <div style="text-align: center;">  <p>RHV-R-ED P147</p> </div> </div> <div style="display: flex; justify-content: space-around; margin-top: 20px;"> <div style="text-align: center;">  <p>RHZ-R-ED P148</p> </div> <div style="text-align: center;">  <p>RHV-M-ED P149</p> </div> </div> <div style="text-align: center; margin-top: 20px;">  <p>RHZ-M-ED P150</p> </div>
<p>梭阀 Shuttle valve</p>	<div style="text-align: center;">  <p>WW 三通梭阀 P151</p> </div>
<p>球阀 Ball valve</p>	<div style="display: flex; justify-content: space-around;"> <div style="text-align: center;">  <p>BKR/BKN/BKHL/BKHS P153</p> </div> <div style="text-align: center;">  <p>BKGFS/BKGF6/SKGFS/SKGF6 P156</p> </div> <div style="text-align: center;">  <p>BKSF/BKSF6/SKSF/SKSF6 P158</p> </div> </div>

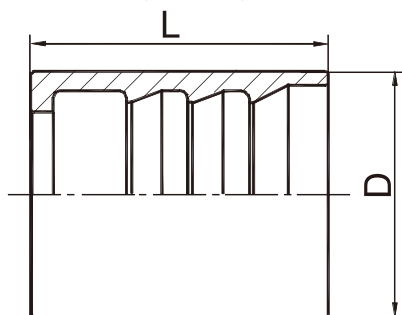
扣压式软管接头 SWAGED HOSE FITTING



01100

国产一层编织软管套筒
FERRULE FOR CHINA 1-WIRE HOSE

代号 PART NO.	软管 HOSE BORE		尺寸 DIMENSIONS			
	公称内径 DN	标号 DASH	D	L		
01100-02	4	02	17	28		
01100-04	6	04	19	30		
01100-05	8	05	21	32		
01100-06	10	06	23	32		
01100-08	12	08	28	34		
01100-10	16	10	31	39		
01100-12	20	12	34	43		
01100-14	22	14	37	43		
01100-16	25	16	41	50		
01100-20	32	20	49	59		
01100-24	40	24	55	74		
01100-32	50	32	68	78		

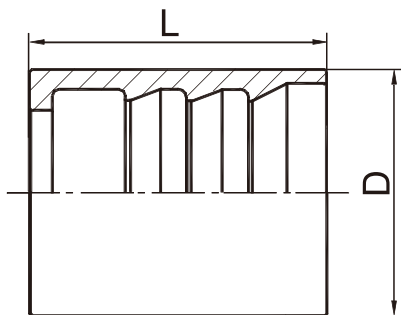


01200

国产二层编织软管套筒
FERRULE FOR CHINA 2-WIRE HOSE

代号 PART NO.	软管 HOSE BORE		尺寸 DIMENSIONS			
	公称内径 DN	标号 DASH	D	L		
01200-03	4	02	18.5	28		
01200-04	6	04	21.5	30		
01200-05	8	05	23	32		
01200-06	10	06	25	32		
01200-08	12	08	31	34		
01200-10	16	10	34	39		
01200-12	20	12	37	43		
01200-14	22	14	40	43		
01200-16	25	16	43	50		
01200-20	32	20	51	59		
01200-24	40	24	57	74		
01200-28	45	28	64	74		
01200-32	50	32	70	78		

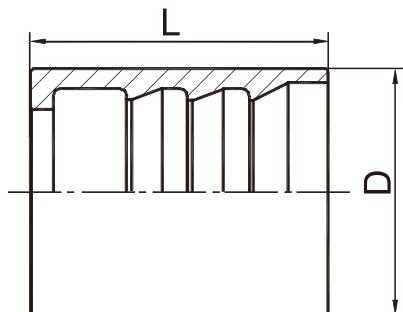
扣压式软管接头 SWAGED HOSE FITTING



00110

SAE100R1AT/EN 853 1SN 软管套筒
FERRULE FOR SAE100R1AT/EN 853 1SN HOSE

代号 PART NO.	软管 HOSE BORE		尺寸 DIMENSIONS			
	公称内径DN	标号 DASH		L		
00110-20	32	20		59		
00110-24	40	24		74		
00110-32	50	32		78		



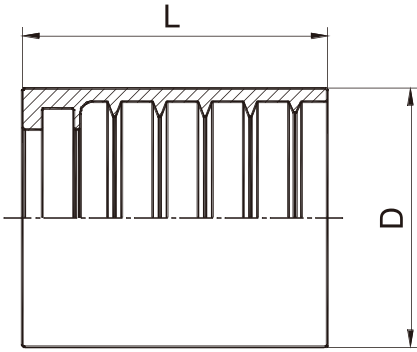
00210

SAE100R2AT/EN 853 2SN 软管套筒
FERRULE FOR SAE100R2AT/EN 853 2SN HOSE

代号 PART NO.	软管 HOSE BORE		尺寸 DIMENSIONS			
	公称内径 DN	标号 DASH		L		
00210-03	5	03		27		
00210-04	6	04		30		
00210-05	8	05		31		
00210-06	10	06		32		
00210-08	12	08		34		
00210-10	16	10		37		
00210-12	20	12		43		
00210-16	25	16		50		
00210-20	32	20		59		
00210-24	40	24		74		
00210-32	50	32		78		

注：不推荐用于工程机械。

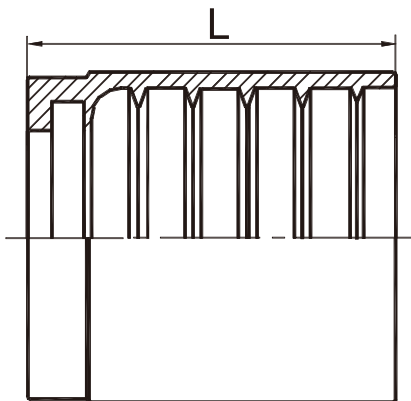
扣压式软管接头 SWAGED HOSE FITTING



00110-A

SAE100R1AT/DIN20022 1SN 软管套筒
FERRULE FOR SAE100R1AT/DIN20022 1SN HOSE

代号 PART NO.	软管 HOSE BORE		尺寸 DIMENSIONS			
	公称内径DN	标号DASH	D	L		
00110-03A	5	03	18.5	23		
00110-04A	6	04	21	30.5		
00110-05A	8	05	21.5	30		
00110-06A	10	06	24.3	32		
00110-08A	12	08	28	34		
00110-10A	16	10	31.3	37		
00110-12A	20	12	35.5	42		
00110-16A	25	16	43.5	51		

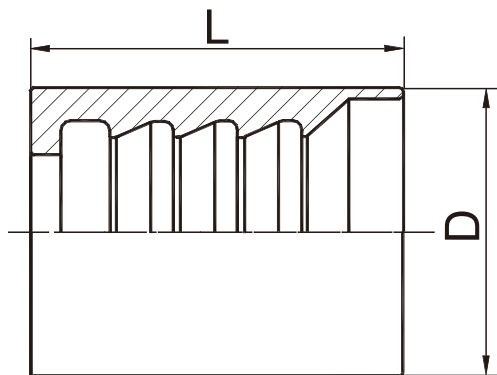


03310

SAE 100 R2AT/EN 853 2SN 软管套筒
FERRULE FOR SAE 100 R2AT/EN 853 2SN HOSE

代号 PART NO.	软管 HOSE BORE		尺寸 DIMENSIONS			
	公称内径DN	标号 DASH		L		
03310-03	5	03		23		
03310-04	6	04		30.5		
03310-05	8	05		30		
03310-06	10	06		32		
03310-08	12	08		34		
03310-10	16	10		37		
03310-12	19	12		42		
03310-16	25	16		51		

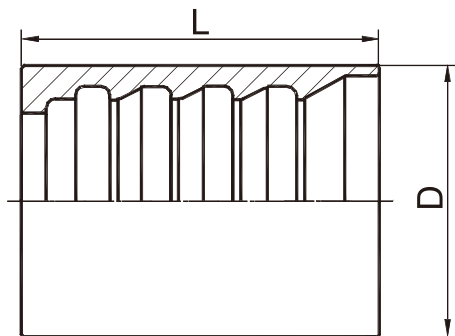
扣压式软管接头 SWAGED HOSE FITTING



00200

SAE 100 R2AT/EN 853 2SN 软管套筒
FERRULE FOR SAE 100 R2AT/EN 853 2SN HOSE

代号	软管 HOSE BORE		尺寸 DIMENSIONS			
PART NO.	公称内径 DN	标号 DASH	L			
00200-20	32	20	59			
00200-24	40	24	74			
00200-32	50	32	78			

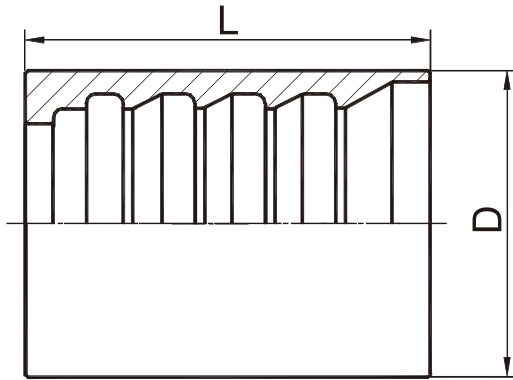


00400

4SP、4SH/12-16、R12/06-16 软管套筒
FERRULE FOR 4SP、4SH/12-16、R12/06-16 HOSE

代号	软管 HOSE BORE		尺寸 DIMENSIONS			
PART NO.	公称内径 DN	标号 DASH	L			
00400-04	6	04	37.5			
00400-06	10	06	39			
00400-08	12	08	41			
00400-10	16	10	43			
00400-12	20	12	51			
00400-16	25	16	61.5			
00400-20	32	20	67.5			
00400-24	40	24	75			
00400-32	50	32	79			

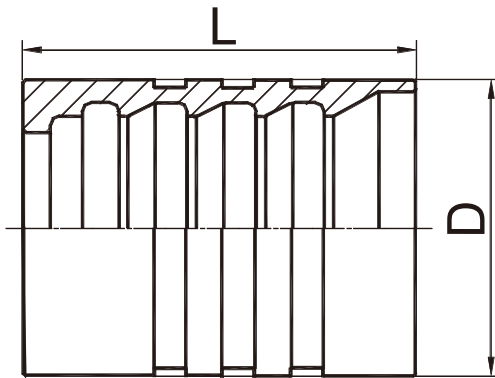
扣压式软管接头 SWAGED HOSE FITTING



00401

4SH、R12/32 软管套筒
FERRULE FOR 4SH、R12/32 HOSE

代号 PART NO.	软管 HOSE BORE		尺寸 DIMENSIONS			
	公称内径 DN	标号 DASH		L		
00401-20	32	20		67.5		
00401-24	40	24		75		
00401-32	50	32		79		



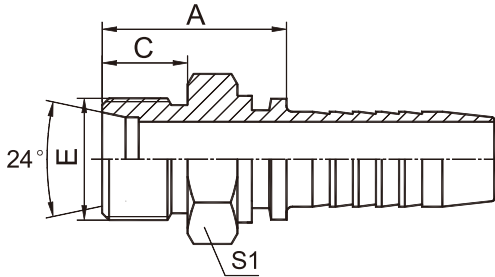
00402

SAE 100 R9AT-R12,DIN EN
856-4SP/04-16 软管套筒
FERRULE FOR SAE 100 R9AT-R12,
DIN EN 856-4SP/04-16 HOSE

代号 PART NO.	软管 HOSE BORE		尺寸 DIMENSIONS			
	公称内径 DN	标号 DASH	D	L		
00402-04	6	04	21.5	30		
00402-06	10	06	26	33		
00402-08	12	08	30	34		
00402-10	16	10	33	39		
00402-12	20	12	38	40		
00402-16	25	16	46	51		
00402-20	32	20	55	60		
00402-24	40	24	63	70		
00402-32	50	32	77	72		

注：使用前需向指定分销商查询扣压参数

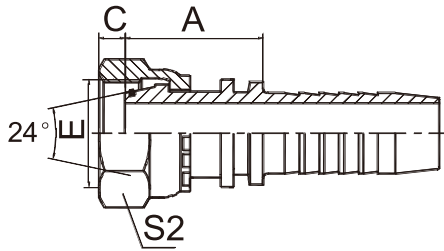
扣压式软管接头 SWAGED HOSE FITTING


10411

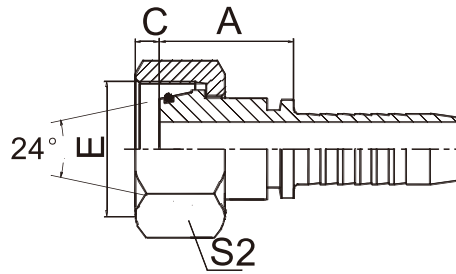
 公制外螺纹24°内锥面轻系列
 METRIC MALE 24° CONE SEAT L.T.DIN 3853

代号 PART NO.	螺纹 E THREAD E	胶管 HOSE BORE		管子外径 TUBE O.D.	尺寸 DIMENSIONS				
		公称内径 DN	标号 DASH		A	C	S1		
10411-12-04	M12X1.5	6	04	6	20.5	10	12		
10411-14-04	M14X1.5	6	04	8	20.5	10	14		
10411-14-05	M14X1.5	8	05	8	21.5	10	14		
10411-16-04	M16X1.5	6	04	10	22.5	11	17		
10411-16-05	M16X1.5	8	05	10	22.5	11	17		
10411-16-06	M16X1.5	10	06	10	22.5	11	17		
10411-18-05	M18X1.5	8	05	12	23.5	11	19		
10411-18-06	M18X1.5	10	06	12	22.5	11	19		
10411-22-06	M22X1.5	10	06	15	24.5	12	24		
10411-22-08	M22X1.5	12	08	15	26	12	24		
10411-26-08	M26X1.5	12	08	18	26.5	12	27		
10411-26-10	M26X1.5	16	10	18	27	12	27		
10411-27-10	M27X1.5	16	10	18	32	14	30		
10411-30-10	M30X2	16	10	22	29	14	32		
10411-30-12	M30X2	20	12	22	29	14	32		
10411-36-16	M36X2	25	16	28	31.5	14	38		
10411-45-20	M45X2	32	20	35	36	16	46		
10411-52-24	M52X2	40	24	42	38	16	55		

扣压式软管接头 SWAGED HOSE FITTING



20411



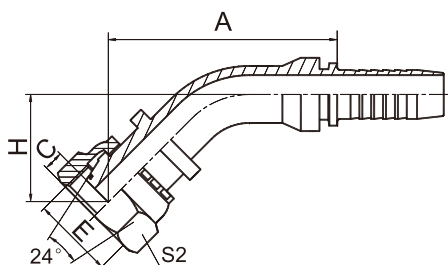
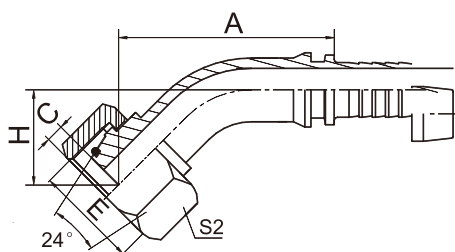
20411-T

公制内螺纹 24° 锥带 O 型圈轻系列
METRIC FEMALE 24° CONE O-RING L.T.
ISO 12151-2--DIN 3865

代号 PART NO.	螺纹 E THREAD E	胶管 HOSE BORE		管子外径 TUBE O.D.	O 形圈 O RING	尺寸 DIMENSIONS		
		公称内径 DN	标号 DASH			A	C	S2
20411-12-04	M12X1.5	6	04	6	O04.5X1.5	26	1	17
20411-14-04	M14X1.5	6	04	8	O06.5X1.5	27.5	2	19
20411-14-06	M14X1.5	10	06	8	O06.5X1.5	27.5	2	19
20411-16-04	M16X1.5	6	04	10	O08.0X1.5	28	2	22
20411-16-05	M16X1.5	8	05	10	O08.0X1.5	28	2	22
20411-16-06	M16X1.5	10	06	10	O08.0X1.5	28	2	22
20411-18-05T	M18X1.5	8	05	12	O10.0X1.5	24.5	1.5	22
20411-18-06	M18X1.5	10	06	12	O10.0X1.5	29	2.5	24
20411-18-08	M18X1.5	12	08	12	O10.0X1.5	29.5	2.5	24
20411-22-05T	M22X1.5	8	05	15	O12.0X2.0	26.5	3	27
20411-22-06T	M22X1.5	10	06	15	O12.0X2.0	26.5	3	27
20411-22-08	M22X1.5	12	08	15	O12.0X2.0	32	2.5	27
20411-26-10	M26X1.5	16	10	18	O15.0X2.0	34.5	2.5	32
20411-26-12	M26X1.5	20	12	18	O15.0X2.0	35	2.5	32
20411-27-10T	M27X1.5	16	10	18	O15.0X2.0	35	2.1	32
20411-27-12	M27X1.5	20	12	18	O15.0X2.0	35	2.5	32
20411-30-10T	M30X2	16	10	22	O20.0X2.0	31	3.8	36
20411-30-12	M30X2	20	12	22	O20.0X2.0	39	4	36
20411-36-12T	M36X2	20	12	28	O26.0X2.0	33	4.5	46
20411-36-14T	M36X2	22	14	28	O26.0X2.0	33	4.5	46
20411-45-16T	M45X2	25	16	35	O32.0X2.5	37	4	55
20411-45-20T	M45X2	32	20	35	O32.0X2.5	37.5	4	55
20411-52-20T	M52X2	32	20	42	O38.0X2.5	38.5	4	60
20411-52-24T	M52X2	40	24	42	O38.0X2.5	38.5	4	60

注: 1.表中代号用于编织软管。 2.如需用于缠绕软管代号改为 20412-xx-xx。
Note: 1.For use with braided hoses. 2.If use with spiral hoses, hose fitting series number is 20412-xx-xx.

扣压式软管接头 SWAGED HOSE FITTING

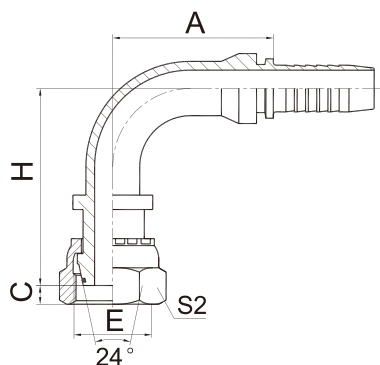

20441

20441-T

45° 公制内螺纹 24° 锥带 O 型圈轻系列
 45° METRIC FEMALE 24° CONE O-RING L.T.
 ISO 12151-2--DIN 3865

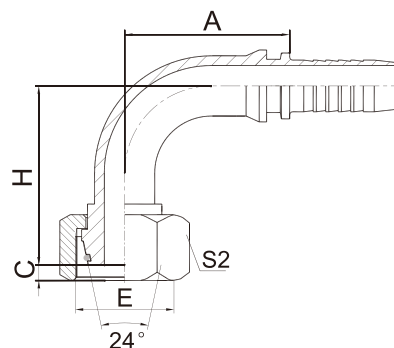
代号 PART NO.	螺纹 E THREAD E	胶管 HOSE BORE		管子外径 TUBE O.D.	O 形圈 O RING	尺寸 DIMENSIONS			
		公称内径 DN	标号 DASH			A	C	H	S2
20441-14-04	M14X1.5	6	04	8	O06.5X1.5	49	2	27	19
20441-16-05	M16X1.5	8	05	10	O08.0X1.5	51.5	2	28.2	22
20441-16-06	M16X1.5	10	06	10	O08.0X1.5	53.4	2	29.2	22
20441-18-05T	M18X1.5	8	05	12	O10.0X1.5	46.6	1.5	23.2	22
20441-18-06	M18X1.5	10	06	12	O10.0X1.5	54.2	2.5	29.9	24
20441-22-05T	M22X1.5	8	05	15	O12.0X2.0	46.5	3	23.2	27
20441-22-06T	M22X1.5	10	06	15	O12.0X2.0	48.5	3	24.2	27
20441-22-08	M22X1.5	12	08	15	O12.0X2.0	68.1	2.5	33.2	27
20441-26-08T	M26X1.5	12	08	18	O15.0X2.0	60.6	2.1	25.7	32
20441-26-10	M26X1.5	16	10	18	O15.0X2.0	80.7	2.5	35.9	32
20441-26-12	M26X1.5	20	12	18	O15.0X2.0	86.9	2.5	39.5	32
20441-27-10T	M27X1.5	16	10	18	O15.0X2.0	72	2.1	27.7	32
20441-27-12	M27X1.5	20	12	18	O15.0X2.0	86.9	2.5	39.5	32
20441-30-10T	M30X2	16	10	22	O20.0X2.0	73.5	3.8	28.6	36
20441-30-12	M30X2	20	12	22	O20.0X2.0	89.1	4	41.7	36
20441-36-12T	M36X2	20	12	28	O26.0X2.0	79.5	4.5	32.1	46
20441-36-14T	M36X2	22	14	28	O26.0X2.0	81.9	4.5	31.6	46
20441-45-20T	M45X2	32	20	35	O32.0X2.5	99.8	4	39.1	55
20441-52-20T	M52X2	32	20	42	O38.0X2.5	102	4	39.8	60
20441-52-24T	M52X2	40	24	42	O38.0X2.5	114.5	4	43.7	60

注：1. 表中代号用于编织软管。 2. 如需用于缠绕软管代号改为 20442-xx-xx。
 Note: 1.For use with braided hoses. 2.If use with spiral hoses, hose fitting series number is 20442-xx-xx.

扣压式软管接头 SWAGED HOSE FITTING



20491



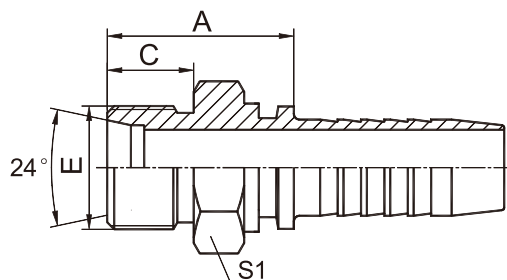
20491-T

90° 公制内螺纹 24° 锥带 O 型圈轻系列
90° METRIC FEMALE 24° CONE O-RING L.T.
ISO 12151-2--DIN 3865

代号 PART NO.	螺纹 E THREAD E	胶管 HOSE BORE		管子外径 TUBE O.D.	O 形圈 O RING	尺寸 DIMENSIONS			
		公称内径 DN	标号 DASH			A	C	H	S2
20491-12-03	M12X1.5	5	03	6	O04.5X1.5	26.5	1	35	17
20491-12-04	M12X1.5	6	04	6	O04.5X1.5	30	1	44.5	17
20491-14-04	M14X1.5	6	04	8	O06.5X1.5	30	2	38	19
20491-16-04	M16X1.5	6	04	10	O08.0X1.5	30	2	39	22
20491-16-05	M16X1.5	8	05	10	O08.0X1.5	33	2	42	22
20491-16-06	M16X1.5	10	06	10	O08.0X1.5	35.3	2	51.8	22
20491-18-05T	M18X1.5	8	05	12	O10.0X1.5	33	1.5	42.5	22
20491-18-06	M18X1.5	10	06	12	O10.0X1.5	35.3	2.5	44.3	24
20491-22-06T	M22X1.5	10	06	15	O12.0X2.0	35.3	3	44.8	27
20491-22-08	M22X1.5	12	08	15	O12.0X2.0	41	2.5	52	27
20491-26-08T	M26X1.5	12	08	18	O15.0X2.0	41	2.1	51	32
20491-26-10	M26X1.5	16	10	18	O15.0X2.0	56	2.5	58.5	32
20491-26-12	M26X1.5	20	12	18	O15.0X2.0	64.9	2.5	77	32
20491-27-10T	M27X1.5	16	10	18	O15.0X2.0	56	2.1	54.9	32
20491-27-12	M27X1.5	20	12	18	O15.0X2.0	64.9	2.5	77	32
20491-30-10T	M30X2	16	10	22	O20.0X2.0	56	3.8	57.2	36
20491-30-12	M30X2	20	12	22	O20.0X2.0	65.5	4	63	36
20491-36-12T	M36X2	20	12	28	O26.0X2.0	65.5	4.5	66.5	46
20491-36-14T	M36X2	22	14	28	O26.0X2.0	71.2	4.5	67.5	46
20491-45-16T	M45X2	25	16	35	O32.0X2.5	76.7	4	75	55
20491-45-20T	M45X2	32	20	35	O32.0X2.5	91.5	4	86	55
20491-52-20T	M52X2	32	20	42	O38.0X2.5	93	4	87	60
20491-52-24T	M52X2	40	24	42	O38.0X2.5	109.4	4	100.5	60

注：1. 表中代号用于编织软管。 2. 如需用于缠绕软管代号改为 20492-xx-xx。
Note: 1. For use with braided hoses. 2. If use with spiral hoses, hose fitting series number is 20492-xx-xx.

扣压式软管接头 SWAGED HOSE FITTING

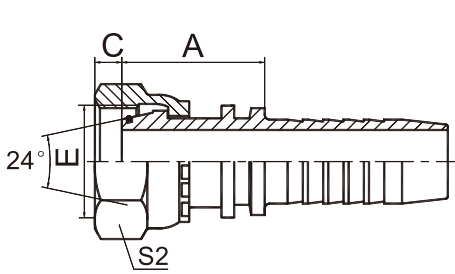


10511

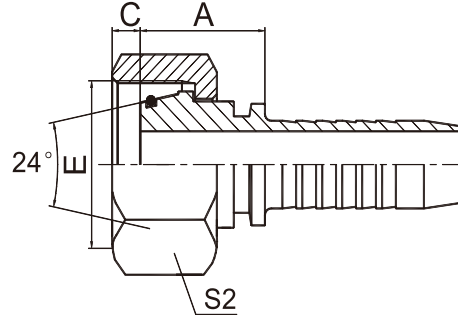
公制外螺纹 24° 内锥面重系列
METRIC MALE 24° CONE SEAT H.T.DIN3853

代号 PART NO.	螺纹 E 胶 THREAD E	管 HOSE BORE		管子外径 TUBE O.D.	尺寸 DIMENSIONS				
		公称内径 DN	标号 DASH		A	C	S1		
10511-14-04	M14X1.5	6	04	6	24.5	12	14		
10511-16-04	M16X1.5	6	04	8	26.5	12	17		
10511-18-04	M18X1.5	6	04	10	26.5	12	19		
10511-20-05	M20X1.5	8	05	12	27	12	22		
10511-20-06	M20X1.5	10	06	12	26.5	12	22		
10511-22-05	M22X1.5	8	05	14	30.5	14	24		
10511-22-06	M22X1.5	10	06	14	30.5	14	24		
10511-22-08	M22X1.5	12	08	14	31	14	24		
10511-24-08	M24X1.5	12	08	16	31.5	14	27		
10511-30-10	M30X2	16	10	20	34.5	16	32		
10511-30-12	M30X2	20	12	20	36	16	32		
10511-36-12	M36X2	20	12	25	40.5	18	41		
10511-36-16	M36X2	25	16	25	41.5	18	38		
10511-42-16	M42X2	25	16	30	44	20	46		
10511-42-20	M42X2	32	20	30	45	20	46		
10511-52-20	M52X2	32	20	38	50	22	55		

扣压式软管接头 SWAGED HOSE FITTING



20511



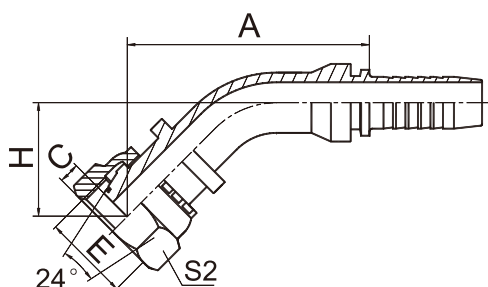
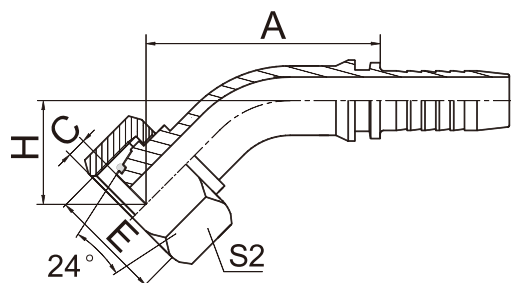
20511-T

90° 公制内螺纹 24° 锥带 O 型圈重系列
90° METRIC FEMALE 24° CONE O-RING
H.T.ISO 12151-2--DIN 3865

代号 PART NO.	螺纹 E THREAD E	胶管 HOSE BORE		管子外径 TUBE O.D.	O 形圈 O RING	尺寸 DIMENSIONS		
		公称内径 DN	标号 DASH			A	C	S2
20511-14-04	M16X1.5	6	04	6	O04.5X1.5	29	1.5	19
20511-16-04	M16X1.5	6	04	8	O06.5X1.5	29	1.5	22
20511-16-05	M16X1.5	8	05	8	O06.5X1.5	29	1.5	22
20511-18-04T	M18X1.5	6	04	10	O08.0X1.5	25.5	1.5	22
20511-18-06	M18X1.5	10	06	10	O08.0X1.5	29	2	24
20511-20-06T	M20X1.5	10	06	12	O10.0X1.5	26.5	2.5	24
20511-20-08	M20X1.5	12	08	12	O10.0X1.5	31.5	2.5	27
20511-22-06T	M22X1.5	10	06	14	O11.0X2.0	26.5	3	27
20511-22-08	M22X1.5	12	08	14	O11.0X2.0	31.5	2.5	27
20511-24-06T	M24X1.5	10	06	16	O13.0X2.0	27	3	30
20511-24-08T	M24X1.5	12	08	16	O13.0X2.0	27.5	3	30
20511-30-10T	M30X2	16	10	20	O16.3X2.4	33	2.5	36
20511-30-12	M30X2	20	12	20	O16.3X2.4	39	3	36
20511-36-12T	M36X2	20	12	25	O20.3X2.4	35	3.2	46
20511-36-14T	M36X2	22	14	25	O20.3X2.4	34	3.2	46
20511-42-12T	M42X2	20	12	30	O25.3X2.4	37.5	3.9	50
20511-42-16T	M42X2	25	16	30	O25.3X2.4	38.5	3.9	50
20511-52-20T	M52X2	32	20	38	O33.3X2.4	41.5	4.5	60
20511-52-24T	M52X2	40	24	38	O33.3X2.4	41.5	4.5	60

注：1. 表中代号用于编织软管。 2. 如需用于缠绕软管代号改为 20512-xx-xx。
Note: 1. For use with braided hoses. 2. If use with spiral hoses, hose fitting series number is 20512-xx-xx.

扣压式软管接头 SWAGED HOSE FITTING

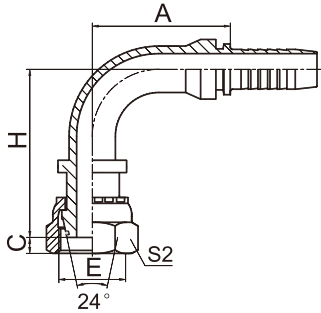

20541

20541-T

45° 公制内螺纹 24° 锥带 O 型圈重系列
 45° METRIC FEMALE 24° CONE O-RING H.T.
 ISO 12151-2--DIN 3865

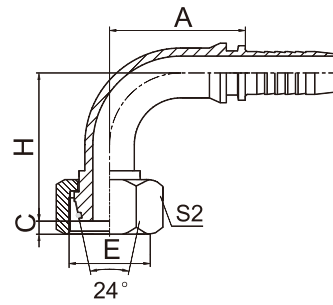
代号 PART NO.	螺纹 E THREAD E	胶管 HOSE BORE		管子外径 TUBE O.D.	O 形圈 O RING	尺寸 DIMENSIONS			
		公称内径 DN	标号 DASH			A	C	H	S2
20541-14-04	M16X1.5	6	04	6	O04.5X1.5	43.4	1.5	21.3	19
20541-16-04	M16X1.5	6	04	8	O06.5X1.5	44.4	1.5	22.3	22
20541-16-05	M16X1.5	8	05	8	O06.5X1.5	46.6	1.5	23.2	22
20541-18-04T	M18X1.5	6	04	10	O08.0X1.5	43.7	1.5	21.6	22
20541-18-06	M18X1.5	10	06	10	O08.0X1.5	48.1	2	23.9	24
20541-20-06T	M20X1.5	10	06	12	O10.0X1.5	47.8	2.5	23.5	24
20541-20-08	M20X1.5	12	08	12	O10.0X1.5	68.1	2.5	33.2	27
20541-22-06T	M22X1.5	10	06	14	O11.0X2.0	48.1	3	23.9	27
20541-22-08	M22X1.5	12	08	14	O11.0X2.0	68.1	2.5	33.2	27
20541-24-08T	M24X1.5	12	08	16	O13.0X2.0	62.5	3	27.5	30
20541-30-10T	M30X2	16	10	20	O16.3X2.4	73.5	2.5	29.2	36
20541-30-12	M30X2	20	12	20	O16.3X2.4	77.2	3	30.3	36
20541-36-12T	M36X2	20	12	25	O20.3X2.4	81.1	3.2	33	46
20541-36-14T	M36X2	22	14	25	O20.3X2.4	82.8	3.2	32.5	46
20541-42-16T	M42X2	25	16	30	O25.3X2.4	90.6	3.9	35.1	50
20541-52-20T	M52X2	32	20	38	O33.3X2.4	101.7	4.5	39.4	60
20541-52-24T	M52X2	40	24	38	O33.3X2.4	114.1	4.5	43.4	60

注: 1. 表中代号用于编织软管。 2. 如需用于缠绕软管代号改为 20542-xx-xx。
 Note: 1. For use with braided hoses. 2. If use with spiral hoses, hose fitting series number is 20542-xx-xx.

扣压式软管接头 SWAGED HOSE FITTING



20591



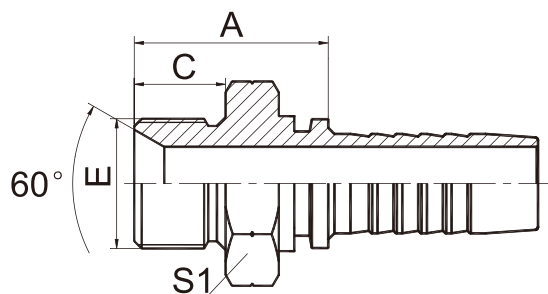
20591-T

90° 公制内螺纹24° 锥带O型圈重系列
90° METRIC FEMALE 24° CONE O-RING H.T.
ISO 12151-2--DIN 3865

代号 PART NO.	螺纹 E THREAD E	胶管 HOSE BORE		管子外径 TUBE O.D.	O 形圈 O RING	尺寸 DIMENSIONS			
		公称内径 DN	标号 DASH			A	C	H	S2
20591-14-04	M16X1.5	6	04	6	O04.5X1.5	30	1.5	39.5	19
20591-16-04	M16X1.5	6	04	8	O06.5X1.5	30	1.5	39.5	22
20591-16-05	M16X1.5	8	05	8	O06.5X1.5	33	1.5	42.5	22
20591-18-05T	M18X1.5	8	05	10	O08.0X1.5	33	1.5	41.5	22
20591-18-06	M18X1.5	10	06	10	O08.0X1.5	35.3	2	45.8	24
20591-20-06T	M20X1.5	10	06	12	O10.0X1.5	35.3	2.5	44.3	24
20591-20-08	M20X1.5	12	08	12	O10.0X1.5	41	2.5	61	27
20591-22-06T	M22X1.5	10	06	14	O11.0X2.0	35.3	3	44.8	27
20591-22-08	M22X1.5	12	08	14	O11.0X2.0	41	2.5	53	27
20591-24-08T	M24X1.5	12	08	16	O13.0X2.0	41	3	50.5	30
20591-24-10	M24X1.5	16	10	16	O13.0X2.0	56.5	2.5	56.5	30
20591-30-10T	M30X2	16	10	20	O16.3X2.4	56	2.5	58	36
20591-30-12	M30X2	20	12	20	O16.3X2.4	64.9	3	64	36
20591-36-12T	M36X2	20	12	25	O20.3X2.4	66.2	3.2	67.8	46
20591-36-14T	M36X2	22	14	25	O20.3X2.4	71.2	3.2	68.8	46
20591-42-16T	M42X2	25	16	30	O25.3X2.4	78	3.9	75.1	50
20591-52-20T	M52X2	32	20	38	O33.3X2.4	93	4.5	86.5	60
20591-52-24T	M52X2	40	24	38	O33.3X2.4	109.4	4.5	100	60

注：1. 表中代号用于编织软管。 2. 如需用于缠绕软管代号改为 20592-xx-xx。
Note: 1. For use with braided hoses. 2. If use with spiral hoses, hose fitting series number is 20592-xx-xx.

扣压式软管接头 SWAGED HOSE FITTING

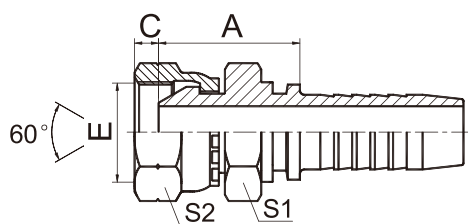

12611A

英管外螺纹 60° 内锥面或六角端面
用组合垫密封的双用接头
BSP MALE DOUBLE USE FOR 60°
CONE SEAT OR BONDED SEAL

代号 PART NO.	螺纹 E THREAD E	胶管 HOSE BORE		尺寸 DIMENSIONS				
		公称内径 DN	标号 DASH	A	C	S1		
12611A-02-03	G1/8"X28	5	03	22	10	14		
12611A-04-04	G1/4"X19	6	04	24.5	12	19		
12611A-04-05	G1/4"X19	8	05	24.5	12	19		
12611A-06-05	G3/8"X19	8	05	26	13.5	22		
12611A-06-06	G3/8"X19	10	06	28	13.5	22		
12611A-06-08	G3/8"X19	12	08	28.5	13.5	22		
12611A-08-06	G1/2"X14	10	06	33	16	27		
12611A-08-08	G1/2"X14	12	08	33.5	16	27		
12611A-08-10	G1/2"X14	16	10	32	16	27		
12611A-10-08	G5/8"X14	12	08	35	17.5	30		
12611A-10-10	G5/8"X14	16	10	36	17.5	30		
12611A-12-08	G3/4"X14	12	08	36.5	18.5	32		
12611A-12-10	G3/4"X14	16	10	37.5	18.5	32		
12611A-12-12	G3/4"X14	20	12	37.5	18.5	32		
12611A-16-12	G1"X11	20	12	42.5	20.5	41		
12611A-16-16	G1"X11	25	16	43.5	20.5	41		
12611A-20-16	G1.1/4"X11	25	16	45.5	20.5	50		
12611A-20-20	G1.1/4"X11	32	20	46.5	20.5	50		
12611A-24-24	G.1/2"X11	40	24	49	23	55		
12611A-32-32	G2"X11	50	32	54.5	25.5	70		

注：该系列的密封型式可采用 60° 锥面密封，也可在六角端面放组合垫密封。

扣压式软管接头 SWAGED HOSE FITTING



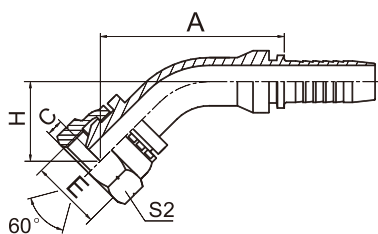
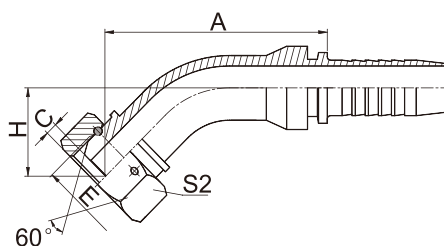
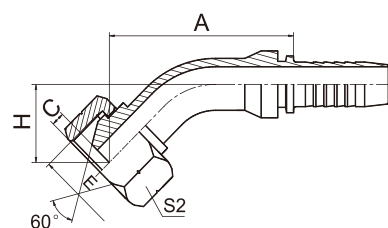
22611D

英管内螺纹 60° 外锥面双六角
BSP FEMALE 60° CONE DOUBLE HEXAGON

代号 PART NO.	螺纹 E THREAD E	胶管 HOSE BORE		尺寸 DIMENSIONS			
		公称内径 DN	标号 DASH	A	C	S1	S2
22611D-04-04	G1/4"X19	6	04	23.5	5.5	19	19
22611D-06-06	G3/8"X19	10	06	26.5	6.3	22	22
22611D-08-08	G1/2"X14	12	08	31	7.5	27	27
22611D-10-08	G5/8"X14	12	08	31	9.5	30	30
22611D-12-08	G3/4"X14	12	08	31.5	10.9	32	32
22611D-12-12	G3/4"X14	20	12	33.5	10.9	32	32
22611D-16-16	G1"X11	25	16	35.5	11.7	41	41
22611D-20-20W	G1.1/4"X11	32	20	44	11	50	50

注: 1. 表中代号用于编织软管。 2. 如需用于缠绕软管代号改为 22612D-xx-xx。
Note: 1.For use with braided hoses. 2.If use with spiral hoses, hose fitting series number is 22612D-xx-xx.

扣压式软管接头 SWAGED HOSE FITTING


22641

22641-W

22641-T

45° 英管内螺纹 60° 外锥面
45° BSP FEMALE 60° CONE

代号 PART NO.	螺纹 E THREAD E	胶管 HOSE BORE		尺寸 DIMENSIONS			
		公称内径 DN	标号 DASH	A	C	H	S2
22641-04-04	G1/4"X19	6	04	42.3	5.5	20.2	19
22641-06-04	G3/8"X19	6	04	43.2	6.3	21	22
22641-06-05	G3/8"X19	8	05	45.3	6.3	22	22
22641-06-06	G3/8"X19	10	06	46.9	6.3	22.6	22
22641-08-06T	G1/2"X14	10	06	48.1	7.5	23.9	27
22641-08-08	G1/2"X14	12	08	61.1	7.5	26.1	27
22641-10-08	G5/8"X14	12	08	61.4	9.5	26.5	30
22641-10-10	G5/8"X14	16	10	72.6	9.5	27.8	30
22641-12-08T	G3/4"X14	12	08	61.8	10.9	26.9	32
22641-12-10	G3/4"X14	16	10	73	10.9	28.2	32
22641-12-12	G3/4"X14	20	12	79.2	10.9	31.8	32
22641-16-12T	G1"X11	20	12	80.8	11.7	33.4	41
22641-16-16	G1"X11	25	16	88.4	11.7	34.2	41
22641-20-16T	G1.1/4"X11	25	16	85.3	11	31.1	50
22641-20-20W	G1.1/4"X11	32	20	98.8	11	38	50
22641-24-24W	G1.1/2"X11	40	24	116.8	13	45.5	55
22641-32-32W	G2"X11	50	32	135.7	16	52.7	70

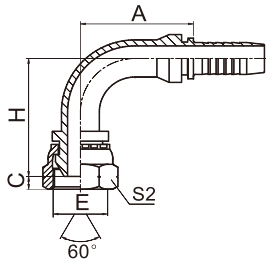
注：1. 表中代号用于编织软管。

2. 如需用于缠绕软管代号改为 22642-xx-xx。

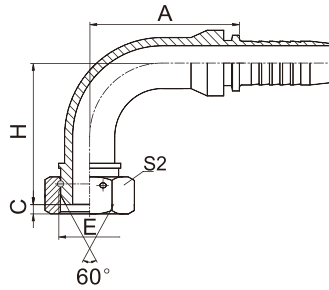
Note: 1. For use with braided hoses.

2. If use with spiral hoses, hose fitting series number is 22642-xx-xx.

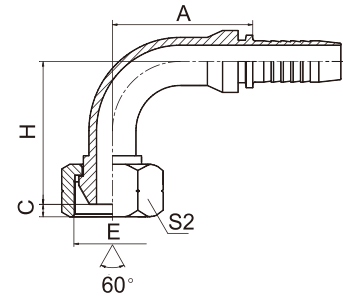
扣压式软管接头 SWAGED HOSE FITTING



22691



22691-W



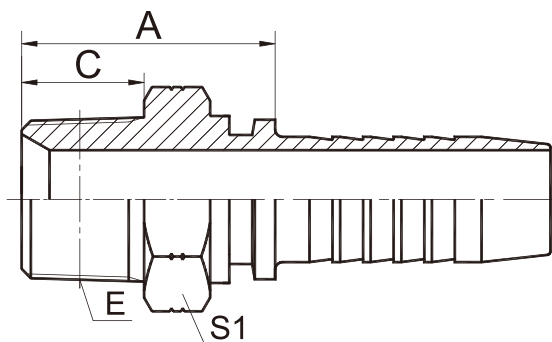
22691-T

90° 英管内螺纹 60° 外锥面
90° BSP FEMALE 60° CONE

代号 PART NO.	螺纹 E THREAD E	胶管 HOSE BORE		尺寸 DIMENSIONS			
		公称内径 DN	标号 DASH	A	C	H	S2
22691-02-03	G1/8"X28	5	03	26.5	5.5	31.5	14
22691-02-04	G1/8"X28	6	04	30	5.5	34.5	14
22691-04-03	G1/4"X19	5	03	26.5	5.5	33.5	19
22691-04-04	G1/4"X19	6	04	30	5.5	36.5	19
22691-04-05	G1/4"X19	8	05	33	5.5	39.5	19
22691-04-06	G1/4"X19	10	06	30	5.5	36.5	19
22691-06-04	G3/8"X19	6	04	30	6.3	37.7	22
22691-06-05	G3/8"X19	8	05	33	6.3	40.7	22
22691-06-06	G3/8"X19	10	06	35.3	6.3	43	22
22691-08-06T	G1/2"X14	10	06	35.3	7	43.3	27
22691-08-08	G1/2"X14	12	08	41	7.5	51	27
22691-08-10	G1/2"X14	16	10	56.5	7.5	55.5	27
22691-10-08	G5/8"X14	12	08	41	9.5	51.5	30
22691-10-10	G5/8"X14	16	10	56	9.5	56	30
22691-12-08T	G3/4"X14	12	08	41	10.9	52.1	32
22691-12-10	G3/4"X14	16	10	56.5	10.9	56.6	32
22691-12-12	G3/4"X14	20	12	64.9	10.9	66.1	32
22691-16-12T	G1"X11	20	12	65.5	11.7	68.3	41
22691-16-14	G1"X11	22	14	71.2	11.7	69.3	41
22691-16-16	G1"X11	25	16	76.7	11.7	73.8	41
22691-20-16T	G1.1/4"X11	25	16	78	11	69.5	50
22691-20-20W	G1.1/4"X11	32	20	91.5	11	84.3	50
22691-24-24W	G1.1/2"X11	40	24	109.4	13	103	55
22691-32-32W	G2"X11	50	32	131.8	16	123.3	70

注：1. 表中代号用于编织软管。 2. 如需用于缠绕软管代号改为 22692-xx-xx。
Note: 1.For use with braided hoses. 2.If use with spiral hoses, hose fitting series number is 22692-xx-xx.

扣压式软管接头 SWAGED HOSE FITTING

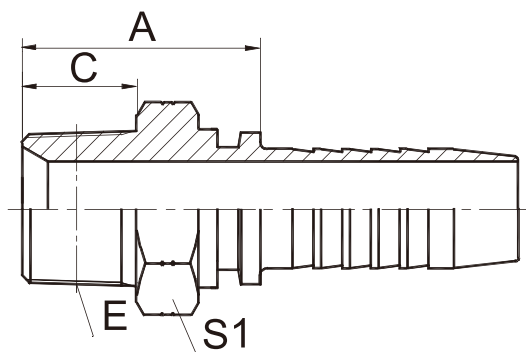


13011-SP

英锥管外螺纹
BSPT MALE

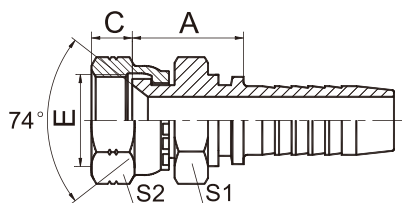
代号 PART NO.	螺纹 E THREAD E	胶管 HOSE BORE		尺寸 DIMENSIONS			
		公称内径 DN	标号 DASH	A	C	S1	
13011-02-03SP	R1/8"X28	5	03	22	10	12	
13011-02-04SP	R1/8"X28	6	04	22.5	10	12	
13011-04-04SP	R1/4"X19	6	04	27	14.5	14	
13011-04-05SP	R1/4"X19	8	05	25	15.4	14	
13011-04-06SP	R1/4"X19	10	06	27	14.5	17	
13011-06-04SP	R3/8"X19	6	04	27.5	15	17	
13011-06-05SP	R3/8"X19	8	05	26.5	15	17	
13011-06-06SP	R3/8"X19	10	06	27.5	15	17	
13011-06-08SP	R3/8"X19	12	08	30	15	19	
13011-08-06SP	R1/2"X14	10	06	34.5	20	22	
13011-08-08SP	R1/2"X14	12	08	35	20	22	
13011-08-10SP	R1/2"X14	16	10	38	20	22	
13011-08-12SP	R1/2"X14	20	12	38	20	27	
13011-12-08SP	R3/4"X14	12	08	37	20	27	
13011-12-10SP	R3/4"X14	16	10	38	20	27	
13011-12-12SP	R3/4"X14	20	12	38.5	20	27	
13011-12-16SP	R3/4"X14	25	16	39.5	20	32	
13011-16-12SP	R1"X11	20	12	44	25.5	36	
13011-16-16SP	R1"X11	25	16	45	25.5	36	
13011-20-20SP	R1.1/4"X11	32	20	49.5	26.5	46	
13011-24-24SP	R1.1/2"X11	40	24	52.5	26.5	50	
13011-32-24SP	R2"X11	40	24	57	30	65	
13011-32-32SP	R2"X11	50	32	57	30	65	

扣压式软管接头 SWAGED HOSE FITTING

**15611**布锥管外螺纹
NPT MALE

代号 PART NO.	螺纹 E THREAD E	胶管 HOSE BORE		尺寸 DIMENSIONS			
		公称内径 DN	标号 DASH	A	C	S1	
15611-02-03	Z1/8"X27	5	03	21.5	10.5	12	
15611-02-04	Z1/8"X27	6	04	22.5	10.5	12	
15611-04-03	Z1/4"X18	5	03	27	15	17	
15611-04-04	Z1/4"X18	6	04	28	15	17	
15611-04-05	Z1/4"X18	8	05	28	15	17	
15611-04-06	Z1/4"X18	10	06	28	15	17	
15611-06-04	Z3/8"X18	6	04	28	16	19	
15611-06-05	Z3/8"X18	8	05	29	16	19	
15611-06-06	Z3/8"X18	10	06	29	16	19	
15611-06-08	Z3/8"X18	12	08	30.5	16	19	
15611-08-06	Z1/2"X14	10	06	34	19.5	22	
15611-08-08	Z1/2"X14	12	08	34.5	19.5	22	
15611-08-10	Z1/2"X14	16	10	35.5	19.5	22	
15611-12-08	Z3/4"X14	12	08	37.5	19.5	27	
15611-12-10	Z3/4"X14	16	10	37.5	19.5	27	
15611-12-12	Z3/4"X14	20	12	38.5	19.5	27	
15611-12-16	Z3/4"X14	25	16	39.5	19.5	32	
15611-16-10	Z1"X11.5	16	10	45	25.5	36	
15611-16-12	Z1"X11.5	20	12	45	25.5	36	
15611-16-16	Z1"X11.5	25	16	46.5	25.5	36	
15611-20-16	Z1.1/4"X11.5	25	16	49	26.5	46	
15611-20-20	Z1.1/4"X11.5	32	20	50.5	26.5	46	
15611-24-24	Z1.1/2"X11.5	40	24	51	27.5	50	
15611-32-32	Z2"X11.5	50	32	55	27.5	65	

扣压式软管接头 SWAGED HOSE FITTING



26711D

美制 JIC 内螺纹 74° 内锥面双六角
JIC FEMALE 74° CONE SEAT DOUBLE HEXAGON
SAE J514

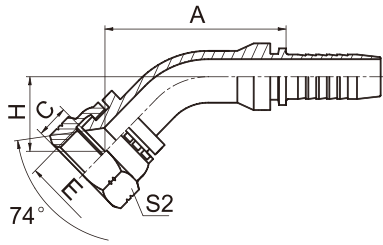
代号 PART NO.	螺 纹 E THREAD E	胶 管 HOSE BORE		尺 寸 DIMENSIONS			
		公称内径 DN	标号 DASH	A	C	S1	S2
26711D-04-04	7/16"X20	6	04	20	9	17	15
26711D-05-04	1/2"X20	6	04	21	9.5	17	17
26711D-06-04	9/16"X18	6	04	21	10.5	19	19
26711D-06-06	9/16"X18	10	06	21	10.5	19	19
26711D-08-06	3/4"X16	10	06	25	11	24	24
26711D-08-08	3/4"X16	12	08	24.5	11	24	24
26711D-08-10	3/4"X16	16	10	25.5	11	24	24
26711D-10-08	7/8"X14	12	08	28	13	27	27
26711D-10-10	7/8"X14	16	10	29	13	27	27
26711D-12-12	1.1/16"X12	20	12	31.5	15	32	32
26711D-16-12	1.5/16"X12	20	12	33.5	16	41	41
26711D-16-16	1.5/16"X12	25	16	34.5	16	41	41
26711D-16-20	1.5/16"X12	32	20	36.5	16	41	41
26711D-20-20W	1.7/16"X12	32	20	41	17	50	50

注：1. 表中代号用于编织软管。

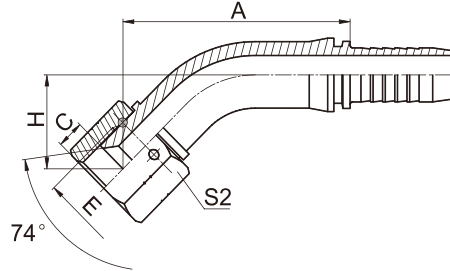
2. 如需用于缠绕软管代号改为 26712D-xx-xx。

Note: 1.For use with braided hoses. 2.If use with spiral hoses, hose fitting series number is 26712D-xx-xx.

扣压式软管接头 SWAGED HOSE FITTING



26741



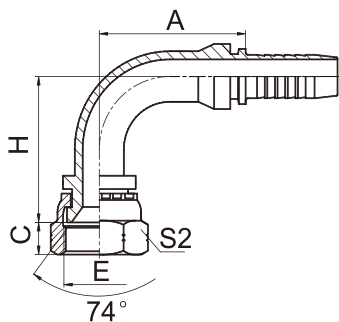
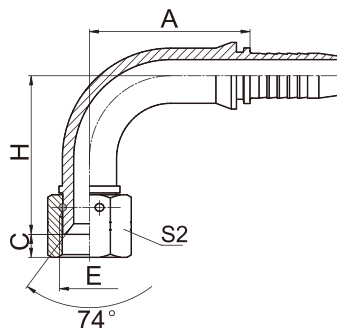
26741W

45° 美制 JIC 内螺纹 74° 内锥面
45° JIC FEMALE 74° CONE SEAT
SAE J514

代号 PART NO.	螺 纹 E THREAD E	胶 管 HOSE BORE		尺 寸 DIMENSIONS			
		公称内径 DN	标号 DASH	A	C	H	S2
26741-04-03	7/16"X20	5	03	37.6	9	17.2	15
26741-04-04	7/16"X20	6	04	40.2	9	18.1	15
26741-05-04	1/2"X20	6	04	40.5	9.5	18.5	17
26741-05-05	1/2"X20	8	05	42.7	9.5	19.3	17
26741-05-06	1/2"X20	10	06	44.6	9.5	20.3	17
26741-06-04	9/16"X18	6	04	40.5	10.5	18.5	19
26741-06-05	9/16"X18	8	05	42.6	10.5	19.3	19
26741-06-06	9/16"X18	10	06	44.3	10.5	20	19
26741-08-06	3/4"X16	10	06	45.7	11	21.4	24
26741-08-08	3/4"X16	12	08	57.9	11	22.9	24
26741-10-08	7/8"X14	12	08	58.9	13	24	27
26741-10-10	7/8"X14	16	10	69.6	13	25.3	27
26741-10-12	7/8"X14	20	12	75.7	13	28.9	27
26741-12-08	1.1/16"X12	12	08	60	15	25.1	32
26741-12-10	1.1/16"X12	16	10	70.7	15	26.4	32
26741-12-12	1.1/16"X12	20	12	76.8	15	30	32
26741-14-12	1.3/16"X12	20	12	77.4	15	30	36
26741-16-12	1.5/16"X12	20	12	77.4	16	30	41
26741-16-16	1.5/16"X12	25	16	85.7	16	31.5	41
26741-20-20W	1.5/8"X12	32	20	95.9	17	35.2	50
26741-24-20W	1.7/8"X12	32	20	100.9	20	40.1	55
26741-24-24W	1.7/8"X12	40	24	114.8	20	44.1	55
26741-32-32W	2.1/2"X12	50	32	135.9	23.5	51.6	75

注：1. 表中代号用于编织软管。 2. 如需用于缠绕软管代号改为 26742-xx-xx。
Note: 1. For use with braided hoses. 2. If use with spiral hoses, hose fitting series number is 26742-xx-xx.

扣压式软管接头 SWAGED HOSE FITTING


26791

26791W

90° 美制 JIC 内螺纹 74° 内锥面
 90° JIC FEMALE 74° CONE SEAT
 SAE J514

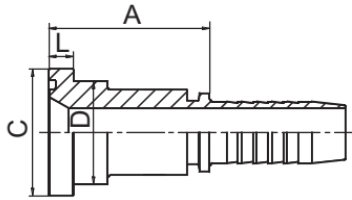
代号 PART NO.	螺纹 E THREAD E	胶管 HOSE BORE		尺寸 DIMENSIONS			
		公称内径 DN	标号 DASH	A	C	H	S2
26791-04-03	7/16"X20	5	03	26.5	9	30.5	15
26791-04-04	7/16"X20	6	04	30	9	33.5	15
26791-05-04	1/2"X20	6	04	30	9.5	34	17
26791-05-05	1/2"X20	8	05	33	9.5	37	17
26791-05-06	1/2"X20	10	06	35.3	9.5	39.3	17
26791-06-04	9/16"X18	6	04	30	10.5	34	19
26791-06-05	9/16"X18	8	05	33	10.5	37	19
26791-06-06	9/16"X18	10	06	35.3	10.5	39.3	19
26791-06-08	9/16"X18	12	08	35.8	10.5	39.8	19
26791-08-06	3/4"X16	10	06	35.3	11	41.3	24
26791-08-08	3/4"X16	12	08	41	11	47.5	24
26791-08-10	3/4"X16	16	10	49	11	47.5	24
26791-10-08	7/8"X14	12	08	41	13	48	27
26791-10-10	7/8"X14	16	10	56	13	52.5	27
26791-10-12	7/8"X14	20	12	64.9	13	62	27
26791-12-08	1.1/16"X12	12	08	41	15	49.5	32
26791-12-10	1.1/16"X12	16	10	56	15	54	32
26791-12-12	1.1/16"X12	20	12	65.5	15	63.5	32
26791-12-16	1.1/16"X12	25	16	74	15	63.5	32
26791-14-12	1.3/16"X12	20	12	65.5	15	63.5	36
26791-16-12	1.5/16"X12	20	12	65.5	16	63.5	41
26791-16-16	1.5/16"X12	25	16	76.7	16	70	41
26791-20-20W	1.5/8"X12	32	20	91.5	17	80.5	50
26791-24-20W	1.7/8"X12	32	20	91.5	20	80.5	55
26791-24-24W	1.7/8"X12	40	24	109.4	20	94	55
26791-32-32W	2.1/2"X12	50	32	133.1	23.5	121.8	75

注：1. 表中代号用于编织软管。

2. 如需用于缠绕软管代号改为 26792-xx-xx。

Note: 1.For use with braided hoses. 2.If use with spiral hoses, hose fitting series number is 26792-xx-xx.

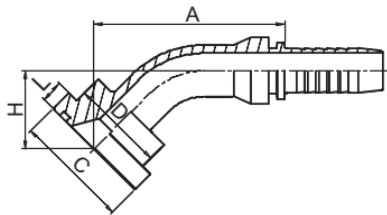
扣压式软管接头 SWAGED HOSE FITTING



87311
SAE 法兰 3000 PSI
SAE FLANGE 3000 PSI
ISO 12151-3--SAE J516

代号 PART NO.	法兰型号 FLANGE SIZE	胶管 HOSE BORE		尺寸 DIMENSIONS			
		公称内径 DN	标号 DASH	A	C	D	L
87311-08-08	1/2"	12	08	46	30.2	24	6.73
87311-12-08	3/4"	12	08	47	38.1	31.7	6.73
87311-12-10	3/4"	16	10	48	38.1	31.7	6.73
87311-12-12	3/4"	20	12	48	38.1	31.7	6.73
87311-12-16	3/4"	25	16	49	38.1	31.7	6.73
87311-16-12	1"	20	12	51	44.4	38	8
87311-16-16	1"	25	16	52	44.4	38	8
87311-16-20	1"	32	20	53	44.4	38	8
87311-20-16	1.1/4"	25	16	57	50.8	43	8
87311-20-20	1.1/4"	32	20	58	50.8	43	8
87311-24-20	1.1/2"	32	20	68	60.3	50	8
87311-24-24	1.1/2"	40	24	68	60.3	50	8
87311-32-24	2"	40	24	70	71.4	62	9.53
87311-32-32	2"	50	32	70	71.4	62	9.53
87311-40-40	2.1/2"	64	40	76	84.1	74	9.53

注：1.表中代号用于编织软管。 2.如需用于缠绕软管代号改为 87312-xx-xx。
Note: 1.For use with braided hoses. 2.If use with spiral hoses, hose fitting series number is 87312-xx-xx.

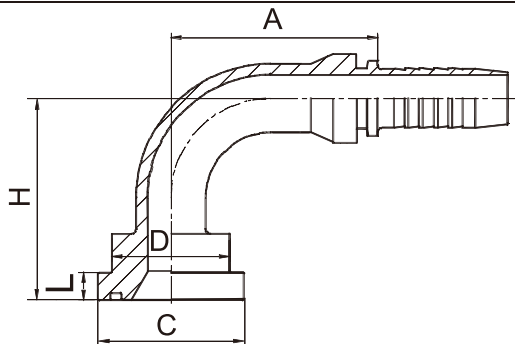


87341
45° SAE 法兰 3000 PSI
45° SAE FLANGE 3000 PSI
ISO 12151-3--SAE J516

代号 PART NO.	法兰型号 FLANGE SIZE	胶管 HOSE BORE		尺寸 DIMENSIONS				
		公称内径 DN	标号 DASH	A	C	D	H	L
87341-08-08	1/2"	12	08	58.2	30.2	24	23.3	6.73
87341-12-08	3/4"	12	08	58.9	38.1	31.7	24	6.73
87341-12-10	3/4"	16	10	69.6	38.1	31.7	25.3	6.73
87341-12-12	3/4"	20	12	76.3	38.1	31.7	28.9	6.73
87341-16-12	1"	20	12	76.3	44.4	38	28.9	8
87341-16-16	1"	25	16	83.9	44.4	38	29.7	8
87341-16-20	1"	32	20	94.5	44.4	38	33.8	8
87341-20-16	1.1/4"	25	16	85.2	50.8	43	29.7	8
87341-20-20	1.1/4"	32	20	94.5	50.8	43	33.8	8
87341-24-20	1.1/2"	32	20	95.9	60.3	50	35.2	8
87341-24-24	1.1/2"	40	24	109.9	60.3	50	39.1	8
87341-32-24	2"	40	24	109.9	71.4	62	39.1	9.53
87341-32-32	2"	50	32	129.3	71.4	62	46.3	9.53

注：1.表中代号用于编织软管。 2.如需用于缠绕软管代号改为 87342-xx-xx。
Note: 1.For use with braided hoses. 2.If use with spiral hoses, hose fitting series number is 87342-xx-xx.

扣压式软管接头 SWAGED HOSE FITTING


87391

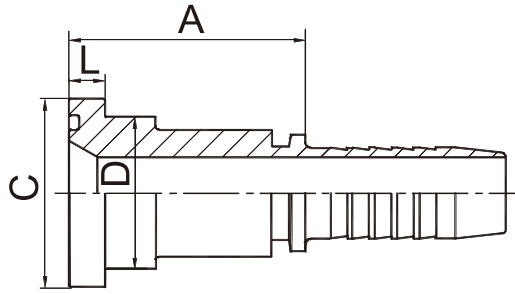
90° SAE 法兰 3000 PSI
 90° SAE FLANGE 3000 PSI
 ISO 12151-3--SAE J516

代号 PART NO.	法兰型号 FLANGE SIZE	胶管 HOSE BORE		尺寸 DIMENSIONS				
		公称内径 DN	标号 DASH	A	C	D	H	L
87391-08-08	1/2"	12	08	41	30.2	24	47	6.73
87391-12-08	3/4"	12	08	41	38.1	31.7	48	6.73
87391-12-10	3/4"	16	10	56	38.1	31.7	52.5	6.73
87391-12-12	3/4"	20	12	66.2	38.1	31.7	62	6.73
87391-12-16	3/4"	25	16	76.7	38.1	31.7	67.5	6.73
87391-16-12	1"	20	12	65.5	44.4	38	62	8
87391-16-16	1"	25	16	76.7	44.4	38	67.5	8
87391-16-20	1"	32	20	91.5	44.4	38	78.5	8
87391-20-16	1.1/4"	25	16	76.7	50.8	43	67.5	8
87391-20-20	1.1/4"	32	20	91.5	50.8	43	78.5	8
87391-20-24	1.1/4"	40	24	107	50.8	43	78.5	8
87391-24-20	1.1/2"	32	20	91.5	60.3	50	80.5	8
87391-24-24	1.1/2"	40	24	109.4	60.3	50	94	8
87391-32-24	2"	40	24	109.4	71.4	62	94	9.53
87391-32-32	2"	50	32	131.8	71.4	62	114.3	9.53
87391-40-32	2.1/2"	50	32	131.8	84.1	74.4	116.3	9.53

注：1. 表中代号用于编织软管。 2. 如需用于缠绕软管代号改为 87392-xx-xx。

Note: 1. For use with braided hoses. 2. If use with spiral hoses, hose fitting series number is 87392-xx-xx.

扣压式软管接头 SWAGED HOSE FITTING

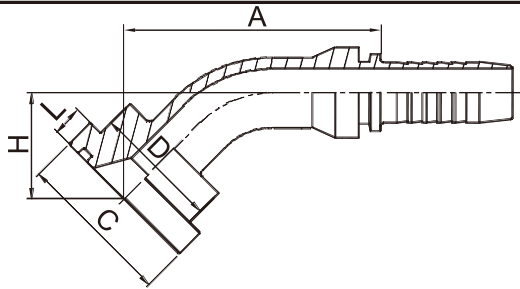


87611

SAE 法兰 6000 PSI
SAE FLANGE 6000 PSI
ISO 12151-3-SAE J516

代号 PART NO.	法兰型号 FLANGE SIZE	胶管 HOSE BORE		尺寸 DIMENSIONS				
		公称内径 DN	标号 DASH	A	C	D	L	
87611-08-08	1/2"	12	08	47	31.7	24	7.75	
87611-12-10	3/4"	16	10	50.5	41.3	32	8.76	
87611-12-12	3/4"	20	12	51	41.3	32	8.76	
87611-16-12	1"	20	12	56	47.6	38	9.53	
87611-16-16	1"	25	16	57	47.6	38	9.53	
87611-16-20	1"	32	20	61	47.6	38	9.53	
87611-20-16	1.1/4"	25	16	65	54	44	10.29	
87611-20-20	1.1/4"	32	20	66	54	44	10.29	
87611-24-20	1.1/2"	32	20	75	63.5	51	12.57	
87611-24-24	1.1/2"	40	24	75	63.5	51	12.57	
87611-32-24	2"	40	24	85	79.4	67	12.57	
87611-32-32	2"	50	32	85	79.4	67	12.57	

注：1.表中代号用于编织软管。 2.如需用于缠绕软管代号改为 87612-xx-xx。
Note: 1.For use with braided hoses. 2.If use with spiral hoses, hose fitting series number is 87612-xx-xx.



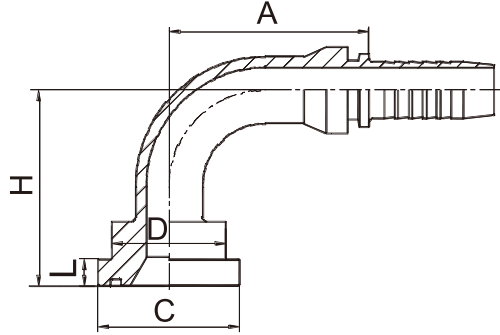
87641

45° SAE 法兰 6000 PSI
45° SAE FLANGE 6000 PSI
ISO 12151-3-SAE J516

代号 PART NO.	法兰型号 FLANGE SIZE	胶管 HOSE BORE		尺寸 DIMENSIONS				
		公称内径 DN	标号 DASH	A	C	D	H	L
87641-08-08	1/2"	12	08	58.9	31.7	24	24	7.75
87641-08-12	1/2"	20	12	77	31.7	24	29.6	7.75
87641-12-10	3/4"	16	10	72.5	41.3	32	28.2	8.76
87641-12-12	3/4"	20	12	79.2	41.3	32	31.8	8.76
87641-16-16	1"	25	16	88.9	47.6	38	34.7	9.53
87641-20-20	1.1/4"	32	20	102.3	54	44	41.5	10.29
87641-24-20	1.1/2"	32	20	105.8	63.5	51	45.1	12.57
87641-24-24	1.1/2"	40	24	119.8	63.5	51	49	12.57
87641-32-24	2"	40	24	125.4	79.4	67	54.7	12.57
87641-32-32	2"	50	32	144.8	79.4	67	61.9	12.57

注：1.表中代号用于编织软管。 2.如需用于缠绕软管代号改为 87642-xx-xx。
Note: 1.For use with braided hoses. 2.If use with spiral hoses, hose fitting series number is 87642-xx-xx.

扣压式软管接头 SWAGED HOSE FITTING

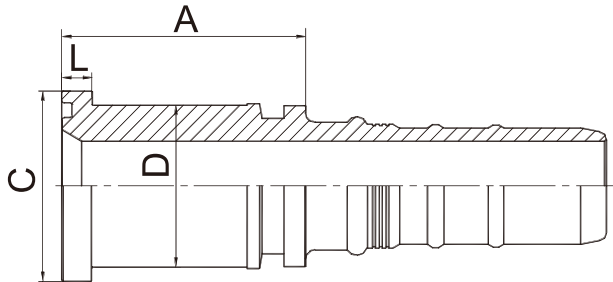


87691

90° SAE 法兰 6000 PSI
90° SAE FLANGE 6000 PSI
ISO 12151-3--SAE J516

代号 PART NO.	法兰型号 FLANGE SIZE	胶管 HOSE BORE		尺寸 DIMENSIONS				
		公称内径 DN	标号 DASH	A	C	D	H	L
87691-08-08	1/2"	12	08	41	31.7	24	48	7.75
87691-12-10	3/4"	16	10	56	41.3	32	56.5	8.76
87691-12-12	3/4"	20	12	65.5	41.3	32	66	8.76
87691-16-12	1"	20	12	65.5	47.6	38	69	9.53
87691-16-16	1"	25	16	76.7	47.6	38	74.5	9.53
87691-16-20	1"	32	20	91.5	47.6	38	85.5	9.53
87691-20-16	1.1/4"	25	16	76.7	54	44	78.5	10.29
87691-20-20	1.1/4"	32	20	91.5	54	44	89.5	10.29
87691-24-20	1.1/2"	32	20	91.5	63.5	51	94.5	12.57
87691-24-24	1.1/2"	40	24	109.4	63.5	51	108	12.57
87691-32-24	2"	40	24	109.4	79.4	67	116	12.57
87691-32-32	2"	50	32	131.8	79.4	67	136.3	12.57

注：1. 表中代号用于编织软管。 2. 如需用于缠绕软管代号改为 87692-xx-xx。
Note: 1.For use with braided hoses. 2.If use with spiral hoses, hose fitting series number is 87692-xx-xx.

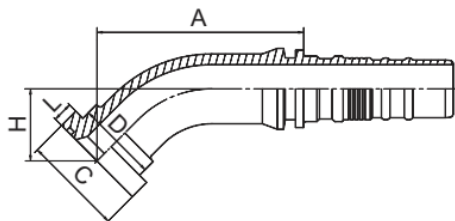


87613

SAE 法兰 6000 PSI
SAE FLANGE 6000 PSI

代号 PART NO.	法兰型号 FLANGE SIZE	胶管 HOSE BORE		尺寸 DIMENSIONS			
		公称内径 DN	标号 DASH	A	C	D	L
87613-12-12	3/4"	20	12	53	41.3	32	8.76
87613-16-12	1"	20	12	58	47.6	38	9.53
87613-16-16	1"	25	16	59.4	47.6	38	9.53
87613-20-16	1.1/4"	25	16	67.4	54	44	10.29
87613-20-20	1.1/4"	32	20	69.8	54	44	10.29
87613-20-24	1.1/4"	40	24	74.7	54	44	10.29
87613-24-20	1.1/2"	32	20	78.8	63.5	51	12.57
87613-24-24	1.1/2"	40	24	78.7	63.5	51	12.57
87613-32-24	2"	40	24	91.2	79.4	67	12.57
87613-32-32	2"	50	32	91	79.4	67	12.57

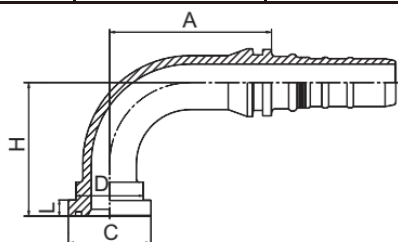
扣压式软管接头 SWAGED HOSE FITTING



87643

45° SAE 法兰 6000 PSI
45° SAE FLANGE 6000 PSI

代号 PART NO.	法兰型号 FLANGE SIZE	胶管 HOSE BORE		尺寸 DIMENSIONS				
		公称内径 DN	标号 DASH	A	C	D	H	L
87643-12-12	3/4"	20	12	88.7	41.3	32	31.8	8.76
87643-16-12	1"	20	12	90.8	47.6	38	33.2	9.53
87643-16-16	1"	25	16	101.1	47.6	38	34.7	9.53
87643-20-16	1.1/4"	25	16	103.9	54	44	37.5	10.29
87643-20-20	1.1/4"	32	20	116.6	54	44	41.5	10.29
87643-24-20	1.1/2"	32	20	120.1	63.5	51	45.1	12.57
87643-24-24	1.1/2"	40	24	134.6	63.5	51	49	12.57
87643-32-24	2"	40	24	140.2	79.4	67	54.7	12.57
87643-32-32	2"	50	32	163.3	79.4	67	61.9	12.57

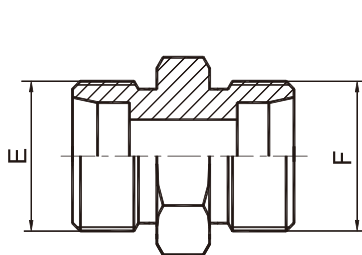
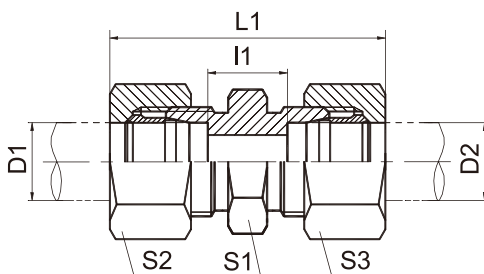


87693

90° SAE 法兰 6000 PSI
90° SAE FLANGE 6000 PSI

代号 PART NO.	法兰型号 FLANGE SIZE	胶管 HOSE BORE		尺寸 DIMENSIONS				
		公称内径 DN	标号 DASH	A	C	D	H	L
87693-12-12	3/4"	20	12	75	41.3	32	66	8.76
87693-16-12	1"	20	12	75	47.6	38	68	9.53
87693-16-16	1"	25	16	88.9	47.6	38	73.5	9.53
87693-20-16	1.1/4"	25	16	88.9	54	44	78.5	10.29
87693-20-20	1.1/4"	32	20	105.8	54	44	86.5	10.29
87693-24-20	1.1/2"	32	20	105.8	63.5	51	89.5	12.57
87693-24-24	1.1/2"	40	24	124.2	63.5	51	103	12.57
87693-32-24	2"	40	24	124.2	79.4	67	103	12.57
87693-32-32	2"	50	32	150.3	79.4	67	123.3	12.57

DIN 卡套式管接头 DIN BITE TYPE TUBE FITTINGS


1C
1D

1C-RN
1D-RN

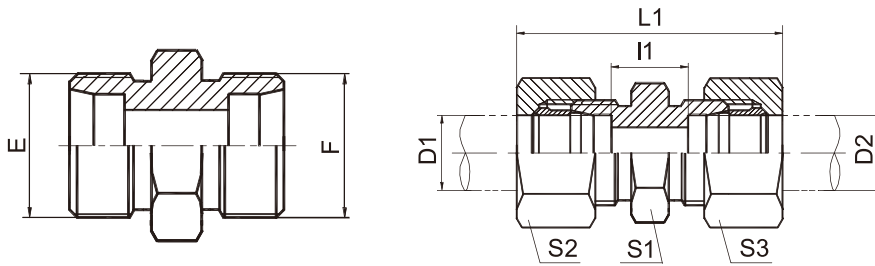
 直通接头
STRAIGHT FITTINGS

代号 PART NO.	螺纹 THREAD		管子外径 TUBE O.D.		尺寸 DIMENSIONS						压力等级 MPa
	E	F	D1	D2	I1	L1	S1	S2	S3		
1C-12	M12X1.5	M12X1.5	6	6	10	39	12	14	14		31.5 轻系列 L
1C-14	M14X1.5	M14X1.5	8	8	11	40	14	17	17		
1C-16	M16X1.5	M16X1.5	10	10	13	42	17	19	19		
1C-18	M18X1.5	M18X1.5	12	12	14	43	19	22	22		
1C-22	M22X1.5	M22X1.5	15	15	16	46	24	27	27		
1C-26	M26X1.5	M26X1.5	18	18	16	48	27	32	32		
1C-30	M30X2	M30X2	22	22	20	52	32	36	36		16 轻系列 L
1C-36	M36X2	M36X2	28	28	21	54	41	41	41		
1C-45	M45X2	M45X2	35	35	20	63	46	50	50		
1C-52	M52X2	M52X2	42	42	21	66	55	60	60		
1D-14	M14X1.5	M14X1.5	6	6	16	45	14	17	17		63 重系列 S
1D-16	M16X1.5	M16X1.5	8	8	18	47	17	19	19		
1D-18	M18X1.5	M18X1.5	10	10	17	49	19	22	22		
1D-20	M20X1.5	M20X1.5	12	12	19	51	22	24	24		
1D-22	M22X1.5	M22X1.5	14	14	22	57	24	27	27		
1D-24	M24X1.5	M24X1.5	16	16	21	57	27	30	30		40 重系列 S
1D-30	M30X2	M30X2	20	20	23	66	32	36	36		
1D-36	M36X2	M36X2	25	25	26	74	41	46	46		
1D-42	M42X2	M42X2	30	30	27	80	46	50	50		
1D-52	M52X2	M52X2	38	38	29	90	55	60	60		

注：如需带卡套及卡套螺母整套订货，则请在代号后加“RN”，如 1C-30RN。

Note: In case if you are interested to order the adapter in complete set with cutting ring and nut ,it is necessary to insert suffix "RN" after our part no. , for example 1C-30RN.

DIN 卡套式管接头 DIN BITE TYPE TUBE FITTINGS



直通变径接头
STRAIGHT REDUCERS

1C
1D

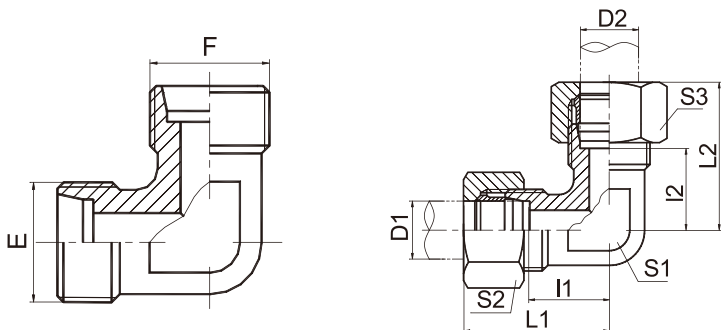
1C-RN
1D-RN

代号 PART NO.	螺纹 THREAD		管子外径 TUBE O.D.		尺寸 DIMENSIONS					压力等级 MPa
	E	F	D1	D2	L1	l	S1	S2	S3	
1C-12-14	M12X1.5	M14X1.5	6	8	40	11	14	15	17	31.5 轻系列 L
1C-12-16	M12X1.5	M16X1.5	6	10	41	12	17	15	19	
1C-12-18	M12X1.5	M18X1.5	6	12	42	13	19	15	22	
1C-14-16	M14X1.5	M16X1.5	8	10	41	13	17	17	19	
1C-14-18	M14X1.5	M18X1.5	8	12	42	13	19	17	22	
1C-16-18	M16X1.5	M18X1.5	10	12	43	14	19	19	22	
1C-16-22	M16X1.5	M22X1.5	10	15	44.5	15	24	19	27	
1C-16-26	M16X1.5	M26X1.5	10	18	46	15.5	27	19	32	
1C-18-22	M18X1.5	M22X1.5	12	15	44.5	15	24	22	27	
1C-18-26	M18X1.5	M26X1.5	12	18	46	15.5	27	22	32	
1C-18-30	M18X1.5	M30X2	12	22	48	17.5	32	22	36	
1C-22-26	M22X1.5	M26X1.5	15	18	47.5	16.5	27	27	32	
1C-22-30	M22X1.5	M30X2	15	22	49.5	18.5	32	27	36	
1C-26-30	M26X1.5	M30X2	18	22	50	18	32	32	36	
1C-26-36	M26X1.5	M36X2	18	28	51.5	19	41	32	41	
1C-30-36	M30X2	M36X2	22	28	53.5	21	41	36	41	
1C-30-45	M30X2	M45X2	22	35	58.5	21	46	36	50	
1C-36-45	M36X2	M45X2	28	35	59	21	46	41	50	
1D-14-16	M14X1.5	M16X1.5	6	8	47	18	17	17	19	
1D-14-18	M14X1.5	M18X1.5	6	10	48	17.5	19	17	22	
1D-14-20	M14X1.5	M20X1.5	6	12	50	19.5	22	17	24	
1D-16-18	M16X1.5	M18X1.5	8	10	48	17.5	19	19	22	
1D-16-20	M16X1.5	M20X1.5	8	12	50	19.5	22	19	24	
1D-18-20	M18X1.5	M20X1.5	10	12	51	19	22	22	24	
1D-18-22	M18X1.5	M22X1.5	10	14	54	20.5	24	22	27	
1D-18-30	M18X1.5	M30X2	10	20	59.5	22	32	22	36	
1D-20-22	M20X1.5	M22X1.5	12	14	54	20.5	24	24	27	
1D-20-24	M20X1.5	M24X1.5	12	16	54	20	27	24	30	
1D-20-30	M20X1.5	M30X2	12	20	59.5	22	32	24	36	
1D-22-24	M22X1.5	M24X1.5	14	16	57	21.5	27	27	30	
1D-24-30	M24X1.5	M30X2	16	20	62.5	23	32	30	36	
1D-24-36	M24X1.5	M36X2	16	25	67.5	25.5	41	30	46	
1D-30-36	M30X2	M36X2	20	25	71	25.5	41	36	46	
1D-30-42	M30X2	M42X2	20	30	74	26	46	36	50	
1D-36-42	M36X2	M42X2	25	30	77	26.5	46	46	50	
1D-42-52	M42X2	M52X2	30	38	86.5	28.5	55	50	60	31.5重系列S

注：如需带卡套及卡套螺母整套订货，则请在代号后加“RN”，如1C-12-14RN。

Note: In case if you are interested to order the adapter n complete set w th cutting r ng and nut ,it is necessary to insert suff x "RN" after our part no. , for example 1C-12-14RN.

DIN 卡套式管接头 DIN BITE TYPE TUBE FITTINGS


 90° 弯曲接头
90° ELBOW FITTINGS

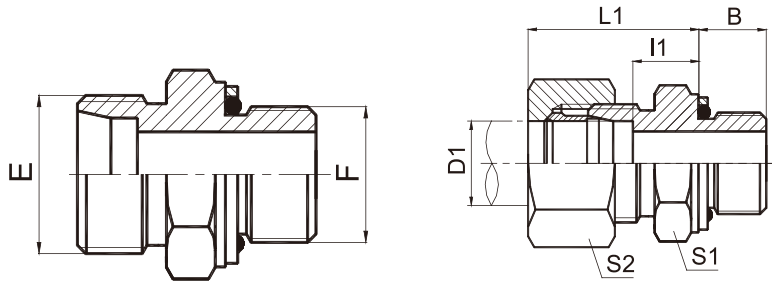
1C9
1D9
1C9-RN
1D9-RN

代号 PART NO.	螺纹 THREAD		管子外径 TUBE O.D.		尺寸 DIMENSIONS						压力等级 MPa
	E	F	D1	D2	l1,l2	L1,L2	S1	S2,S3			
1C9-12	M12X1.5	M12X1.5	6	6	12	27	12	14			31.5 轻系列 L
1C9-14	M14X1.5	M14X1.5	8	8	14	29	12	17			
1C9-16	M16X1.5	M16X1.5	10	10	15	30	14	19			
1C9-18	M18X1.5	M18X1.5	12	12	17	32	17	22			
1C9-22	M22X1.5	M22X1.5	15	15	21	36	19	27			
1C9-26	M26X1.5	M26X1.5	18	18	23.5	40	24	32			
1C9-30	M30X2	M30X2	22	22	27.5	44	27	36			16 轻系列 L
1C9-36	M36X2	M36X2	28	28	30.5	47	36	41			
1C9-45	M45X2	M45X2	35	35	34.5	56	41	50			
1C9-52	M52X2	M52X2	42	42	40	63	50	60			
1D9-14	M14X1.5	M14X1.5	6	6	16	31	12	17			63 重系列 S
1D9-16	M16X1.5	M16X1.5	8	8	17	32	14	19			
1D9-18	M18X1.5	M18X1.5	10	10	17.5	34	17	22			
1D9-20	M20X1.5	M20X1.5	12	12	21.5	38	17	24			
1D9-22	M22X1.5	M22X1.5	14	14	22	40	19	27			40 重系列 S
1D9-24	M24X1.5	M24X1.5	16	16	24.5	43	24	30			
1D9-30	M30X2	M30X2	20	20	26.5	48	27	36			
1D9-36	M36X2	M36X2	25	25	30	54	36	46			
1D9-42	M42X2	M42X2	30	30	35.5	62	41	50			31.5 重系列S
1D9-52	M52X2	M52X2	38	38	41	72	50	60			

注：如需带卡套及卡套螺母整套订货，则请在代号后加“RN”，如1C9-30RN。

Note: In case if you are interested to order the adapter in complete set with cutting ring and nut ,it is necessary to insert suffix "RN" after our part no., for example 1C9-30RN.

DIN 卡套式管接头 DIN BITE TYPE TUBE FITTINGS



**1CG
1DG**

**1CG-RN
1DG-RN**

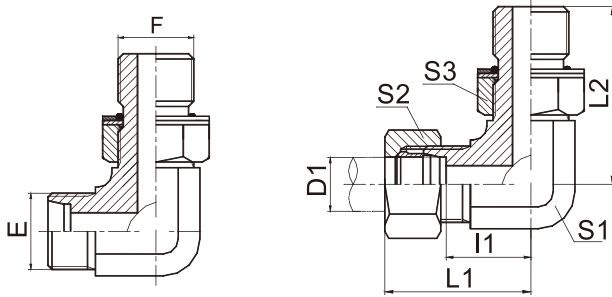
英管螺纹O型圈密封柱端
BSP THREAD STUD ENDS
WITH O-RING SEALING

代 号 PART NO.	螺 纹 THREAD		管子外径 TUBE O.D. D1	尺 寸 DIMENSIONS						压力等级 MPa
	E	F		B	I1	L1	S1	S2		
1CG-12-02	M12X1.5	G1/8"X28	6	9.5	8.5	23	14	14		31.5 轻系列 L
1CG-12-04	M12X1.5	G1/4"X19	6	10	10	25	19	14		
1CG-14-04	M14x1.5	G1/4"X19	8	10	10	25	19	17		
1CG-14-06	M14x1.5	G3/8"X19	8	11.5	11.5	26	22	17		
1CG-14-08	M14x1.5	G1/2"X14	8	14	13	27.5	27	34		
1CG-16-04	M16x1.5	G1/4"X19	10	10	11	26	19	19		
1CG-16-06	M16x1.5	G3/8"X19	10	11.5	12.5	27	22	19		
1CG-16-08	M16x1.5	G1/2"X14	10	14	14	29	27	19		
1CG-18-06	M18x1.5	G3/8"X19	12	11.5	12.5	27	22	22		
1CG-18-08	M18x1.5	G1/2"X14	12	14	13	28	27	22		
1CG-22-06	M22x1.5	G3/8"X19	15	11.5	13.5	29	24	27		
1CG-22-08	M22x1.5	G1/2"X14	15	14	14	29	27	27		
1CG-22-12	M22x1.5	G3/4"X14	15	15.5	20	30	32	32		
1CG-26-08	M26x1.5	G1/2"X14	18	14	14.5	31	27	32		
1CG-26-12	M26x1.5	G3/4"X14	18	15.5	14.5	32	32	32		
1CG-30-12	M30x2	G3/4"X14	22	15.5	16.5	33	32	36		
1CG-30-16	M30x2	G1"X11	22	18	17.5	35	41	36		
1CG-36-16	M36x2	G1"X11	28	18	17.5	34	41	41		
1CG-45-20	M45x2	G1.1/4"X11	35	20	17.5	39	50	50		
1CG-52-20	M52X2	G1.1/4"X11	42	20	19	42	55	60		
1CG-52-24	M52x2	G1.1/2"X11	42	21.5	19	42	55	60		
1CG-52-32	M52x2	G2"X11	42	24.5	25	44	70	60		
1DG-14-04	M14X1.5	G1/4"X19	6	10	13	28	19	17		
1DG-16-04	M16X1.5	G1/4"X19	8	10	15	31	19	19		
1DG-18-04	M18x1.5	G1/4"X19	10	10	14.5	31	19	22		
1DG-18-06	M18x1.5	G3/8"X19	10	11.5	15	31	22	22		
1DG-20-06	M20x1.5	G3/8"X19	12	11.5	17	32	22	24		
1DG-20-08	M20x1.5	G1/2"X14	12	14	17.5	34	27	24		
1DG-22-06	M22x1.5	G3/8"X19	14	11.5	19	37	24	27		
1DG-22-08	M22x1.5	G1/2"X14	14	14	19	37	27	27		
1DG-24-04	M24x1.5	G1/4"X19	16	11	18	37	27	30		
1DG-24-08	M24x1.5	G1/2"X14	16	14	18.5	37	27	30		
1DG-30-12	M30x2	G3/4"X14	20	15.5	20.5	42	32	36		
1DG-36-12	M36x2	G3/4"X14	25	15.5	23	47	41	46		
1DG-36-16	M36x2	G1"X11	25	18	17.5	47	41	46		
1DG-42-16	M42x2	G1"X11	30	18	23.5	48	46	50		
1DG-42-20	M42x2	G1.1/4"X11	30	20	23.5	50	50	50		
1DG-52-24	M52x2	G1.1/2"X11	38	21.5	26	57	55	60	31.5重系列S	

注：如需带卡套及卡套螺母整套订货，则请在代号后加“RN”，如1DG-20-08RN。

Note: In case if you are interested to order the adapter in complete set with cutting ring and nut ,it is necessary to insert suffix "RN" after our part no. , for example 1DG-20-08RN.

DIN 卡套式管接头 DIN BITE TYPE TUBE FITTINGS



90° 弯英管螺纹可调向O型圈密封柱端
 90° ELBOW BSP THREAD ADJUSTABLE
 STUD ENDS WITH O-RING SEALING

1CG9-OG
1DG9-OG

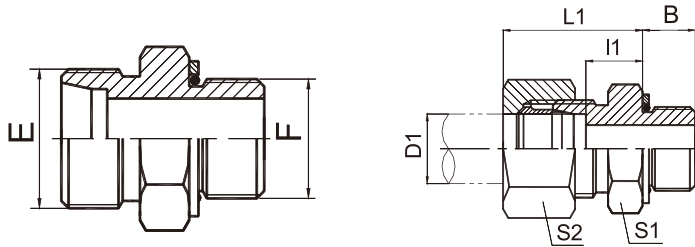
1CG9-OG/RN
1DG9-OG/RN

代号 PART NO.	螺纹 THREAD		管子外径 TUBE O.D. D1	尺寸 DIMENSIONS						压力等级 MPa
	E	F		I1	L1	L2	S1	S2	S3	
1CG9-12-02OG	M12X1.5	G1/8"X28	6	13	28	26.2	11	14	14	31.5 轻系列 L
1CG9-14-04OG	M14X1.5	G1/4"X19	8	15.5	30.5	31.3	14	17	19	
1CG9-16-04OG	M16X1.5	G1/4"X19	10	17.5	32.5	32.5	16	19	19	
1CG9-16-06OG	M16X1.5	G3/8"X19	10	17.5	32.5	35.8	16	19	22	
1CG9-18-06OG	M18X1.5	G3/8"X19	12	19	34	36.8	19	22	22	
1CG9-22-08OG	M22X1.5	G1/2"X14	15	22	37	43.2	22	27	27	
1CG9-26-08OG	M26X1.5	G1/2"X14	18	25.5	42	46	27	32	27	
1CG9-26-12OG	M26X1.5	G3/4"X14	18	25.5	42	49.3	27	32	32	
1CG9-30-12OG	M30X2	G3/4"X14	22	29.3	45.8	52	30	36	32	16 轻系列 L
1CG9-30-16OG	M30X2	G1"X11	22	31.5	48	53	33	36	41	
1CG9-36-16OG	M36X2	G1"X11	28	33	49.8	56	36	41	41	
1CG9-36-20OG	M36X2	G1.1/4"X11	28	36	52.8	59	41	41	50	
1CG9-45-20OG	M45X2	G1.1/4"X11	35	39.2	60.7	63	48	50	50	
1CG9-52-24OG	M52X2	G1.1/2"X11	42	44.8	67.8	68.5	55	60	55	63 重系列 S
1DG9-14-04OG	M14X1.5	G1/4"X19	6	17.5	32.5	31.3	14	17	19	
1DG9-16-04OG	M16X1.5	G1/4"X19	8	18.7	33.7	32.5	16	19	19	
1DG9-16-06OG	M16X1.5	G3/8"X19	8	18.7	33.7	35.8	16	19	22	
1DG9-18-06OG	M18X1.5	G3/8"X19	10	19.5	36	36.8	19	22	22	
1DG9-20-06OG	M20X1.5	G3/8"X19	12	19.5	36	36.8	19	24	22	
1DG9-22-08OG	M22X1.5	G1/2"X14	14	23	41	43.2	22	27	27	
1DG9-24-08OG	M24X1.5	G1/2"X14	16	24	42.5	43	24	30	27	40 重系列 S
1DG9-30-12OG	M30X2	G3/4"X14	20	28	49.5	52	30	36	32	
1DG9-36-16OG	M36X2	G1"X11	25	32.8	56.8	56	36	46	41	
1DG9-42-20OG	M42X2	G1.1/4"X11	30	36.2	62.7	58	41	50	50	31.5重系列S
1DG9-52-24OG	M52X2	G1.1/2"X11	38	45.8	76.8	68.5	55	60	55	

注：如需带卡套及卡套螺母整套订货，则请在代号后加“RN”，如1CG9-30-12OG/RN。

Note: In case if you are interested to order the adapter in complete set with cutting ring and nut ,it is necessary to insert suffix "RN" after our part no., for example 1CG9-30-12OG/RN.

DIN 卡套式管接头 DIN BITE TYPE TUBE FITTINGS



**1CH
1DH**

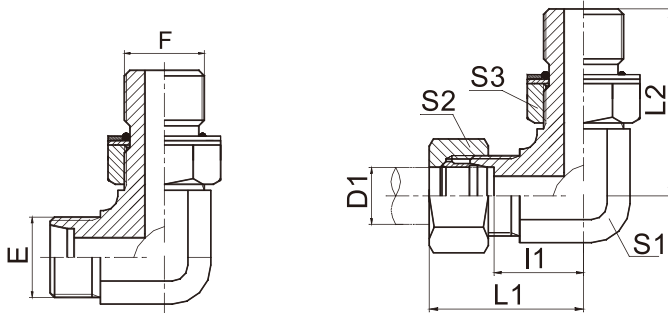
**1CH-RN
1DH-RN**

公制外螺纹柱端 ISO 6149
METRIC THREAD STUD ENDS
ISO 6149

代号 PART NO.	螺纹 THREAD		管子外径 D1 TUBE O.D.	O 形 圈 O RING	尺寸 DIMENSIONS					压力等级 MPa
	E	F			B	I1	L1	S1	S2	
1CH-12-10	M12X1.5	M10X1	6	O08.1X1.6	8.5	9.5	23	14	14	31.5 轻系列 L
1CH-14	M14X1.5	M14X1.5	8	O11.3X2.4	11	10	25	19	17	
1CH-14-12	M14X1.5	M12X1.5	8	O09.3X2.4	11	10	25	17	17	
1CH-16-14	M16X1.5	M14X1.5	10	O11.3X2.4	11	13	26	19	19	
1CH-18-14	M18X1.5	M14X1.5	12	O11.3X2.4	11	11	25.5	19	22	
1CH-14-18	M14X1.5	M18X1.5	8	O15.3X2.4	12.5	11.5	26.5	24	17	
1CH-16	M16X1.5	M16X1.5	10	O13.3X2.4	11.5	13	28	22	19	
1CH-16-18	M16X1.5	M18X1.5	10	O15.3X2.4	12.5	12.5	28	24	19	
1CH-18-16	M18X1.5	M16X1.5	12	O13.3X2.4	11.5	12	27	22	22	
1CH-22-16	M22X1.5	M16X1.5	15	O13.3X2.4	11.5	13.5	29.5	24	27	
1CH-22-18	M22X1.5	M18X1.5	15	O15.3X2.4	12.5	13.5	29	24	27	
1CH-16-22	M16X1.5	M22X1.5	10	O19.3X2.4	13	14	29.5	27	19	
1CH-22-20	M22X1.5	M20X1.5	15	O17.3X2.4	12	15	30.5	27	27	
1CH-22	M22X1.5	M22X1.5	15	O19.3X2.4	13	15	31	27	27	
1CH-26-22	M26X1.5	M22X1.5	18	O19.3X2.4	13	14.5	31	27	32	
1CH-26	M26X1.5	M26X1.5	18	O23.5X3.0	13.5	13.5	31	32	32	
1CH-26-27	M26X1.5	M27X2	18	O23.5X3.0	16	14.5	32	32	32	
1CH-26-33	M26X1.5	M33X2	18	O29.5X3.0	16	15.5	33	41	32	
1CH-30-22	M30X2	M22X1.5	22	O19.3X2.4	13	17.5	33	32	41	
1CH-30-27	M30X2	M27X2	22	O23.5X3.0	16	16.5	33	32	36	
1CH-30	M30X2	M30X2	22	O26.5X3.0	16	17.5	33	36	36	
1CH-36-27	M36X2	M27X2	28	O23.5X3.0	16	17.5	34	41	41	
1CH-36-33	M36X2	M33X2	28	O29.5X3.0	16	17.5	34	41	41	
1CH-36-42	M36X2	M42X2	28	O38.5X3.0	16	18.5	35	50	41	
1CH-45-33	M45X2	M33X2	35	O29.5X3.0	16	17.5	37	46	50	
1CH-45-42	M45X2	M42X2	35	O38.5X3.0	16	17.5	37	50	50	
1CH-52-48	M52X2	M48X2	42	O44.5X3.0	17.5	19	45	55	60	
1DH-14	M14X1.5	M14X1.5	6	O11.3X2.4	11	15	28	19	17	
1DH-14-12	M14X1.5	M12X1.5	6	O09.3X2.4	11	13	28	17	17	
1DH-16-14	M16X1.5	M14X1.5	8	O11.3X2.4	11	15	30	19	19	
1DH-18-16	M18X1.5	M16X1.5	10	O13.3X2.4	11.5	15	31	22	22	
1DH-20-14	M20X1.5	M14X1.5	12	O11.3X2.4	11	15	31	22	24	
1DH-20-16	M20X1.5	M16X1.5	12	O13.3X2.4	11.5	15	31	22	24	
1DH-20-18	M20X1.5	M18X1.5	12	O15.3X2.4	12.5	17	33	24	24	
1DH-20-22	M20X1.5	M22X1.5	12	O19.3X2.4	13	17.5	35	27	30	
1DH-24-22	M24X1.5	M22X1.5	16	O19.3X2.4	13	18.5	37	27	30	
1DH-30	M30X2	M30X2	20	O26.5X3.0	16	20.5	42	36	36	
1DH-30-27	M30X2	M27X2	20	O23.5X3.0	16	20.5	42	32	36	
1DH-30-33	M30X2	M33X2	20	O29.5X3.0	16	22.5	42	41	36	
1DH-36-27	M36X2	M27X2	25	O23.5X3.0	16	23	47	41	46	
1DH-36-33	M36X2	M33X2	25	O29.5X3.0	16	23	47	41	46	
1DH-42	M42X2	M42X2	30	O38.5X3.0	16	23.5	50	50	50	
1DH-42-48	M42X2	M48X2	30	O44.5X3.0	17.5	26.5	52	55	50	

注：如需带卡套及卡套螺母整套订货，则请在代号后加“RN”，如1DH-20-18RN。

DIN 卡套式管接头 DIN BITE TYPE TUBE FITTINGS



90° 弯公制外螺纹可调向柱端 ISO 6149
 90° ELBOW METRIC THREAD
 ADJUSTABLE
 STUD ENDS ISO 6149

1CH9-OG
1DH9-OG

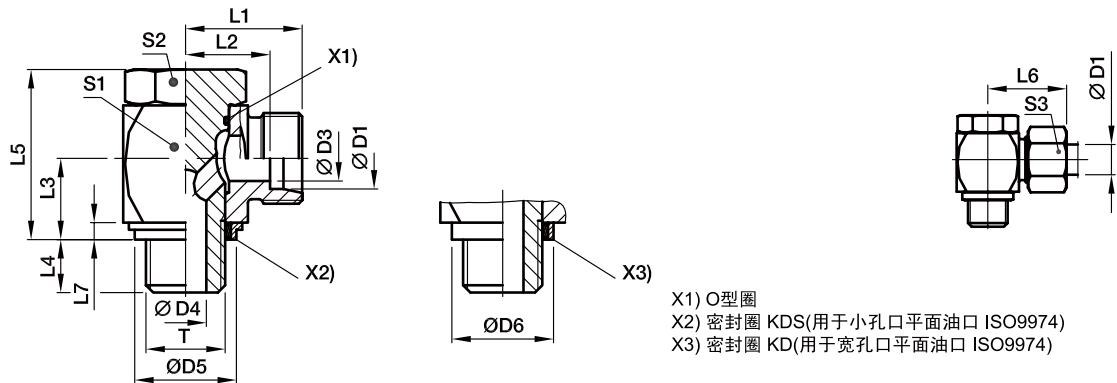
1CH9-OG/RN
1DH9-OG/RN

代号 PART NO.	螺纹 THREAD		管子外径D1 TUBE O.D.	O 形 圈 O RING	尺寸 DIMENSIONS						压力等级 MPa
	E	F			I1	L1	L2	S1	S2	S3	
1CH9-12-10OG	M12X1.5	M10X1	6	O08.1X1.6	13	28	26.5	11	14	14	31.5 轻系列 L
1CH9-14-12OG	M14X1.5	M12X1.5	8	O09.3X2.4	15.5	30.5	32	14	17	17	
1CH9-16-14OG	M16X1.5	M14X1.5	10	O11.3X2.4	17.5	32.5	34	16	19	19	
1CH9-18-16OG	M18X1.5	M16X1.5	12	O13.3X2.4	19	34	36	19	22	22	
1CH9-22-18OG	M22X1.5	M18X1.5	15	O15.3X2.4	22	37	39.5	22	27	24	
1CH9-26-22OG	M26X1.5	M22X1.5	18	O19.3X2.4	25.5	42	43.5	27	32	27	
1CH9-30-27OG	M30X2	M27X2	22	O23.5X3.0	29.3	45.8	50	30	36	32	16 轻系列L
1CH9-36-33OG	M36X2	M33X2	28	O29.5X3.0	33.3	49.8	54	36	41	41	
1DH9-14-12OG	M14X1.5	M12X1.5	6	O09.3X2.4	17.5	32.5	32	14	17	17	63 重系列 S
1DH9-16-14OG	M16X1.5	M14X1.5	8	O11.3X2.4	18.7	33.7	34	16	19	19	
1DH9-18-16OG	M18X1.5	M16X1.5	10	O13.3X2.4	19.5	36	36	19	22	22	
1DH9-20-18OG	M20X1.5	M18X1.5	12	O15.3X2.4	19.5	36	37	19	24	24	
1DH9-22-20OG	M22X1.5	M20X1.5	14	O17.3X2.4	23	41	40	22	27	27	
1DH9-24-22OG	M24X1.5	M22X1.5	16	O19.3X2.4	24	42	37.5	24	30	27	
1DH9-30-27OG	M30X2	M27X2	20	O23.5X3.0	28.3	49.8	50	30	36	32	40 重系列 S
1DH9-36-33OG	M36X2	M33X2	25	O29.5X3.0	32.8	56.8	54	36	46	41	
1DH9-42OG	M42X2	M42X2	30	O38.5X3.0	36.2	62.7	57.2	41	50	50	

注：如需带卡套及卡套螺母整套订货，则请在代号后加“RN”，如1DH9-20-18OG/RN。

Note: In case if you are interested to order the adapter in complete set with cutting ring and nut ,it is necessary to insert suffix "RN" after our part no., for example 1DH9-20-18OG/RN.

DIN 卡套式管接头 DIN BITE TYPE TUBE FITTINGS



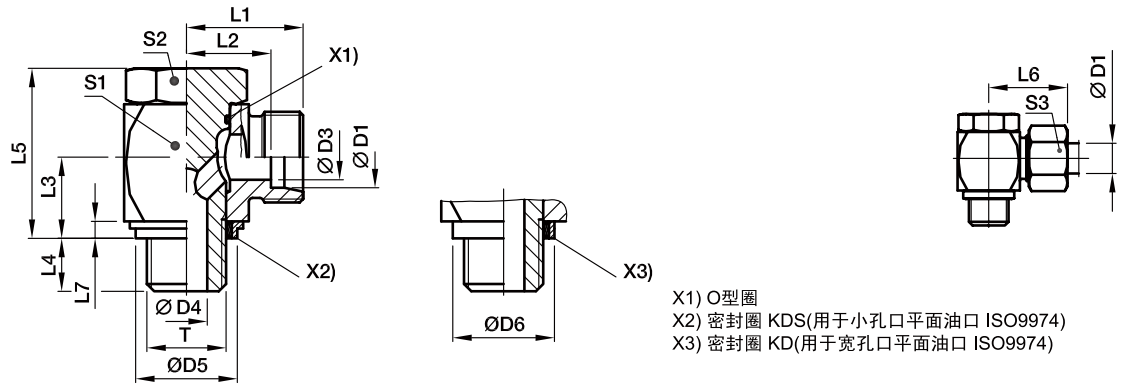
1CI 1DI-M-KDS 高压绞接式接头—公制螺纹弹性密封

系列	D1	T	D3	D4	D5 KDS	D6 KD	L1	L2	L3	L4	L5	L6	L7	S1	S2	S3	重量 克/件	订货号*	工作压力 (bar)	
																			CF	71
L	06	M10×1	4	4.5	14.9	17.0	19.0	12.0	10.5	8	24.0	27	2.5	17	17	14	54	1CI-12-10	315	315
	08	M12×1.5	6	6.0	17.0	22.0	21.5	14.5	14.0	12	30.0	29	3.0	22	19	17	97	1CI-14-12	315	315
	10	M14×1.5	8	6.0	18.9	22.5	22.5	15.5	14.0	12	30.0	30	3.0	22	19	19	104	1CI-16-14	315	315
	12	M16×1.5	10	7.5	21.9	27.0	25.0	18.0	16.5	12	36.0	33	3.0	27	24	22	180	1CI-18-16	315	315
	15	M18×1.5	11	9.0	23.9	29.0	27.5	21.5	18.5	12	39.5	37	3.0	30	30	27	244	1CI-22-18	315	315
	18	M22×1.5	15	12.0	26.9	32.0	28.5	21.0	21.5	14	45.0	37	4.5	32	30	32	327	1CI-26-22	315	315
	22	M26×1.5	19	17.0	31.9	41.0	35.0	27.5	24.0	16	53.0	44	3.5	41	36	36	573	1CI-30-26	160	160
	28	M33×2	24	21.0	39.9	46.0	39.5	32.0	30.5	18	66.0	49	3.5	50	46	41	1017	1CI-36-33	160	160
	35	M42×2	30	27.0	49.9	57.0	46.5	36.0	35.5	20	76.0	58	3.5	60	55	50	1512	1CI-45-42	160	160
	42	M48×2	36	34.0	55.9	64.0	51.5	40.5	40.5	22	87.0	63	3.5	70	60	60	2217	1CI-52-48	160	160
S	06	M12×1.5	4	6.0	17.0	22.0	23.5	16.5	14.0	12	30.0	31	3.0	22	19	17	104	1DI-14-12	400	400
	08	M14×1.5	5	6.0	18.9	22.5	23.5	16.5	14.0	12	30.0	31	3.0	22	19	19	110	1DI-16-14	400	400
	10	M16×1.5	7	7.5	21.9	27.0	26.0	18.5	16.5	12	36.0	35	3.0	27	24	22	186	1DI-18-16	400	400
	12	M18×1.5	8	9.0	23.9	29.0	27.5	20.0	18.5	12	39.5	36	3.0	27	27	24	246	1DI-20-18	400	400
	14	M20×1.5	10	10.0	25	32.0	30.5	22.5	20.0	14	43.5	40	3.0	32	30	27	322	1DI-22-20	400	400
	16	M22×1.5	12	12.0	26.9	32.0	30.5	22.0	21.5	14	45.0	40	4.5	32	30	30	327	1DI-24-22	315	315
	20	M27×2	16	16.0	32.9	41.0	37.0	26.5	24.0	16	53.0	48	3.5	41	36	36	598	1DI-30-27	315	315
	25	M33×2	20	21.0	39.9	46.0	43.5	31.5	30.5	18	66.0	56	3.5	50	46	46	1055	1DI-36-33	250	250
	30	M42×2	25	27.0	49.9	57.0	50.5	37.0	35.5	20	76.0	64	3.5	60	55	50	1572	1DI-42-42	160	160
	38	M48×2	32	34.0	55.9	64.0	57.5	41.5	40.5	22	87.0	72	3.5	70	60	60	2317	1DI-52-48	160	160

注:如需带卡套及卡套螺母整套订货, 则请在代号后加“RN”, 如 1DI-14-12/RN。

Note: In case if you are interested to order the adapter in complete set with cutting ring and nut, it is necessary to insert suffix "RN" after our part no., for example 1DI 14-12/RN.

DIN 卡套式管接头 DIN BITE TYPE TUBE FITTINGS



X1) O型圈
X2) 密封圈 KDS(用于小孔口平面油口 ISO9974)
X3) 密封圈 KD(用于宽孔口平面油口 ISO9974)

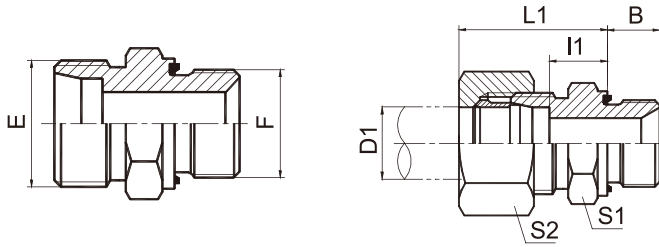
1CI 1DI-B-KDS 高压绞接式接头－英制螺纹弹性密封

系列	D1	T	D3	D4	D5	D6	L1	L2	L3	L4	L5	L6	L7	S1	S2	S3	重量 克/件	订货号*	工作压力 (bar)		
																			CF	71	
L	06	G 1/8A	4	4.5	14.9	17	19.0	12.0	10.5	8	24	27	2.5	17	17	14	53	1CI-12-B02	315	315	
	08	G 1/4A	6	6.0	18.9	22	21.5	14.5	14.0	12	30	29	3.0	22	19	17	101	1CI-14-B04	315	315	
	10	G 1/4A	8	6.0	18.9	22	22.5	15.5	14.0	12	30	30	3.0	22	19	19	102	1CI-16-B04	315	315	
	12	G 3/8A	10	7.5	21.9	27	25.0	18.0	16.5	12	36	33	3.0	27	24	22	181	1CI-18-B06	315	315	
	15	G 1/2A	12	11.0	26.9	32	28.5	21.5	21.5	14	45	37	4.5	32	30	27	312	1CI-22-B08	315	315	
	18	G 1/2A	15	11.0	26.9	32	28.5	21.0	21.5	14	45	37	4.5	32	30	32	319	1CI-26-B08	315	315	
	22	G 3/4A	19	17.0	32.9	41	35.0	27.5	24.0	16	53	44	3.5	41	36	36	578	1CI-30-B12	160	160	
	28	G 1A	24	21.0	39.9	46	39.5	32.0	30.5	18	66	49	3.5	50	46	41	1035	1CI-36-B16	160	160	
	35	G 1 1/4A	30	27.0	49.9	57	46.5	36.0	35.5	20	76	58	3.5	60	55	50	1499	1CI-45-B20	160	160	
	42	G 1 1/2A	36	34.0	55.9	64	51.5	40.5	40.5	22	87	63	3.5	70	60	60	2196	1CI-52-B24	160	160	
	S	06	G 1/4A	4	6.0	18.9	22	23.5	16.5	14.0	12	30	31	3.0	22	19	17	107	1DI-14-B04	400	400
		08	G 1/4A	5	6.0	18.9	22	23.5	16.5	14.0	12	30	31	3.0	22	19	19	107	1DI-16-B04	400	400
10		G 3/8A	7	7.5	21.9	27	26.0	18.5	16.5	12	36	35	3.0	27	24	22	188	1DI-18-B06	400	400	
12		G 3/8A	8	7.5	21.9	27	26.0	18.5	16.5	12	36	35	3.0	27	24	24	190	1DI-20-B06	400	400	
14		G 1/2A	10	11.0	26.9	32	30.5	22.5	21.5	15	45	40	4.5	32	30	27	320	1DI-22-B08	400	400	
16		G 1/2A	12	11.0	26.9	32	30.5	22.0	21.5	14	45	40	4.5	32	30	30	324	1DI-24-B08	315	315	
20		G 3/4A	16	17.0	32.9	41	37.0	26.5	24.0	16	53	48	3.5	41	36	36	588	1DI-30-B12	315	315	
25		G 1A	20	21.0	39.9	46	43.5	31.5	30.5	18	66	56	3.5	50	46	46	1073	1DI-36-B16	250	250	
30		G 1 1/4A	25	27.0	49.9	57	50.5	37.0	35.5	20	76	64	3.5	60	55	50	1559	1DI-42-B20	160	160	
38		G 1 1/2A	32	34.0	55.9	64	57.5	41.5	40.5	22	87	72	3.5	70	60	60	2296	1DI-52-B24	160	160	

注:如需带卡套及卡套螺母整套订货, 则请在代号后加“RN”, 如 1CI-12-B02/RN。

Note:In case if you are interested to order the adapter in complete set with cutting ring and nut ,it is necessary to insert suffix "RN" after our part no., for example 1CI-12-B02/RN.

DIN 卡套式管接头 DIN BITE TYPE TUBE FITTINGS



英管螺纹胶垫密封柱端
BSP THREAD WITH CAPTIVE SEAL

1CB-WD
1DB-WD

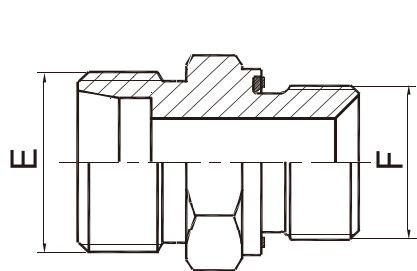
1CB-WD/RN
1DB-WD/RN

代号 PART NO.	螺纹 THREAD		管子外径 TUBE O.D.		尺寸 DIMENSIONS					压力等级 MPa
	E	F	D1		B	I1	L1	S1	S2	
1CB-12-02WD	M12X1.5	G1/8"X28	6		8	8.5	23.5	14	14	31.5 轻系列 L
1CB-12-04WD	M12X1.5	G1/4"X19	6		12	10	25	19	14	
1CB-12-06WD	M12X1.5	G3/8"X19	6		12	11.5	26.5	22	14	
1CB-14-02WD	M14X1.5	G1/8"X28	8		8	9	24	14	17	
1CB-14-04WD	M14X1.5	G1/4"X19	8		12	10	24	19	17	
1CB-14-06WD	M14X1.5	G3/8"X19	8		12	11	26	22	17	
1CB-16-04WD	M16X1.5	G1/4"X19	10		12	11	24.5	19	19	
1CB-16-06WD	M16X1.5	G3/8"X19	10		12	12.5	26	22	19	
1CB-16-08WD	M16X1.5	G1/2"X14	10		14	13	28	27	19	
1CB-18-04WD	M18X1.5	G1/4"X19	12		12	12	27	19	22	
1CB-18-06WD	M18X1.5	G3/8"X19	12		12	12.5	26	22	22	
1CB-18-08WD	M18X1.5	G1/2"X14	12		14	14	28	27	22	
1CB-22-04WD	M22X1.5	G1/4"X19	15		12	13	28	24	27	
1CB-22-06WD	M22X1.5	G3/8"X19	15		12	13.5	28	24	27	
1CB-22-08WD	M22X1.5	G1/2"X14	15		14	14	29	27	27	
1CB-22-12WD	M22X1.5	G3/4"X14	15		16	15	29	32	27	
1CB-26-08WD	M26X1.5	G1/2"X14	18		14	14.5	31	27	32	
1CB-26-12WD	M26X1.5	G3/4"X14	18		16	14.5	31	32	32	
1CB-30-12WD	M30X2	G3/4"X14	22		16	16.5	33	32	36	
1CB-36-16WD	M36X2	G1"X11	28		18	17.5	34	41	41	
1CB-45-20WD	M45X2	G1.1/4"X11	35		20	17.5	39	50	50	
1CB-52-24WD	M52X2	G1.1/2"X11	42		22	19	42	55	60	
1DB-14-04WD	M14X1.5	G1/4"X19	6		12	15	30	19	17	
1DB-16-04WD	M16X1.5	G1/4"X19	8		12	15	30	19	19	
1DB-16-06WD	M16X1.5	G3/8"X19	8		12	15.5	30	22	19	
1DB-18-04WD	M18X1.5	G1/4"X19	10		12	14.5	31	19	22	
1DB-18-06WD	M18X1.5	G3/8"X19	10		12	14.5	31	22	22	
1DB-18-08WD	M18X1.5	G1/2"X14	10		14	17.5	34	27	22	
1DB-20-04WD	M20X1.5	G1/4"X19	12		12	16.5	33	22	24	
1DB-20-06WD	M20X1.5	G3/8"X19	12		12	15	33	22	24	
1DB-20-08WD	M20X1.5	G1/2"X14	12		14	17.5	34	27	24	
1DB-22-08WD	M22X1.5	G1/2"X14	14		14	19	37	27	27	
1DB-24-06WD	M24X1.5	G3/8"X19	16		12	18	36.5	27	30	
1DB-24-08WD	M24X1.5	G1/2"X14	16		14	18.5	37	27	30	
1DB-24-12WD	M24X1.5	G3/4"X14	16		16	20.5	39	32	30	
1DB-30-12WD	M30X2	G3/4"X14	20		16	20.5	42	32	36	
1DB-36-08WD	M36X2	G1/2"X14	25		14	23	47	41	46	
1DB-36-12WD	M36X2	G3/4"X14	25		16	23	47	41	46	
1DB-36-16WD	M36X2	G1"X11	25		18	23	47	41	46	
1DB-42-20WD	M42X2	G1.1/4"X11	30		20	23.5	50	50	50	
1DB-52-24WD	M52X2	G1.1/2"X11	38		22	26	57	55	60	

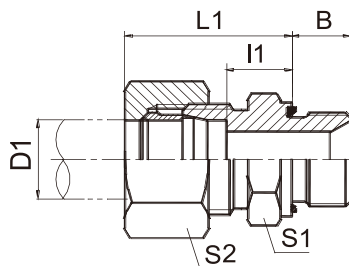
注：如需带卡套及卡套螺母整套订货，则请在代号后加“RN”，如 1DB-20-08WD/RN。

Note: In case if you are interested to order the adapter in complete set with cutting ring and nut ,it is necessary to insert suffix "RN" after our part no., for example 1DB-20-08WD/RN.

DIN 卡套式管接头 DIN BITE TYPE TUBE FITTINGS



1CM-WD
1DM-WD



1CM-WD/RN
1DM-WD/RN

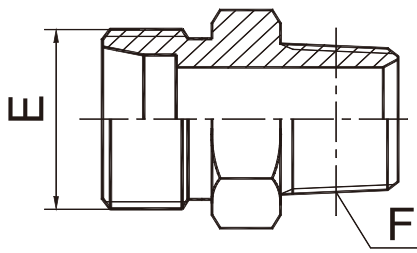
公制螺纹胶垫密封柱端
METRIC THREAD WITH
CAPTIVE SEAL

代号 PART NO.	螺纹 THREAD		管子外径 TUBE O.D.		尺寸 DIMENSIONS						压力等级 MPa
	E	F	D1		B	l1	L1	S1	S2		
1CM-12-10WD	M12X1.5	M10X1	6		8	8.5	23	14	14		31.5 轻系列 L
1CM-14-12WD	M14X1.5	M12X1.5	8		12	10	25	17	17		
1CM-16-12WD	M16X1.5	M12X1.5	10		12	11	25	17	19		
1CM-16-14WD	M16X1.5	M14X1.5	10		12	11	26	19	19		
1CM-16-18WD	M16X1.5	M18X1.5	10		12	12.5	27	24	19		
1CM-18-16WD	M18X1.5	M16X1.5	12		12	12.5	27	22	22		
1CM-18WD	M18X1.5	M18X1.5	12		12	12.5	27	24	22		
1CM-18-22WD	M18X1.5	M22X1.5	12		14	14	29	27	22		
1CM-22-18WD	M22X1.5	M18X1.5	15		12	13.5	29	24	27		
1CM-22WD	M22X1.5	M22X1.5	15		14	15	30	27	27		
1CM-26-22WD	M26X1.5	M22X1.5	18		14	14.5	31	27	32		
1CM-30-26WD	M30X2	M26X1.5	22		16	16.5	33	32	36		16 轻系列 L
1CM-30-27WD	M30X2	M27X2	22		16	16.5	33	32	36		
1CM-36-33WD	M36X2	M33X2	28		18	17.5	34	41	41		
1CM-45-42WD	M45X2	M42X2	35		20	17.5	39	50	50		
1CM-52-48WD	M52X2	M48X2	42		22	19	42	55	60		
1DM-14-12WD	M14X1.5	M12X1.5	6		12	13	28	17	17		63 重系列 S
1DM-16-14WD	M16X1.5	M14X1.5	8		12	15	30	19	19		
1DM-18-16WD	M18X1.5	M16X1.5	10		12	15	31	22	22		
1DM-20-18WD	M20X1.5	M18X1.5	12		12	17	33	24	24		
1DM-22-20WD	M22X1.5	M20X1.5	14		14	19	37	27	27		40 重系列 S
1DM-24-22WD	M24X1.5	M22X1.5	16		14	18.5	37	27	30		
1DM-30-27WD	M30X2	M27X2	20		16	20.5	42	32	36		
1DM-36-33WD	M36X2	M33X2	25		18	23	47	41	46		
1DM-42WD	M42X2	M42X2	30		20	23.5	50	50	50		
1DM-52-48WD	M52X2	M48X2	38		22	26	57	55	60		31.5重系列S

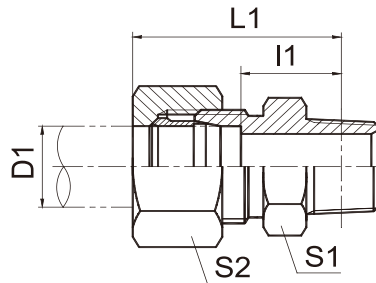
注：如需带卡套及卡套螺母整套订货，则请在代号后加“RN”，如1DM-20-18WD/RN。

Note: In case if you are interested to order the adapter in complete set with cutting ring and nut, it is necessary to insert suffix "RN" after our part no., for example 1DM-20-18WD/RN.

DIN 卡套式管接头 DIN BITE TYPE TUBE FITTINGS



1CN
1DN



1CN-RN
1DN-RN

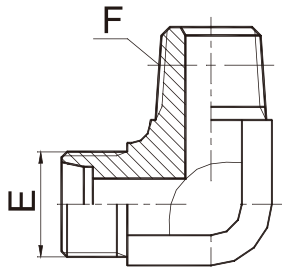
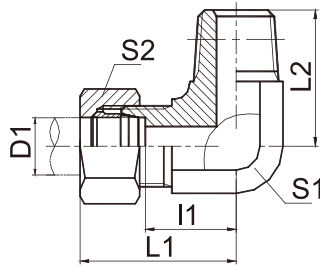
布锥管外螺纹
NPT MALE

代号 PART NO.	螺纹 THREAD		管子外径 TUBE O.D. D1	尺寸 DIMENSIONS				压力等级 MPa
	E	F		l1	L1	S1	S2	
1CN-08-02	M8X1	Z1/8"X27	4	14.4	24.4	11	10	10 特轻系列 LL
1CN-10-02LL	M10X1	Z1/8"X27	6	12.9	24.4	11	12	
1CN-12-02LL	M12X1	Z1/8"X27	8	13.9	25.4	12	14	
1CN-12-02	M12X1.5	Z1/8"X27	6	13.4	28.4	12	14	25 轻系列 L
1CN-12-04	M12X1.5	Z1/4"X18	6	17.2	32.2	17	14	
1CN-14-04	M14X1.5	Z1/4"X18	8	17.2	32.2	14	17	
1CN-16-04	M16X1.5	Z1/4"X18	10	18.2	33.2	17	19	
1CN-16-06	M16X1.5	Z3/8"X18	10	19.9	53.0	19	19	
1CN-18-04	M18X1.5	Z1/4"X18	12	19.2	34.2	19	22	
1CN-18-06	M18X1.5	Z3/8"X18	12	19.9	34.9	19	22	
1CN-18-08	M18X1.5	Z1/2"X14	12	21.4	36.4	22	22	
1CN-22-08	M22X1.5	Z1/2"X14	15	22.4	37.4	24	27	16 轻系列 L
1CN-22-20	M22X1.5	Z1.1/4"X11.5	15	29.8	37.4	46	27	
1CN-26-08	M26X1.5	Z1/2"X14	18	22.9	39.4	27	32	
1CN-26-12	M26X1.5	Z3/4"X14	18	22.4	38.9	30	32	
1CN-30-08	M30X2	Z1/2"X14	22	24.4	40.5	32	36	
1CN-30-12	M30X2	Z3/4"X14	22	24.4	40.9	32	36	
1CN-36-16	M36X2	Z1"X11.5	28	29.8	46.3	41	41	
1CN-36-20	M36X2	Z1.1/4"X11.5	28	31.3	46.3	46	41	
1CN-45-20	M45X2	Z1.1/4"X11.5	35	30.3	51.8	46	50	40 重系列 S
1CN-52-20	M52X2	Z1.1/4"X11.5	42	31.8	55.8	55	60	
1CN-52-24	M52X2	Z1.1/2"X11.5	42	32.8	55.8	55	60	
1DN-14-04	M14X1.5	Z1/4"X18	6	22.2	37.2	17	17	
1DN-16-04	M16X1.5	Z1/4"X18	8	22.2	37.2	17	19	
1DN-18-04	M18X1.5	Z1/4"X18	10	21.7	38.2	19	22	
1DN-18-06	M18X1.5	Z3/8"X18	10	22.4	38.9	19	22	
1DN-20-04	M20X1.5	Z1/4"X18	12	23.7	40.2	22	24	
1DN-20-06	M20X1.5	Z3/8"X18	12	24.4	40.9	22	24	
1DN-20-08	M20X1.5	Z1/2"X14	12	25.9	42.4	22	24	25 重系列 S
1DN-22-08	M22X1.5	Z1/2"X14	14	27.4	45.4	24	27	
1DN-24-08	M24X1.5	Z1/2"X14	16	26.9	45.4	27	30	
1DN-30-12	M30X2	Z3/4"X14	20	28.4	49.9	32	36	
1DN-36-12	M36X2	Z3/4"X14	25	30.9	34.0	41	46	
1DN-36-16	M36X2	Z1"X11.5	25	35.3	59.3	41	46	
1DN-42-16	M42X2	Z1"X11.5	25	35.8	59.3	46	46	
1DN-42-20	M42X2	Z1.1/4"X11.5	30	36.3	62.8	46	50	
1DN-52-24	M52X2	Z1.1/2"X11.5	38	39.8	70.8	55	60	

注：如需带卡套及卡套螺母整套订货，则请在代号后加“RN”，如1DN-30-12RN。

Note: In case if you are interested to order the adapter in complete set with cutting ring and nut, it is necessary to insert suffix "RN" after our part no., for example 10N-30-12RN.

DIN 卡套式管接头 DIN BITE TYPE TUBE FITTINGS


1CN9
1DN9

1CN9-RN
1DN9-RN

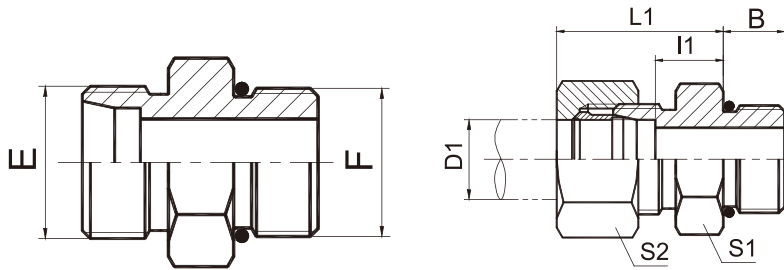
 90° 弯布锥管外螺纹
90° ELBOW NPT MALE

代号 PART NO.	螺纹 THREAD		管子外径 TUBE O.D.		尺寸 DIMENSIONS					压力等级 MPa
	E	F	D1		I1	L1	L2	S1	S2	
1CN9-12-02	M12X1.5	Z1/8"X27	6		13	28	21	11	14	25 轻系列 L
1CN9-12-04	M12X1.5	Z1/4"X18	6		15.5	30.5	25.5	14	14	
1CN9-14-04	M14X1.5	Z1/4"X18	8		15.5	30.5	25.5	14	17	
1CN9-16-06	M16X1.5	Z3/8"X18	10		17.5	32.5	29.5	16	19	
1CN9-18-04	M18X1.5	Z1/4"X18	12		19	34	28	19	22	
1CN9-18-06	M18X1.5	Z3/8"X18	12		19	34	31	19	22	
1CN9-18-08	M18X1.5	Z1/2"X14	12		21	36	36.7	22	22	
1CN9-22-06	M22X1.5	Z3/8"X18	15		22	37	32.5	22	27	
1CN9-22-08	M22X1.5	Z1/2"X14	15		22	37	36.7	22	27	
1CN9-26-08	M26X1.5	Z1/2"X14	18		25.5	42	40	27	32	16 轻系列 L
1CN9-26-12	M26X1.5	Z3/4"X14	18		25.5	42	44	27	32	
1CN9-30-12	M30X2	Z3/4"X14	22		29.3	45.8	45	30	36	
1CN9-30-16	M30X2	Z1"X11.5	22		32	47	50	33	36	
1CN9-36-16	M36X2	Z1"X11.5	28		33.3	49.8	51.5	36	41	
1CN9-45-20	M45X2	Z1.1/4"X11.5	35		39.2	60.7	63	48	50	
1CN9-52-24	M52X2	Z1.1/2"X11.5	42		44.8	67.8	65	55	60	
1DN9-14-04	M14X1.5	Z1/4"X18	6		17.5	32.5	25.5	14	17	40 重系列 S
1DN9-16-04	M16X1.5	Z1/4"X18	8		18.5	33.7	26.5	16	19	
1DN9-18-06	M18X1.5	Z3/8"X18	10		19.5	36	31	19	22	
1DN9-20-04	M20X1.5	Z1/4"X18	12		19.5	36	28	19	24	
1DN9-20-06	M20X1.5	Z3/8"X18	12		19.5	36	31	19	24	
1DN9-22-06	M22X1.5	Z3/8"X18	14		23	41	32.5	22	27	
1DN9-22-08	M22X1.5	Z1/2"X14	14		23	41	36.7	22	27	
1DN9-24-06	M24X1.5	Z3/8"X18	16		24	42.5	33.5	24	30	
1DN9-24-08	M24X1.5	Z1/2"X14	16		24	42.5	37.5	24	30	
1DN9-30-08	M30X2	Z1/2"X14	20		28	49.8	41	30	36	25 重系列 S
1DN9-30-12	M30X2	Z3/4"X14	20		28	49.8	45	30	36	
1DN9-36-12	M36X2	Z3/4"X14	25		32.8	56.8	49	36	46	
1DN9-36-16	M36X2	Z1"X11.5	25		32.8	56.8	51.5	36	46	
1DN9-42-16	M42X2	Z1"X11.5	30		36.2	62.7	54.5	41	50	
1DN9-42-20	M42X2	Z1.1/4"X11.5	30		36.2	62.7	54.5	41	50	
1DN9-52-20	M52X2	Z1.1/4"X11.5	38		45.8	76.8	65	55	60	
1DN9-52-24	M52X2	Z1.1/2"X11.5	38		45.8	76.8	65	55	60	

注：如需带卡套及卡套螺母整套订货，则请在代号后加“RN”，如1CN9-30-12RN。

Note: In case if you are interested to order the adapter in complete set with cutting ring and nut ,it is necessary to insert suffix "RN" after our part no., for example 1CN9-30-12RN.

DIN 卡套式管接头 DIN BITE TYPE TUBE FITTINGS



美制螺纹O型圈密封柱端
UN、UNF THREAD STUD ENDS
WITH O-RING SEALING

1CO
1DO

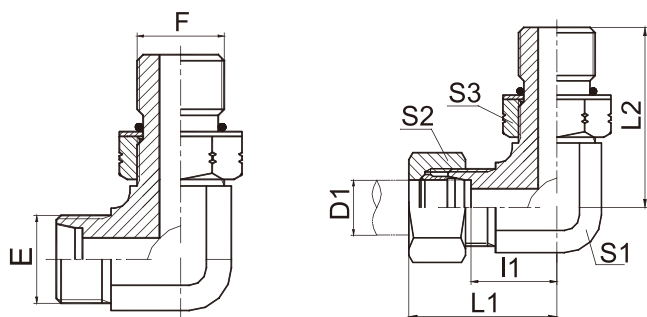
1CO-RN
1DO-RN

代号 PART NO.	螺纹 THREAD		管子外径 TUBE O.D.		尺寸 DIMENSIONS					压力等级 MPa	
	E	F	D1		B	I1	L1	S1	S2		
1CO-14-04	M14X1.5	7/16"X20	8		9	10	25	17	17	31.5 轻系列 L	
1CO-16-04	M16X1.5	7/16"X20	10		9	11	26	17	19		
1CO-18-06	M18X1.5	9/16"X18	12		10	11	26	19	22		
1CO-18-08	M18X1.5	3/4"X16	12		11	13	28	24	22		
1CO-18-10	M18X1.5	7/8"X14	12		12.7	14.3	29	27	22		
1CO-22-08	M22X1.5	3/4"X16	15		11	14	29	24	27		
1CO-22-10	M22X1.5	7/8"X14	15		12.7	15.3	30	27	27		
1CO-22-12	M22X1.5	1.1/16"X12	15		15.09	11.91	30	32	27		
1CO-26-08	M26X1.5	3/4"X16	18		11	14.5	31	27	32		
1CO-26-10	M26X1.5	7/8"X14	18		12.7	14.8	31	27	32		
1CO-30-08	M30X2	3/4"X16	18		11.13	13.87	33	32	36	16 轻系列 L	
1CO-30-10	M30X2	7/8"X14	22		12.7	16.8	33	32	36		
1CO-30-12	M30X2	1.1/16"X12	22		15	16.5	33	32	36		
1CO-30-16	M30X2	1.5/16"X12	22		15	17.5	34	41	36		
1CO-36-12	M36X2	1.1/16"X12	28		15.09	14.41	34	41	41		
1CO-36-16	M36X2	1.5/16"X12	28		15	17.5	34	41	41		
1CO-45-16	M45X2	1.5/16"X12	35		15	17.5	39	46	50		
1CO-45-20	M45X2	1.5/8"X12	35		15.09	16.41	39	50	50		
1CO-52-20	M52X2	1.5/8"X12	42		15.09	15.91	42	55	60	63 重系列 S	
1DO-16-04	M16X1.5	7/16"X20	8		9	15	30	17	19		
1DO-18-06	M18X1.5	9/16"X18	10		10	14.5	31	19	22		
1DO-20-06	M20X1.5	9/16"X18	12		10	14.5	31	22	24		
1DO-20-08	M20X1.5	3/4"X16	12		11	17.5	34	24	24		
1DO-24-08	M24X1.5	3/4"X16	16		11	15.5	34	24	30		
1DO-24-10	M24X1.5	7/8"X14	16		12.7	18.8	37	27	30		
1DO-30-08	M30X2	3/4"X16	20		11	20.5	42	32	36		40 重系列 S
1DO-30-10	M30X2	7/8"X14	20		12.7	20.8	42	32	36		
1DO-30-12	M30X2	1.1/16"X12	20		15	20.5	42	32	36		
1DO-36-12	M36X2	1.1/16"X12	25		15.09	19.91	47	41	46		
1DO-36-16	M36X2	1.5/16"X12	25		15	23	47	41	46		
1DO-42-16	M42X2	1.5/16"X12	30		15	23.5	50	46	50		
1DO-42-20	M42X2	1.5/8"X12	30		15	23.5	50	50	50		
1DO-52-20	M52X2	1.5/8"X12	38		15.09	22.9	53.9	55	60		

注：如需带卡套及卡套螺母整套订货，则请在代号后加“RN”，如1CO-30-10RN。

Note: In case if you are interested to order the adapter in complete set with cutting ring and nut ,it is necessary to insert suffix "RN" after our part no., for example 1CO-30-10RN.

DIN 卡套式管接头 DIN BITE TYPE TUBE FITTINGS



90° 弯美制螺纹可调向O型圈密封柱端
 90° ELBOW UN、UNF THREAD ADJUSTABLE
 STUD ENDS WITH O-RING SEALING

1CO9-OG
1DO9-OG

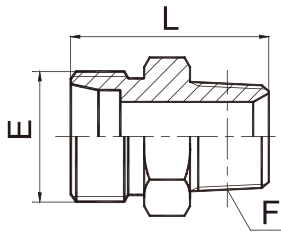
1CO9-OG/RN
1DO9-OG/RN

代号 PART NO.	螺纹 THREAD		管子外径 TUBE O.D. D1	尺寸 DIMENSIONS						压力等级 MPa
	E	F		I1	L1	L2	S1	S2	S3	
1CO9-12-04OG	M12X1.5	7/16"X20	6	13	28	27.2	11	14	17	31.5 轻系列 L
1CO9-14-06OG	M14X1.5	9/16"X18	8	15.5	30.5	31.8	14	17	19	
1CO9-16-06OG	M16X1.5	9/16"X18	10	17.5	32.5	33.3	16	19	19	
1CO9-18-08OG	M18X1.5	3/4"X16	12	19	34	37.5	19	22	24	
1CO9-22-10OG	M22X1.5	7/8"X14	15	22	37	44	22	27	27	
1CO9-22-08OG	M22X1.5	3/4"X16	15	22	37	39.5	22	27	24	
1CO9-26-12OG	M26X1.5	1.1/16"X12	18	25.5	42	51	27	32	32	
1CO9-30-12OG	M30X2	1.1/16"X12	22	29.3	45.8	53.5	30	36	32	16 轻系列 L
1CO9-36-12OG	M36X2	1.1/16"X12	28	33.5	47.8	57.5	36	41	41	
1CO9-36-16OG	M36X2	1.5/16"X12	28	33.3	49.8	57.5	36	41	41	
1CO9-45-20OG	M45X2	1.5/8"X12	35	39.2	60.7	63	48	50	50	
1CO9-52-24OG	M52X2	1.7/8"X12	42	44.8	67.8	70.5	55	60	55	
1DO9-14-04OG	M14X1.5	7/16"X20	6	17.5	32.5	30	14	17	17	63 重系列 S
1DO9-16-06OG	M16X1.5	9/16"X18	8	18.7	33.7	33.3	16	19	19	
1DO9-18-06OG	M18X1.5	9/16"X18	10	19.5	36	33.5	19	22	19	
1DO9-18-08OG	M18X1.5	3/4"X16	10	19.5	36	37.5	19	22	24	
1DO9-20-08OG	M20X1.5	3/4"X16	12	19.5	36	37.5	19	24	24	
1DO9-22-10OG	M22X1.5	7/8"X14	14	23	41	44	22	27	27	
1DO9-24-10OG	M24X1.5	7/8"X14	16	24	42.5	46.5	24	30	27	40 重系列 S
1DO9-30-12OG	M30X2	1.1/16"X12	20	28.3	49.8	53.5	30	36	32	
1DO9-36-16OG	M36X2	1.5/16"X12	25	32.8	56.8	57.5	36	46	41	
1DO9-42-20OG	M42X2	1.5/8"X12	30	36.2	62.7	59.5	41	50	50	
1DO9-52-24OG	M52X2	1.7/8"X12	38	45.8	76.8	70.5	55	60	55	31.5重系列S

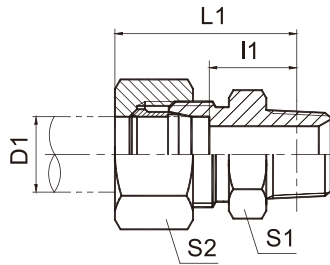
注：如需带卡套及卡套螺母整套订货，则请在代号后加“RN”，如1CO9-30-12OG/RN。

Note: In case if you are interested to order the adapter in complete set with cutting ring and nut, it is necessary to insert suffix "RN" after our part no., for example 1CO9-30-12OG/RN.

DIN 卡套式管接头 DIN BITE TYPE TUBE FITTINGS



1CT-SP
1DT-SP



1CT-SP/RN
1DT-SP/RN

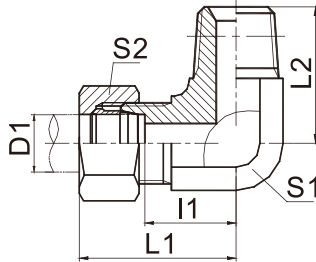
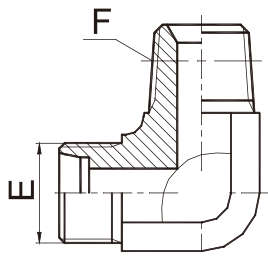
英锥管外螺纹
BSPT MALE

代号 PART NO.	螺纹 THREAD		管子外径 TUBE O.D. D	尺寸 DIMENSIONS				压力等级 MPa	
	E	F		I1	L1	S1	S2		
1CT-12-02SP	M12x1.5	R1/8"x28	6	13	28	12	14	25 轻系列 L	
1CT-12-04SP	M12x1.5	R1/4"x19	8	16.5	31.5	14	14		
1CT-14-04SP	M14x1.5	R1/4"x19	8	16.5	31.5	14	17		
1CT-14-06SP	M14x1.5	R3/8"x19	8	17.6	32.6	19	17		
1CT-16-04SP	M16x1.5	R1/4"x19	10	17.5	32.5	17	19		
1CT-16-06SP	M16x1.5	R3/8"x19	10	18.6	33.6	19	19		
1CT-16-08SP	M16x1.5	R1/2"x14	10	21.8	36.8	22	19		
1CT-16-12SP	M16x1.5	R3/4"x14	10	21.5	36.5	30	19		
1CT-18-04SP	M18x1.5	R1/4"x19	12	18.5	33.5	19	22		
1CT-18-06SP	M18x1.5	R3/8"x19	12	18.6	33.6	19	22		
1CT-18-08SP	M18x1.5	R1/2"x14	12	21.8	36.8	22	22		
1CT-22-08SP	M22x1.5	R1/2"x14	15	22.8	37.8	24	27		
1CT-26-08SP	M26x1.5	R1/2"x14	18	23.3	39.8	27	32	16 轻系列 L	
1CT-26-12SP	M26x1.5	R3/4"x14	18	22	38.5	30	32		
1CT-30-12SP	M30x2	R3/4"x14	22	24	40.5	32	36		
1CT-36-16SP	M36x2	R1"x11	28	29.6	46.1	38	41		
1CT-36-20SP	M36x2	R1.1/4"x11	28	29.3	45.8	46	41		
1CT-45-16SP	M45x2	R1"x11	35	29.6	51.1	46	50		40 重系列 S
1CT-45-20SP	M45x2	R1.1/4"x11	35	28.3	49.8	46	50		
1CT-52-20SP	M52x2	R1.1/4"x11	42	29.8	52.8	55	60		
1CT-52-24SP	M52x2	R1.1/2"x11	42	29.8	52.8	55	60		
1DT-14-04SP	M14x1.5	R1/4"x19	6	13	36.5	17	17	25 重系列 S	
1DT-16-04SP	M16x1.5	R1/4"x19	8	21.5	36.5	17	19		
1DT-18-04SP	M18x1.5	R1/4"x19	10	21	37.5	19	22		
1DT-20-04SP	M20x1.5	R1/4"x19	12	23	39.5	22	24		
1DT-20-06SP	M20x1.5	R3/8"x19	12	23.1	39.6	22	24		
1DT-22-06SP	M22x1.5	R3/8"x19	14	24.6	42.6	24	27		
1DT-22-08SP	M22x1.5	R1/2"x14	14	27.8	45.8	24	27		
1DT-24-06SP	M24x1.5	R3/8"x19	16	24.1	42.6	27	30		
1DT-24-08SP	M24x1.5	R1/2"x14	16	27.3	45.8	27	30	25 重系列 S	
1DT-30-12SP	M30x2	R3/4"x14	20	28	49.5	32	36		
1DT-36-12SP	M36x2	R3/4"x14	25	29.5	53.5	38	46		
1DT-36-16SP	M36x2	R1"x11	25	34.1	58.1	38	46		
1DT-42-16SP	M42x2	R1"x11	30	35.6	62.1	46	50		
1DT-42-20SP	M42x2	R1.1/4"x11	30	34.3	60.8	46	50		
1DT-52-20SP	M52x2	R1.1/4"x11	38	36.8	67.8	55	60		
1DT-52-24SP	M52x2	R1.1/2"x11	38	36.8	67.8	55	60		

注：如需带卡套及卡套螺母整套订货，则请在代号后加“RN”，如 1DT-22-08SP/RN。

Note: In case if you are interested to order the adapter in complete set with cutting ring and nut ,it is necessary to insert suffix "RN" after our part no., for example 1DT-22-08SP/RN.

DIN 卡套式管接头 DIN BITE TYPE TUBE FITTINGS



90° 弯英锥管外螺纹
90° ELBOW BSPT MALE

1CT9-SP
1DT9-SP

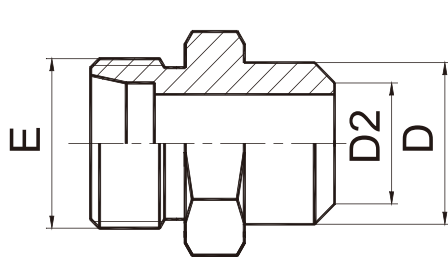
1CT9-SP/RN
1DT9-SP/RN

代号 PART NO.	螺纹 THREAD		管子外径 TUBE O.D.	尺寸 DIMENSIONS						压力等级 MPa
	E	F		l1	L1	L2	S1	S2		
1CT9-12-02SP	M12X1.5	R1/8"X28	6	13	28	21	11	14	25 轻系列 L	
1CT9-12-04SP	M12X1.5	R1/4"X19	6	15.5	30.5	25.5	14	14		
1CT9-14-02SP	M14X1.5	R1/8"X28	8	15.5	30.5	23.5	14	17		
1CT9-14-04SP	M14X1.5	R1/4"X19	8	15.5	30.5	25.5	14	17		
1CT9-16-04SP	M16X1.5	R1/4"X19	10	17.5	32.5	26.5	16	19		
1CT9-16-06SP	M16X1.5	R3/8"X19	10	17.5	32.5	28.5	16	19		
1CT9-16-08SP	M16X1.5	R1/2"X14	10	21	36	36	22	19		
1CT9-18-04SP	M18X1.5	R1/4"X19	12	21	34	28	19	22		
1CT9-18-06SP	M18X1.5	R3/8"X19	12	19	34	30.5	19	22		
1CT9-18-08SP	M18X1.5	R1/2"X14	12	21	36	36	22	22		
1CT9-22-06SP	M22X1.5	R3/8"X19	15	22	37	32.5	22	27		
1CT9-22-08SP	M22X1.5	R1/2"X14	15	22	37	36	22	27		
1CT9-22-12SP	M22X1.5	R3/4"X14	15	25.5	40.5	43.5	27	27		
1CT9-26-08SP	M26X1.5	R1/2"X14	18	25.5	42	39.5	27	32		
1CT9-26-12SP	M26X1.5	R3/4"X14	18	25.5	42	43.5	27	32		
1CT9-30-12SP	M30X2	R3/4"X14	22	29.5	45.8	45.3	30	36		
1CT9-30-16SP	M30X2	R1"X11	22	31.5	48	50	33	36		
1CT9-36-16SP	M36X2	R1"X11	28	33.3	49.8	52	36	41		
1CT9-36-20SP	M36X2	R1.1/4"X11	28	36.2	52.7	57	41	41		
1CT9-45-20SP	M45X2	R1.1/4"X11	35	39.2	60.7	61	48	50		
1CT9-52-24SP	M52X2	R1.1/2"X11	42	44.8	67.8	68	55	60		
1DT9-14-04SP	M14X1.5	R1/4"X19	6	17.5	32.5	25.5	14	17		
1DT9-16-04SP	M16X1.5	R1/4"X19	8	18.7	33.7	26.5	16	19		
1DT9-18-06SP	M18X1.5	R3/8"X19	10	19.5	36	30.5	19	22		
1DT9-20-04SP	M20X1.5	R1/4"X19	12	19.5	36	28	19	24		
1DT9-20-06SP	M20X1.5	R3/8"X19	12	19.5	36	30.5	19	24		
1DT9-22-06SP	M22X1.5	R3/8"X19	14	23	41	32.5	22	27		
1DT9-22-08SP	M22X1.5	R1/2"X14	14	23	41	36	22	27		
1DT9-24-06SP	M24X1.5	R3/8"X19	16	24	42.5	33.5	24	30		
1DT9-24-08SP	M24X1.5	R1/2"X14	16	24	42.5	37.3	24	30		
1DT9-30-08SP	M30X2	R1/2"X14	20	28.3	49.8	41	30	36		
1DT9-30-12SP	M30X2	R3/4"X14	20	28.3	49.8	45.3	30	36		
1DT9-36-12SP	M36X2	R3/4"X14	25	33.3	57.3	52	36	46		
1DT9-36-16SP	M36X2	R1"X11	25	32.8	56.8	52.5	36	46		
1DT9-42-16SP	M42X2	R1"X11	30	36.2	62.7	56.5	41	50		
1DT9-42-20SP	M42X2	R1.1/4"X11	30	36.2	62.7	57	41	50		
1DT9-52-20SP	M52X2	R1.1/4"X11	38	45.8	76.8	67	55	60		
1DT9-52-24SP	M52X2	R1.1/2"X11	38	45.8	76.8	68	55	60		

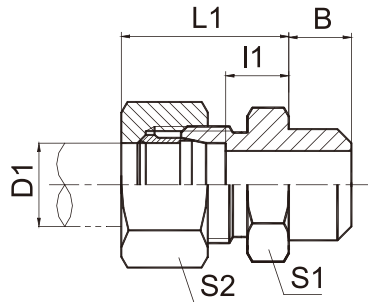
注：如需带卡套及卡套螺母整套订货，则请在代号后加“RN”，如1CT9-30-12SP/RN。

Note: In case if you are interested to order the adapter in complete set with cutting ring and nut ,it is necessary to insert suffix "RN" after our part no., for example 1CT9-30-12SP/RN.

DIN 卡套式管接头 DIN BITE TYPE TUBE FITTINGS



1CW
1DW



1CW-RN
1DW-RN

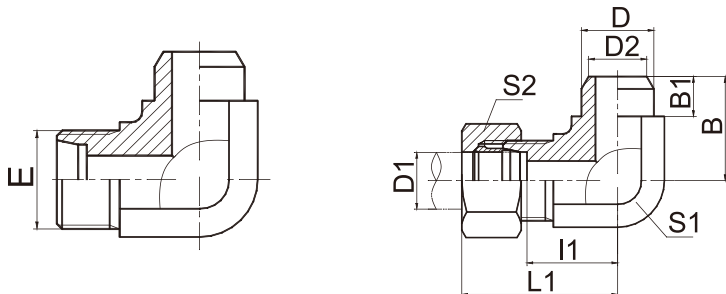
焊接接头
WELD FITTINGS

代号 PART NO.	螺纹 THREAD		管子外径 TUBE O.D.		尺寸 DIMENSIONS						压力等级 MPa
	E		D1	D2	B	D	I1	L1	S1	S2	
1CW-12-06	M12x1.5		6	6	7	10	7	22	12	14	31.5 轻系列 L
1CW-14-08	M14x1.5		8	8	8	12	8	23	14	17	
1CW-16-10	M16x1.5		10	10	8	14	9	24	17	19	
1CW-18-12	M18x1.5		12	12	8	16	10	25	19	22	
1CW-22-15	M22x1.5		15	15	10	19	11	26	22	27	
1CW-26-18	M26x1.5		18	18	10	22	11.5	28	27	32	
1CW-26-22	M26x1.5		18	22	10	27	13.5	28	27	32	16 轻系列 L
1CW-30-22	M30x2		22	22	12	27	13.5	30	32	36	
1CW-30-25	M30x2		22	25	12	31	13.5	30	32	36	
1CW-36-28	M36x2		28	28	12	32	16.5	33	38	41	
1CW-45-35	M45x2		35	35	14	40	14.5	36	46	50	
1CW-52-42	M52x2		42	42	16	46	16	39	55	60	
1DW-14-06	M14x1.5		6	6	7	11	11	26	14	17	63 重系列 S
1DW-16-08	M16x1.5		8	8	8	13	13	28	17	19	
1DW-18-10	M18x1.5		10	10	8	15	12.5	29	19	22	
1DW-20-12	M20x1.5		12	12	10	17	14.5	31	22	24	
1DW-22-14	M22x1.5		14	14	10	19	16	34	24	27	
1DW-24-16	M24x1.5		16	16	10	21	15.5	34	27	30	40 重系列 S
1DW-30-20	M30x2		20	20	12	26	17.5	39	32	36	
1DW-36-25	M36x2		25	25	12	31	20	44	41	46	
1DW-42-30	M42x2		30	30	14	36	20.5	47	46	50	
1DW-52-38	M52x2		38	38	16	44	23	54	55	60	31.5重系列S

注：如需带卡套及卡套螺母整套订货，则请在代号后加“RN”，如1CW-30-22RN。

Note: In case if you are interested to order the adapter in complete set with cutting ring and nut ,it is necessary to insert suffix "RN" after our part no., for example 1CW-30-22RN.

DIN 卡套式管接头 DIN BITE TYPE TUBE FITTINGS


 90° 焊接接头
90° WELD FITTINGS

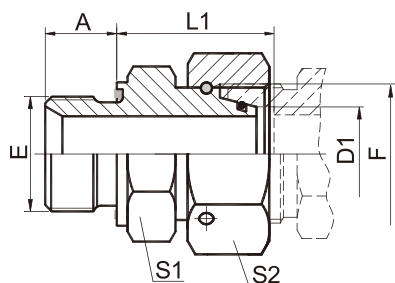
1CW9
1DW9
1CW9-RN
1DW9-RN

代号 PART NO.	螺纹 THREAD		管子外径 TUBE O.D.		尺寸 DIMENSIONS							压力等级 MPa
	E		D1	D2	B	B1	D	I1	L1	S1	S2	
1CW9-12-06	M12x1.5		6	6	19	7	10	13	28	12	14	31.5 轻系列 L
1CW9-14-08	M14x1.5		8	8	23	8	12	15.5	30.5	12	17	
1CW9-16-10	M16x1.5		10	10	24	8	14	17.5	32.5	14	19	
1CW9-18-12	M18x1.5		12	12	25	8	16	19	34	17	22	
1CW9-22-15	M22x1.5		15	15	30	10	19	22	37	19	27	
1CW9-26-18	M26X1.5		18	18	33	10	22	25.5	42	24	32	
1CW9-26-22	M26X1.5		18	22	37	10	27	25.5	42	24	32	16 轻系列 L
1CW9-30-22	M30x2		22	22	37	12	27	29.3	45.8	27	36	
1CW9-30-25	M30x2		22	25	37	12	31	29.3	45.8	27	36	
1CW9-36-28	M36x2		28	28	42	12	32	36	52.8	36	41	
1CW9-45-35	M45X2		35	35	49	14	40	39.2	60.7	41	50	
1CW9-52-42	M52X2		42	42	57	16	46	40.5	63.5	50	60	63 重系列 S
1DW9-14-06	M14x1.5		6	6	23	7	11	17.5	32.5	12	17	
1DW9-16-08	M16x1.5		8	8	24	8	13	18.7	33.7	14	19	
1DW9-18-10	M18x1.5		10	10	25	8	15	19.5	36	17	22	
1DW9-20-12	M20x1.5		12	12	29	10	17	19.5	36	17	24	
1DW9-22-14	M22x1.5		14	14	30	10	19	23	41	19	27	
1DW9-24-16	M24x1.5		16	16	33	10	21	24	42.5	24	30	40 重系列 S
1DW9-30-20	M30x2		20	20	37	12	26	28	49.5	27	36	
1DW9-36-25	M36x2		25	25	42	12	31	32.8	56.8	36	46	
1DW9-42-30	M42x2		30	30	49	14	36	36.2	62.7	41	50	
1DW9-52-38	M52X2		38	38	57	16	44	41.5	72.5	50	60	31.5重系列S

注：如需带卡套及卡套螺母整套订货，则请在代号后加“RN”，如1DW9-20-12RN。

Note: In case if you are interested to order the adapter in complete set with cutting ring and nut ,it is necessary to insert suffix "RN" after our part no., for example 1DW9-20-12RN.

DIN 卡套式管接头 DIN BITE TYPE TUBE FITTINGS

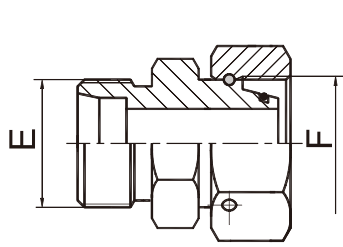


英管螺纹胶垫密封柱端
BSP THREAD WITH CAPTIVE SEAL

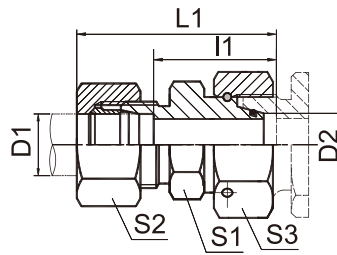
2BC-WD
2BD-WD

代号 PART NO.	螺纹 THREAD		管子外径 TUBE O.D.		尺寸 DIMENSIONS				压力等级 MPa
	E	F	D1		A	L1	S1	S2	
2BC-02-12WD	G1/8"X28	M12X1.5	6		8	24.5	14	14	31.5 轻系列 L
2BC-04-14WD	G1/4"X19	M14X1.5	8		12	29.5	19	17	
2BC-04-16WD	G1/4"X19	M16X1.5	10		12	27.5	19	19	
2BC-06-18WD	G3/8"X19	M18X1.5	12		12	34	22	22	
2BC-08-22WD	G1/2"X14	M22X1.5	15		14	32	27	27	
2BC-08-26WD	G1/2"X14	M26X1.5	18		14	31.5	27	32	
2BC-12-30WD	G3/4"X14	M30X2	22		16	32.5	32	36	16 轻系列 L
2BC-16-36WD	G1"X11	M36X2	28		18	35	41	41	
2BC-20-45WD	G1.1/4"X11	M45X2	35		20	42.5	50	50	
2BC-24-52WD	G1.1/2"X11	M52X2	42		22	46.5	55	60	
2BD-04-14WD	G1/4"X19	M14X1.5	6		12	27	19	17	63 重系列 S
2BD-04-16WD	G1/4"X19	M16X1.5	8		12	29.5	19	19	
2BD-06-18WD	G3/8"X19	M18X1.5	10		12	32	22	22	
2BD-06-20WD	G3/8"X19	M20X1.5	12		12	34	22	24	
2BD-08-22WD	G1/2"X14	M22X1.5	14		14	36.5	27	27	
2BD-08-24WD	G1/2"X14	M24X1.5	16		14	37	27	30	40 重系列 S
2BD-12-30WD	G3/4"X14	M30X2	20		16	43	32	36	
2BD-16-36WD	G1"X11	M36X2	25		18	48	41	46	
2BD-20-42WD	G1.1/4"X11	M42X2	30		20	51	50	50	
2BD-24-52WD	G1.1/2"X11	M52X2	38		22	60	55	60	31.5 重系列 S

DIN 卡套式管接头 DIN BITE TYPE TUBE FITTINGS



2C



2C-RN

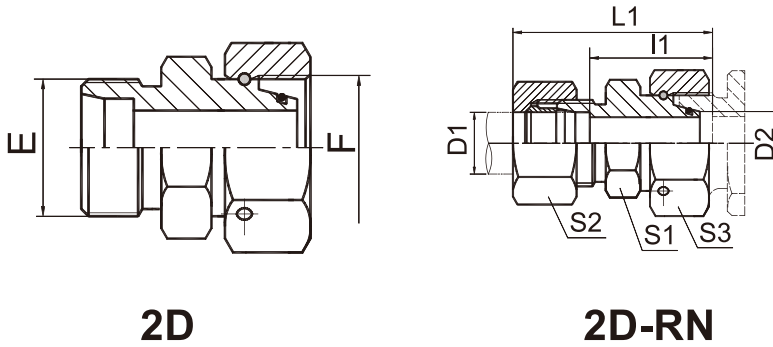
外螺纹内螺纹转换接头
REDUCER TUBE ADAPTOR
WITH SWIVEL NUT

代号 PART NO.	螺纹 THREAD		管子外径 TUBE O.D.		尺寸 DIMENSIONS						压力等级 MPa
	E	F	D1	D2	I1	L1	S1	S2	S3		
2C-12-14	M12X1.5	M14X1.5	6	8	23.5	38	12	14	17		31.5 轻系列 L
2C-12-16	M12X1.5	M16X1.5	6	10	25	40	14	14	19		
2C-14-16	M14X1.5	M16X1.5	8	10	25	40	14	17	19		
2C-12-18	M12X1.5	M18X1.5	6	12	25	40	17	14	22		
2C-14-18	M14X1.5	M18X1.5	8	12	25	40	17	17	22		
2C-16-18	M16X1.5	M18X1.5	10	12	26	41	17	19	22		
2C-12-22	M12X1.5	M22X1.5	6	15	28.5	43	19	14	27		
2C-14-22	M14X1.5	M22X1.5	8	15	28.5	43	19	17	27		
2C-16-22	M16X1.5	M22X1.5	10	15	29.5	44	19	19	27		
2C-18-22	M18X1.5	M22X1.5	12	15	29.5	44	19	22	27		
2C-12-26	M12X1.5	M26X1.5	6	18	28	43	24	14	32		
2C-22-26	M22X1.5	M26X1.5	15	18	30	45	24	27	32		
2C-12-30	M12X1.5	M30X2	6	22	32	47	27	14	36		
2C-14-30	M14X1.5	M30X2	8	22	32	47	27	17	36		
2C-16-30	M16X1.5	M30X2	10	22	33	48	27	19	36		
2C-18-30	M18X1.5	M30X2	12	22	33	48	27	22	36		
2C-22-30	M22X1.5	M30X2	15	22	34	49	27	27	36		
2C-26-30	M26X1.5	M30X2	18	22	33.5	50	27	32	36		
2C-12-36	M12X1.5	M36X2	6	28	34	49	36	14	41		
2C-14-36	M14X1.5	M36X2	8	28	34	49	36	17	41		
2C-16-36	M16X1.5	M36X2	10	28	35	50	36	19	41		
2C-18-36	M18X1.5	M36X2	12	28	35	50	36	22	41		
2C-22-36	M22X1.5	M36X2	15	28	36	51	36	27	41		
2C-26-36	M26X1.5	M36X2	18	28	35.5	52	36	32	41		
2C-30-36	M30X2	M36X2	22	28	37.5	54	36	36	41		
2C-12-45	M12X1.5	M45X2	6	35	37	52	41	14	50		
2C-14-45	M14X1.5	M45X2	8	35	37	52	41	17	50		
2C-16-45	M16X1.5	M45X2	10	35	38	53	41	19	50		
2C-18-45	M18X1.5	M45X2	12	35	38	53	41	22	50		
2C-22-45	M22X1.5	M45X2	15	35	39	54	41	27	50		
2C-26-45	M26X1.5	M45X2	18	35	38.5	55	41	32	50		
2C-30-45	M30X2	M45X2	22	35	40.5	57	41	36	50		
2C-36-45	M36X2	M45X2	28	35	40.5	57	41	41	50		
2C-12-52	M12X1.5	M52X2	6	42	40.5	55	50	14	60		
2C-14-52	M14X1.5	M52X2	8	42	40.5	55	50	17	60		
2C-16-52	M16X1.5	M52X2	10	42	41.5	56	50	19	60		
2C-18-52	M18X1.5	M52X2	12	42	41.5	56	50	22	60		
2C-22-52	M22X1.5	M52X2	15	42	42.5	58	50	27	60		
2C-26-52	M26X1.5	M52X2	18	42	42	58	50	32	60		
2C-30-52	M30X2	M52X2	22	42	44	60	50	36	60		
2C-36-52	M36X2	M52X2	28	42	44	61	50	41	60		
2C-45-52	M45X2	M52X2	35	42	43	65	50	50	60		

注：如需带卡套及卡套螺母整套订货，则请在代号后加“RN”，如2C-30-52RN。

Note: In case if you are interested to order the adaptor in complete set with cutting ring and nut ,it is necessary to insert suffix "RN" after our part no., for example 2C-30-52RN.

DIN 卡套式管接头 DIN BITE TYPE TUBE FITTINGS

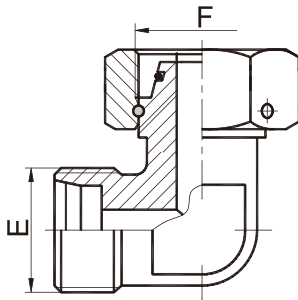
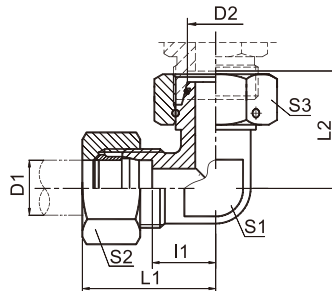


外螺纹内螺纹转换接头
REDUCER TUBE ADAPTOR
WITH SWIVEL NUT

代号 PART NO.	螺纹 THREAD		管子外径 TUBE O.D.		尺寸 DIMENSIONS					压力等级 MPa
	E	F	D1	D2	I1	L1	S1	S2	S3	
2D-14-16	M14X1.5	M16X1.5	6	8	27	42	14	17	19	63 重系列 S
2D-14-18	M14X1.5	M18X1.5	6	10	27.5	42	17	17	22	
2D-16-18	M16X1.5	M18X1.5	8	10	27.5	42	17	19	22	
2D-14-20	M14X1.5	M20X1.5	6	12	29	44	17	17	24	
2D-16-20	M16X1.5	M20X1.5	8	12	29	44	17	19	24	
2D-18-20	M18X1.5	M20X1.5	10	12	31	46	19	22	24	
2D-14-22	M14X1.5	M22X1.5	6	14	31.5	46	19	17	27	
2D-16-22	M16X1.5	M22X1.5	8	14	31.5	46	19	19	27	
2D-18-22	M18X1.5	M22X1.5	10	14	31	47	19	22	27	
2D-20-22	M20X1.5	M22X1.5	12	14	31	47	22	24	27	
2D-14-24	M14X1.5	M24X1.5	6	16	32	47	22	17	30	40 重系列 S
2D-16-24	M16X1.5	M24X1.5	8	16	32	47	22	19	30	
2D-18-24	M18X1.5	M24X1.5	10	16	31.5	48	22	22	30	
2D-20-24	M20X1.5	M24X1.5	12	16	33.5	50	22	24	30	
2D-22-24	M22X1.5	M24X1.5	14	16	33	51	24	27	30	
2D-14-30	M14X1.5	M30X2	6	20	36	51	27	17	36	
2D-16-30	M16X1.5	M30X2	8	20	36	51	27	19	36	
2D-18-30	M18X1.5	M30X2	10	20	35.5	52	27	22	36	
2D-20-30	M20X1.5	M30X2	12	20	35.5	52	27	24	36	
2D-22-30	M22X1.5	M30X2	14	20	37	55	27	27	36	
2D-24-30	M24X1.5	M30X2	16	20	37.5	55	30	30	36	
2D-14-36	M14X1.5	M36X2	6	25	38.5	53	36	17	46	31.5 重系列 S
2D-16-36	M16X1.5	M36X2	8	25	38.5	53	36	19	46	
2D-18-36	M18X1.5	M36X2	10	25	38	54	36	22	46	
2D-20-36	M20X1.5	M36X2	12	25	38	54	36	24	46	
2D-22-36	M22X1.5	M36X2	14	25	39.5	57	36	27	46	
2D-24-36	M24X1.5	M36X2	16	25	39	57	36	30	46	
2D-30-36	M30X2	M36X2	20	25	39	61	36	36	46	
2D-14-42	M14X1.5	M42X2	6	30	44	59	41	17	50	
2D-16-42	M16X1.5	M42X2	8	30	44	59	41	19	50	
2D-18-42	M18X1.5	M42X2	10	30	43.5	60	41	22	50	
2D-20-42	M20X1.5	M42X2	12	30	43.5	60	41	24	50	
2D-22-42	M22X1.5	M42X2	14	30	45	63	41	27	50	
2D-24-42	M24X1.5	M42X2	16	30	44.5	63	41	30	50	
2D-30-42	M30X2	M42X2	20	30	44.5	66	41	36	50	
2D-36-42	M36X2	M42X2	25	30	44	69	41	46	50	
2D-14-52	M14X1.5	M52X2	6	38	47.5	62	50	17	60	31.5 重系列 S
2D-16-52	M16X1.5	M52X2	8	38	47.5	62	50	19	60	
2D-18-52	M18X1.5	M52X2	10	38	47	63	50	22	60	
2D-20-52	M20X1.5	M52X2	12	38	47	63	50	24	60	
2D-22-52	M22X1.5	M52X2	14	38	48.5	66	50	27	60	
2D-24-52	M24X1.5	M52X2	16	38	48	66	50	30	60	
2D-30-52	M30X2	M52X2	20	38	48	70	50	36	60	
2D-36-52	M36X2	M52X2	25	38	48.5	73	50	46	60	
2D-42-52	M42X2	M52X2	30	38	49	76	50	50	60	

注：如需带卡套及卡套螺母整套订货，则请在代号后加“RN”，如2D-30-52RN。
Note: In case if you are interested to order the adapter in complete set with cutting ring and nut, it is necessary to insert suffix "RN" after our part no., for example 2D-30-52RN.

DIN 卡套式管接头 DIN BITE TYPE TUBE FITTINGS


2C9
2D9

2C9-RN
2D9-RN

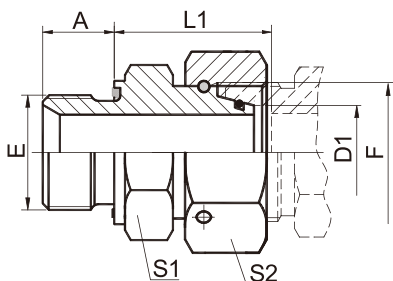
外螺纹内螺纹转换接头 90° 弯
REDUCER TUBE ADAPTOR
WITH SWIVEL NUT 90° ELBOW

代号 PART NO.	螺纹 THREAD		管子外径 TUBE O.D.		尺寸 DIMENSIONS						压力等级 MPa
	E	F	D1	D2	l1	L1	L2	S1	S2	S3	
2C9-12	M12X1.5	M12X1.5	6	6	12	27	26	12	14	14	25 轻系列 L
2C9-14	M14X1.5	M14X1.5	8	8	14	29	27.5	12	17	17	
2C9-16	M16X1.5	M16X1.5	10	10	15	30	29	14	19	19	
2C9-18	M18X1.5	M18X1.5	12	12	17	32	29.5	17	22	22	
2C9-22	M22X1.5	M22X1.5	15	15	21	36	32.5	19	27	27	
2C9-26	M26X1.5	M26X1.5	18	18	23.5	40	35.5	24	32	32	
2C9-30	M30X2	M30X2	22	22	27.5	44	38.5	27	36	36	16 轻系列 L
2C9-36	M36X2	M36X2	28	28	30.5	47	41.5	36	41	41	
2C9-45	M45X2	M45X2	35	35	34.5	56	51	41	50	50	
2C9-52	M52X2	M52X2	42	42	40	63	56	50	60	60	
2D9-14	M14X1.5	M14X1.5	6	6	16	31	27	12	17	17	63 重系列 S
2D9-16	M16X1.5	M16X1.5	8	8	17	32	27.5	14	19	19	
2D9-18	M18X1.5	M18X1.5	10	10	17.5	34	30	17	22	22	
2D9-20	M20X1.5	M20X1.5	12	12	21.5	38	31	17	24	24	
2D9-22	M22X1.5	M22X1.5	14	14	22	40	35	19	27	27	
2D9-24	M24X1.5	M24X1.5	16	16	24.5	43	36.5	24	30	30	40 重系列 S
2D9-30	M30X2	M30X2	20	20	26.5	48	44.5	27	36	36	
2D9-36	M36X2	M36X2	25	25	30	54	50	36	46	46	
2D9-42	M42X2	M42X2	30	30	35.5	62	55	41	50	50	
2D9-52	M52X2	M52X2	38	38	41	72	63	50	60	60	31.5 重系列 S

注：如需带卡套及卡套螺母整套订货，则请在代号后加“RN”，如 2C9-30RN。

Note: In case if you are interested to order the adaptor in complete set with cutting ring and nut, it is necessary to insert suffix "RN" after our part no., for example 2C9-30RN.

DIN 卡套式管接头 DIN BITE TYPE TUBE FITTINGS

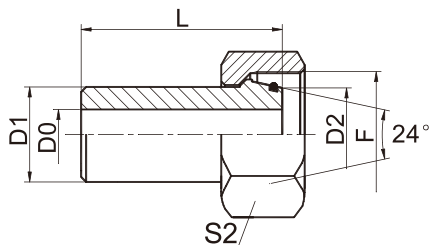


公制螺纹胶垫密封柱端
METRIC THREAD WITH CAPTIVE SEAL

2MC-WD
2MD-WD

代号 PART NO.	螺纹 THREAD		管子外径TUBE O.D.		尺寸 DIMENSIONS				压力等级 MPa
	E	F	D1		A	L1	S1	S2	
2MC-10-12WD	M10X1	M12X1.5	6		8	24.5	14	14	31.5 轻系列 L
2MC-12-14WD	M12X1.5	M14X1.5	8		12	26.5	17	17	
2MC-14-16WD	M14X1.5	M16X1.5	10		12	27.5	19	19	
2MC-16-18WD	M16X1.5	M18X1.5	12		12	30.5	22	22	
2MC-18-22WD	M18X1.5	M22X1.5	15		12	31.5	24	27	
2MC-22-26WD	M22X1.5	M26X1.5	18		14	31.5	27	32	
2MC-26-30WD	M26X1.5	M30X2	22		16	32.5	32	36	16 轻系列 L
2MC-33-36WD	M33X2	M36X2	28		18	35	41	41	
2MC-42-45WD	M42X2	M45X2	35		20	42.5	50	50	
2MC-48-52WD	M48X2	M52X2	42		22	46.5	55	60	
2MD-12-14WD	M12X1.5	M14X1.5	6		12	27	17	17	63 重系列 S
2MD-14-16WD	M14X1.5	M16X1.5	8		12	29.5	19	19	
2MD-16-18WD	M16X1.5	M18X1.5	10		12	32	22	22	
2MD-18-20WD	M18X1.5	M20X1.5	12		12	34	24	24	
2MD-20-22WD	M20X1.5	M22X1.5	14		14	36.5	27	27	
2MD-22-24WD	M22X1.5	M24X1.5	16		14	37	27	30	40 重系列 S
2MD-27-30WD	M27X2	M30X2	20		16	43	32	36	
2MD-33-36WD	M33X2	M36X2	25		18	48	41	46	
2MD-42-42WD	M42X2	M42X2	30		20	51	50	50	
2MD-48-52WD	M48X2	M52X2	38		22	60	55	60	31.5重系列S

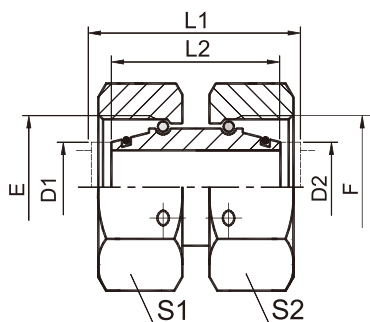
DIN 卡套式管接头 DIN BITE TYPE TUBE FITTINGS


 焊接接头
WELD FITTINGS

2WC
2WD

代号 PART NO.	螺纹 THREAD	管子尺寸 TUBE SIZE	尺寸 DIMENSIONS					压力等级 MPa
	F	D1xt	L	D0	D2	S2		
2WC-6X1.5	M12X1.5	6X1.5	30	2.5	6	14	25 轻系列L	
2WC-8X2.0	M14X1.5	8X2.0	30	4	8	17		
2WC-10X2.0	M16X1.5	10X2.0	31	6	10	19		
2WC-12X2.0	M18X1.5	12X2.0	31	7.5	12	22		
2WC-15X2.0	M22X1.5	15X2.0	35	10	15	27		
2WC-18X2.0	M26X1.5	18X2.0	35	13	18	32		
2WC-22X2.0	M30X2	22X2.0	35	17	22	36	16 轻系列 L	
2WC-28X2.5	M36X2	28X2.5	41	23	28	41		
2WC-35X3.0	M45X2	35X3.0	48	29	35	50		
2WC-42X3.0	M52X2	42X3.0	50.5	36	42	60		
2WD-6X1.5	M14X1.5	6X1.5	28.5	2.5	6	17	63 重系列 S	
2WD-8X2.0	M16X1.5	8X2.0	29	4	8	19		
2WD-10X1.0	M18X1.5	10X1.0	32	6.5	10	22		
2WD-10X1.5	M18X1.5	10X1.5	32	6.5	10	22		
2WD-10X2.0	M18X1.5	10X2.0	32	6	10	22		
2WD-12X1.5	M20X1.5	12X1.5	32.5	8	12	27		
2WD-12X2.0	M20X1.5	12X2.0	32.5	8	12	27		
2WD-12X2.5	M20X1.5	12X2.5	32.5	7	12	27		
2WD-16X1.5	M24X1.5	16X1.5	39	13	16	30	40 重系列 S	
2WD-16X2.0	M24X1.5	16X2.0	39	12	16	30		
2WD-16X2.5	M24X1.5	16X2.5	39	11	16	30		
2WD-16X3.0	M24X1.5	16X3.0	39	10	16	30		
2WD-20X2.0	M30X2	20X2.0	43	15	20	36		
2WD-20X2.5	M30X2	20X2.5	43	15	20	36		
2WD-20X3.0	M30X2	20X3.0	43	14	20	36		
2WD-20X4.0	M30X2	20X4.0	43	12	20	36		
2WD-25X2.5	M36X2	25X2.5	50	20	25	46		
2WD-25X3.0	M36X2	25X3.0	50	19	25	46		
2WD-25X4.0	M36X2	25X4.0	50	17	25	46		
2WD-25X5.0	M36X2	25X5.0	50	15	25	46		
2WD-30X3.0	M42X2	30X3.0	52	24	30	50	25 重系列 S	
2WD-30X4.0	M42X2	30X4.0	52	22	30	50		
2WD-30X5.0	M42X2	30X5.0	52	20	30	50		
2WD-30X6.0	M42X2	30X6.0	52	18	30	50		
2WD-38X4.0	M52X2	38X4.0	56.5	30	38	60		
2WD-38X5.0	M52X2	38X5.0	56.5	28	38	60		
2WD-38X6.0	M52X2	38X6.0	56.5	26	38	60		
2WD-38X7.0	M52X2	38X7.0	56.5	24	38	60		

DIN 卡套式管接头 DIN BITE TYPE TUBE FITTINGS

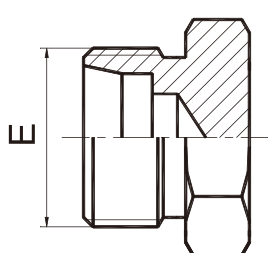
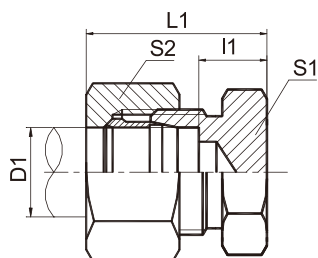


内螺纹直通过接头
STRAIGHT TUBE ADAPTERS
WITH SWIVEL NUT

3C
3D

代号 PART NO.	螺纹 THREAD		管子外径 TUBE O.D.		尺寸 DIMENSIONS					压力等级 MPa
	E,F		D1,D2		L1	L2	S1,S2			
3C-12	M12X1.5		6		33	32	14			31.5 轻系列 L
3C-14	M14X1.5		8		33	32	17			
3C-16	M16X1.5		10		34	33	19			
3C-18	M18X1.5		12		34	33	22			
3C-22	M22X1.5		15		39	38	27			
3C-26	M26X1.5		18		41	39	32			
3C-30	M30X2		22		44	42	36			16 轻系列 L
3C-36	M36X2		28		48	46	46			
3C-45	M45X2		35		52	48	50			
3C-52	M52X2		42		57	52	60			
3D-14	M14X1.5		6		33	32	17			63 重系列 S
3D-16	M16X1.5		8		34	33	19			
3D-18	M18X1.5		10		35	33	22			
3D-20	M20X1.5		12		38	36	24			
3D-22	M22X1.5		14		41	39	27			
3D-24	M24X1.5		16		42	39	30			40 重系列 S
3D-30	M30X2		20		48	44	36			
3D-36	M36X2		25		53	46	46			
3D-42	M42X2		30		62	52	50			
3D-52	M52X2		38		67	52	60			
										31.5 重系列 S

DIN 卡套式管接头 DIN BITE TYPE TUBE FITTINGS


4C
4D

4C-RN
4D-RN

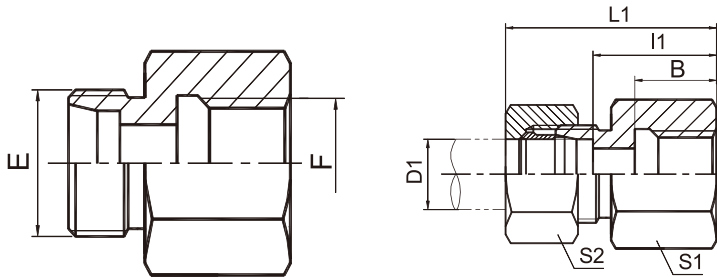
 堵头
PLUG

代号 PART NO.	螺纹 THREAD	管子外径 TUBE O.D. D1	尺寸 DIMENSIONS						压力等级 MPa
	E		l1	L1	S1	S2			
4C-12	M12x1.5	6	7	22	12	14		31.5 轻系列 L	
4C-14	M14x1.5	8	8	23	14	17			
4C-16	M16x1.5	10	9	24	17	19			
4C-18	M18x1.5	12	10	25	19	22			
4C-22	M22x1.5	15	11	26	24	27			
4C-26	M26x1.5	18	11.5	28	27	32			
4C-30	M30x2	22	13.5	30	32	36		16 轻系列 L	
4C-30D	M30x1.5	22	13.5	30	32	36			
4C-36	M36x2	28	14.5	31	41	41			
4C-36D	M36x1.5	28	14.5	31	41	41			
4C-45	M45x2	35	14.5	36	46	50			
4C-45D	M45x1.5	35	14.5	36	46	50			
4C-52	M52x2	42	16	39	55	60		63 重系列 S	
4D-14	M14x1.5	6	11	26	14	17			
4D-16	M16x1.5	8	13	28	17	19			
4D-18	M18x1.5	10	12.5	29	19	22			
4D-20	M20x1.5	12	14.5	31	22	24			
4D-22	M22x1.5	14	16	34	24	27			
4D-24	M24x1.5	16	15.5	34	27	30		40 重系列 S	
4D-30	M30x2	20	17.5	39	32	36			
4D-36	M36x2	25	20	44	38	46			
4D-42	M42x2	30	20.5	47	46	50			
4D-52	M52x2	38	23	54	55	60		31.5 重系列 S	

注：如需带卡套及卡套螺母整套订货，则请在代号后加“RN”，如4C-30RN。

Note: In case if you are interested to order the adapter in complete set with cutting ring and nut ,it is necessary to insert suffix "RN" after our part no., for example 4C-30RN.

DIN 卡套式管接头 DIN BITE TYPE TUBE FITTINGS



5CB
5DB

5CB-RN
5DB-RN

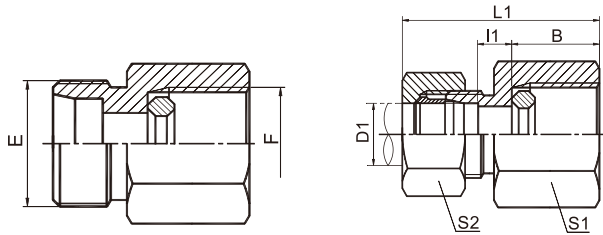
英管内螺纹柱端接头
BSP FEMALE STUD FITTINGS

代号 PART NO.	螺纹 THREAD		管子外径 TUBE O.D.		尺寸 DIMENSIONS					压力等级 MPa
	E	F	D1		B	l1	L1	S1	S2	
5CB-12-02	M12X1.5	G1/8"X28	6		12	19	34	14	14	31.5 轻系列 L
5CB-12-04	M12X1.5	G1/4"X19	6		16	23	36	19	17	
5CB-14-04	M14X1.5	G1/4"X19	8		17	24	39	19	17	
5CB-14-06	M14X1.5	G3/8"X19	8		17	25	40	24	17	
5CB-14-08	M14X1.5	G1/2"X14	8		20	29	44	27	17	
5CB-16-04	M16X1.5	G1/4"X19	10		17	25	40	19	19	
5CB-16-06	M16X1.5	G3/8"X19	10		17	26	41	24	19	
5CB-16-08	M16X1.5	G1/2"X14	10		20	30	45	27	19	
5CB-18-04	M18X1.5	G1/4"X19	12		17	23	38	19	22	
5CB-18-06	M18X1.5	G3/8"X19	12		17	26	41	24	22	
5CB-18-08	M18X1.5	G1/2"X14	12		20	30	45	27	22	
5CB-22-06	M22X1.5	G3/8"X19	15		17	28	43	24	27	
5CB-22-08	M22X1.5	G1/2"X14	15		20	31	46	27	27	
5CB-26-08	M26X1.5	G1/2"X14	18		20	30.5	47	27	32	
5CB-30-12	M30X2	G3/4"X14	22		22	35.5	52	36	36	16 轻系列 L
5CB-36-16	M36X2	G1"X11	28		24.5	38	55	41	41	
5CB-45-20	M45X2	G1.1/4"X11	35		26.5	41	63	55	50	
5CB-52-24	M52X2	G1.1/2"X11	42		28.5	42.5	65	60	60	
5DB-14-04	M14X1.5	G1/4"X19	6		17	26	41	19	17	63 重系列 S
5DB-16-04	M16X1.5	G1/4"X19	8		17	26	41	19	19	
5DB-18-06	M18X1.5	G3/8"X19	10		17	26.5	43	24	22	
5DB-20-06	M20X1.5	G3/8"X19	12		17	27.5	28	24	24	
5DB-20-08	M20X1.5	G1/2"X14	12		20	30.5	31	24	24	
5DB-22-08	M22X1.5	G1/2"X14	14		20	32	50	30	27	
5DB-24-08	M24X1.5	G1/2"X14	16		20	31.5	50	30	30	40 重系列 S
5DB-30-12	M30X2	G3/4"X14	20		22	34.5	56	36	36	
5DB-36-16	M36X2	G1"X11	25		24.5	37.5	62	41	46	
5DB-42-20	M42X2	G1.1/4"X11	30		26.5	42	69	55	50	
5DB-52-24	M52X2	G1.1/2"X11	38		28.5	43.5	74	60	60	31.5 重系列 S

注：如需带卡套及卡套螺母整套订货，则请在代号后加“RN”，如5CB-45-20RN。

Note: In case if you are interested to order the adapter in complete set with cutting ring and nut, it is necessary to insert suffix "RN" after our part no., for example 5CB-45-20RN.

DIN 卡套式管接头 DIN BITE TYPE TUBE FITTINGS



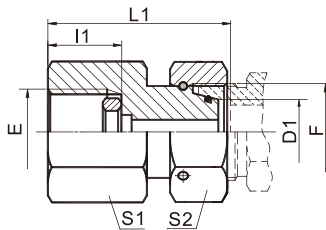
钢垫密封英管压力表接头
BSP PRESSURE GAUGE CONNECTOR
WITH DKI SEALING RING

5CB-GDK
5DB-GDK

5CB-GDK/RN
5DB-GDK/RN

代号 PART NO.	螺纹 THREAD		管子外径 TUBE O.D. D1	尺寸 DIMENSIONS					密封钢垫 SEALING RING DKI	压力等级 MPa
	E	F		I1	L1	B	S1	S2		
5CB-12-04GDK	M12X1.5	G1/4"X19	6	7.5	37	14.5	19	14	DP-B04DK	31.5 轻系列 L
5CB-14-04GDK	M14X1.5	G1/4"X19	8	7.5	37	14.5	19	17	DP-B04DK	
5CB-16-04GDK	M16X1.5	G1/4"X19	10	8.5	38	14.5	19	19	DP-B04DK	
5CB-18-04GDK	M18X1.5	G1/4"X19	12	8.5	38	14.5	19	22	DP-B04DK	
5DB-14-08GDK	M14X1.5	G1/2"X14	6	11	46	20	27	17	DP-B08DK	63 重系列 S
5DB-16-08GDK	M16X1.5	G1/2"X14	8	11	46	20	27	19	DP-B08DK	
5DB-18-08GDK	M18X1.5	G1/2"X14	10	10.5	47	20	27	22	DP-B08DK	
5DB-20-08GDK	M20X1.5	G1/2"X14	12	10.5	47	20	27	24	DP-B08DK	

注：如需带卡套及卡套螺母整套订货，则在代号后加“RN”，如5CB-18-04GDK/RN。
Note: In case if you are interested to order the adapter in complete set with cutting ring and nut, it is necessary to insert suffix "RN" after our part no., for example 5CB-18-04GDK/RN.

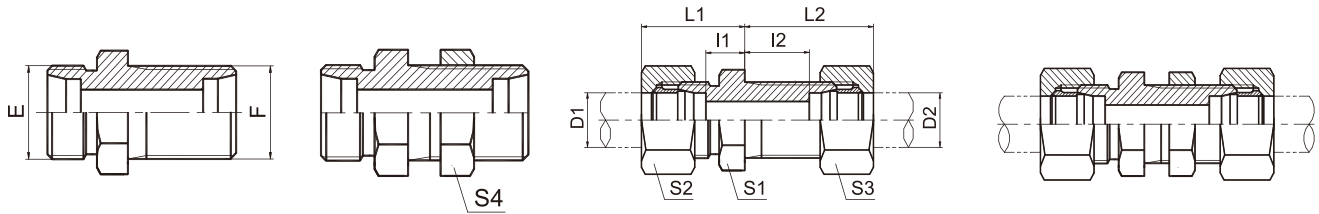


钢垫密封英管压力表接头
BSP PRESSURE GAUGE CONNECTOR
WITH DKI SEALING RING

7BC-GDK/S
7BD-GDK/S

代号 PART NO.	螺纹 THREAD		管子外径 TUBE O.D. D1	尺寸 DIMENSIONS					密封钢垫 SEALING RING DKI	压力等级 MPa
	E	F		I1	L1	S1	S2			
7BC-04-12GDK/S	G1/4"X19	M12X1.5	6	14.5	35.5	19	14		DP-B04DK	31.5 轻系列 L
7BC-04-14GDK/S	G1/4"X19	M14X1.5	8	14.5	35.5	19	17		DP-B04DK	
7BC-04-16GDK/S	G1/4"X19	M16X1.5	10	14.5	36	19	19		DP-B04DK	
7BC-04-18GDK/S	G1/4"X19	M18X1.5	12	14.5	36	19	22		DP-B04DK	
7BD-04-14GDK/S	G1/4"X19	M14X1.5	6	14.5	35.5	19	17		DP-B04DK	63 重系列 S
7BD-04-16GDK/S	G1/4"X19	M16X1.5	8	14.5	35.5	19	19		DP-B04DK	
7BD-04-18GDK/S	G1/4"X19	M18X1.5	10	14.5	36	19	22		DP-B04DK	
7BD-04-20GDK/S	G1/4"X19	M20X1.5	12	14.5	39	19	24		DP-B04DK	
7BD-08-14GDK/S	G1/2"X14	M14X1.5	6	20	42.5	27	17		DP-B08DK	
7BD-08-16GDK/S	G1/2"X14	M16X1.5	8	20	43	27	19		DP-B08DK	
7BD-08-18GDK/S	G1/2"X14	M18X1.5	10	20	43.5	27	22		DP-B08DK	
7BD-08-20GDK/S	G1/2"X14	M20X1.5	12	20	45	27	24		DP-B08DK	

DIN 卡套式管接头 DIN BITE TYPE TUBE FITTINGS



**6C
6D**

**6C-LN
6D-LN**

**6C-RN
6D-RN**

**6C-LN/RN
6D-LN/RN**

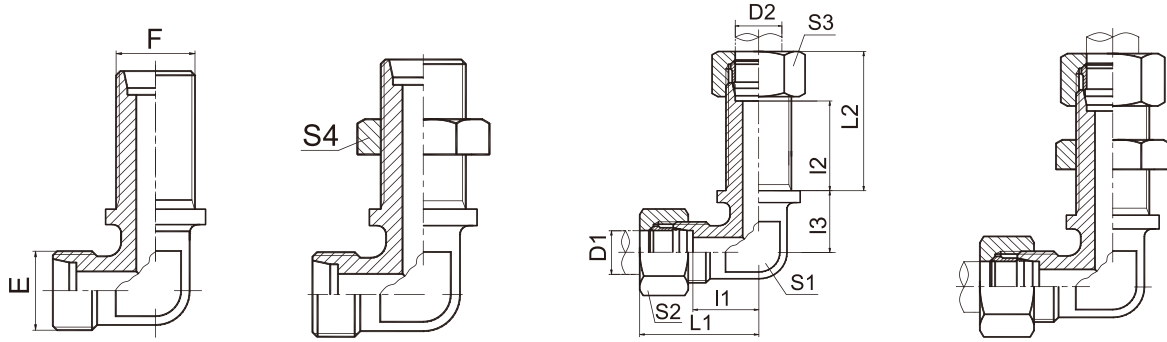
直通过板接头 STRAIGHT BULKHEAD FITTINGS

代号 PART NO.	螺纹 THREAD		管子外径 TUBE O.D.		尺寸 DIMENSIONS							压力等级 MPa
	E	F	D1	D2	I1	I2	L1	L2	S1	S2,S3	S4	
6C-12	M12X1.5	M12X1.5	6	6	7	27	22	42	17	14	17	31.5 轻系列 L
6C-14	M14X1.5	M14X1.5	8	8	8	27	23	42	19	17	19	
6C-16	M16X1.5	M16X1.5	10	10	10	28	25	43	22	19	22	
6C-18	M18X1.5	M18X1.5	12	12	10	29	25	44	24	22	24	
6C-22	M22X1.5	M22X1.5	15	15	12	31	27	46	27	27	30	
6C-26	M26X1.5	M26X1.5	18	18	13.5	32.5	30	49	32	32	36	
6C-30	M30X2	M30X2	22	22	16.5	34.5	33	51	36	36	41	16 轻系列 L
6C-36	M36X2	M36X2	28	28	18.5	35.5	35	52	41	41	46	
6C-45	M45X2	M45X2	35	35	18.5	36.5	40	58	50	50	55	
6C-52	M52X2	M52X2	42	42	19	36	42	59	60	60	65	
6D-14	M14X1.5	M14X1.5	6	6	12	29	27	44	19	17	19	63 重系列 S
6D-16	M16X1.5	M16X1.5	8	8	13	29	28	44	22	19	22	
6D-18	M18X1.5	M18X1.5	10	10	14.5	29.5	31	46	24	22	24	
6D-20	M20X1.5	M20X1.5	12	12	14.5	30.5	31	47	27	24	27	
6D-22	M22X1.5	M22X1.5	14	14	17	32	35	50	30	27	30	40 重系列 S
6D-24	M24X1.5	M24X1.5	16	16	16.5	31.5	35	50	32	30	32	
6D-30	M30X2	M30X2	20	20	17.5	33.5	39	55	41	36	41	
6D-36	M36X2	M36X2	25	25	20	35	44	59	46	46	46	
6D-42	M42X2	M42X2	30	30	21.5	37.5	48	64	50	50	50	31.5 重系列 S
6D-52	M52X2	M52X2	38	38	22	37	53	68	65	60	65	

注：如需带锁母订货，则请在代号后加“LN”，如6C-30LN；如需带卡套及卡套螺母订货，在代号后加“RN”，如6C-30RN；如需带锁母、卡套及卡套螺母订货，在代号后加“LN/RN”，如6C-30LN/RN。

Note: In case if you are interested to order the adapter with lock nut, please insert suffix "LN" after our part no. for example 6C-30LN, order the adapter with cutting ring and nut, insert suffix "RN" after part no., for example 6C-30RN, order the adapter with lock nut and cutting ring and nut, insert suffix "LN/RN" after part no., for example 6C-30LN/RN.

DIN 卡套式管接头 DIN BITE TYPE TUBE FITTINGS



6C9
6D9

6C9-LN
6D9-LN

6C9-RN
6D9-RN

6C9-LN/RN
6D9-LN/RN

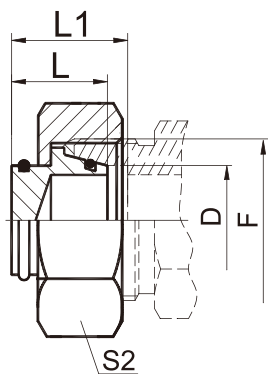
90° 弯曲过板接头
90° ELBOW BULKHEAD FITTINGS

代号 PART NO.	螺纹 THREAD		管子外径 TUBE O.D.		尺寸 DIMENSIONS								压力等级 MPa
	E	F	D1	D2	I1	I2	I3	L1	L2	S1	S2,S3	S4	
6C9-12	M12X1.5	M12X1.5	6	6	12	27	14	27	42	12	14	17	31.5 轻系列 L
6C9-14	M14X1.5	M14X1.5	8	8	14	27	17	29	42	12	17	19	
6C9-16	M16X1.5	M16X1.5	10	10	15	28	18	30	43	14	19	22	
6C9-18	M18X1.5	M18X1.5	12	12	17	29	20	32	44	17	22	24	
6C9-22	M22X1.5	M22X1.5	15	15	21	31	23	36	46	19	27	30	
6C9-26	M26X1.5	M26X1.5	18	18	23.5	32.5	24	40	49	24	32	36	
6C9-30	M30X2	M30X2	22	22	27.5	34.5	30	44	51	27	36	41	16 轻系列 L
6C9-36	M36X2	M36X2	28	28	30.5	35.5	34	47	52	36	41	46	
6C9-45	M45X2	M45X2	35	35	34.5	36.5	39	56	58	41	50	55	
6C9-52	M52X2	M52X2	42	42	40	36	43	63	59	50	60	65	
6D9-14	M14X1.5	M14X1.5	6	6	16	29	17	31	44	12	17	19	63 重系列 S
6D9-16	M16X1.5	M16X1.5	8	8	17	29	18	32	44	14	19	22	
6D9-18	M18X1.5	M18X1.5	10	10	17.5	29.5	20	34	46	17	22	24	
6D9-20	M20X1.5	M20X1.5	12	12	21.5	30.5	21	38	47	17	24	27	
6D9-22	M22X1.5	M22X1.5	14	14	22	32	23	40	50	19	27	30	
6D9-24	M24X1.5	M24X1.5	16	16	24.5	31.5	24	43	50	24	30	32	
6D9-30	M30X2	M30X2	20	20	26.5	33.5	30	48	55	27	36	41	40 重系列 S
6D9-36	M36X2	M36X2	25	25	30	35	34	54	59	36	46	46	
6D9-42	M42X2	M42X2	30	30	35.5	37.5	39	62	64	41	50	50	
6D9-52	M52X2	M52X2	38	38	41	37	43	72	68	50	60	65	

注：如需带锁母订货，则请在代号后加“LN”，如6C9-30LN；如需带卡套及卡套螺母订货，在代号后加“RN”，如6C9-30RN；如需带锁母、卡套及卡套螺母订货，在代号后加“LN/RN”，如6C9-30LN/RN。

Note: In case if you are interested to order the adapter with lock nut, please insert suffix "LN" after our part no. for example 6C9-30LN, order the adapter with cutting ring and nut, insert suffix "RN" after part no., for example 6C9-30RN, order the adapter with lock nut and cutting ring and nut, insert suffix "LN/RN" after part no., for example 6C9-30LN/RN.

DIN 卡套式管接头 DIN BITE TYPE TUBE FITTINGS

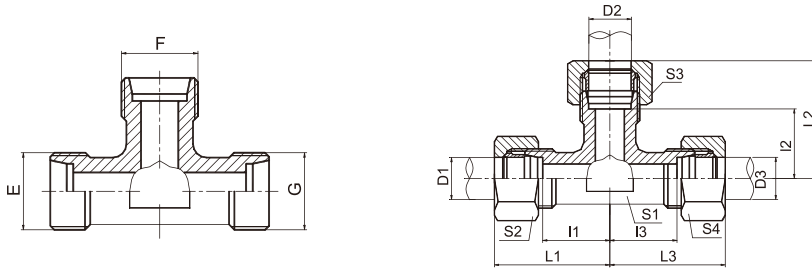


内螺纹堵头
FEMALE PLUG

9C
9D

代号 PART NO.	螺纹	管子外径	尺寸					压力等级 MPa
	THREAD	TUBE O.D.	D	L	L1	S2		
9C-12	M12X1.5	6		15.5	17.5	14	31.5 轻系列 L	
9C-14	M14X1.5	8		15.5	18	17		
9C-16	M16X1.5	10		16.5	18	19		
9C-18	M18X1.5	12		18	19.5	22		
9C-22	M22X1.5	15		19.5	20	27		
9C-26	M26X1.5	18		20	22	32		
9C-30	M30X2	22		21.5	22.5	36	16 轻系列 L	
9C-36	M36X2	28		22.5	24.5	41		
9C-45	M45X2	35		25	29	55		
9C-52	M52X2	42		27	31.5	60		
9D-14	M14X1.5	6		16	18	17	63 重系列 S	
9D-16	M16X1.5	8		16.5	18.5	19		
9D-18	M18X1.5	10		18	20	22		
9D-20	M20X1.5	12		18.5	20.5	24		
9D-22	M22X1.5	14		19	21.5	27		
9D-24	M24X1.5	16		18.5	21.5	30	40 重系列 S	
9D-30	M30X2	20		22.5	25	36		
9D-36	M36X2	25		23.5	28.5	46		
9D-42	M42X2	30		25.5	32	50		
9D-52	M52X2	38		26.5	36	60		31.5 重系列 S

DIN 卡套式管接头 DIN BITE TYPE TUBE FITTINGS


 三通接头
EQUAL TEES

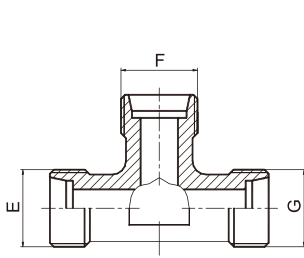
**AC
AD**
**AC-RN
AD-RN**

代号 PART NO.	螺纹 THREAD	管子外径 TUBE O.D.	尺寸 DIMENSIONS					压力等级 MPa
	E, F, G	D1, D2, D3	I1, I2, I3	L1, L2, L3	S1	S2, S3, S4		
AC-08	M8X1	4	11	21	9	10	10 特轻系列 LL	
AC-10	M10X1	5	9.5	21	9	12		
AC-10LL	M10X1	6	9.5	21	9	12		
AC-12LL	M12X1	8	11.5	23	12	14		
AC-12	M12X1.5	6	12	27	12	14	25 轻系列 L	
AC-14	M14X1.5	8	14	29	12	17		
AC-16	M16X1.5	10	15	30	14	19		
AC-18	M18X1.5	12	17	32	17	22		
AC-22	M22X1.5	15	21	36	19	27		
AC-26	M26X1.5	18	23.5	40	24	32	16 轻系列 L	
AC-30	M30X2	22	27.5	44	27	36		
AC-36	M36X2	28	30.5	47	36	41		
AC-45	M45X2	35	34.5	56	41	50		
AC-52	M52X2	42	40	63	50	60	63 重系列 S	
AD-14	M14X1.5	6	16	31	12	17		
AD-16	M16X1.5	8	17	32	14	19		
AD-18	M18X1.5	10	17.5	34	17	22		
AD-20	M20X1.5	12	21.5	38	17	24		
AD-22	M22X1.5	14	22	40	19	27	40 重系列 S	
AD-24	M24X1.5	16	24.5	43	24	30		
AD-30	M30X2	20	26.5	48	27	36		
AD-36	M36X2	25	30	54	36	46		
AD-42	M42X2	30	35.5	62	41	50	31.5重系列S	
AD-52	M52X2	38	41	72	50	60		

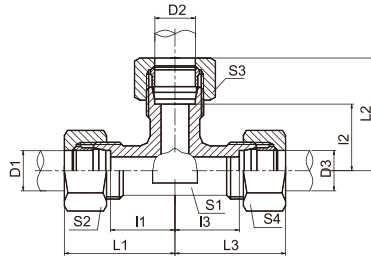
注：如需带卡套及卡套螺母整套订货，则请在代号后加“RN”，如AC-22RN。

Note: In case if you are interested to order the adapter in complete set with cutting ring and nut, it is necessary to insert suffix "RN" after our part no., for example AC-22RN.

DIN 卡套式管接头 DIN BITE TYPE TUBE FITTINGS



AC、AD



AC-RN、AD-RN

三通变径接头
TEE REDUCERS

代号 PART NO.	螺纹 THREAD			管子外径 TUBE O.D.			尺寸 DIMENSIONS								压力等级 MPa	
	E	F	G	D1	D2	D3	I1	I2	I3	L1	L2	L3	S1	S2		S3
AC-12-14-12	M12X1.5	M14X1.5	M12X1.5	6	8	6	14	14	14	29	29	29	14	14	17	14
AC-12-16-12	M12X1.5	M16X1.5	M12X1.5	6	10	6	15	15	15	30	30	30	14	14	19	14
AC-12-16-16	M12X1.5	M16X1.5	M16X1.5	6	10	10	15	15	15	30	30	30	14	14	19	19
AC-14-12-14	M14X1.5	M12X1.5	M14X1.5	8	6	8	14	14	14	29	29	29	14	17	14	17
AC-14-14-18	M14X1.5	M14X1.5	M18X1.5	8	8	12	17	17	17	32	32	32	17	17	17	22
AC-14-16-14	M14X1.5	M16X1.5	M14X1.5	8	10	8	15	15	15	30	30	30	14	17	19	17
AC-14-18-14	M14X1.5	M18X1.5	M14X1.5	8	12	8	17	17	17	32	32	32	17	17	22	17
AC-16-12-16	M16X1.5	M12X1.5	M16X1.5	10	6	10	15	15	15	30	30	30	14	19	14	19
AC-16-14-16	M16X1.5	M14X1.5	M16X1.5	10	8	10	15	15	15	30	30	30	14	19	17	19
AC-16-16-18	M16X1.5	M16X1.5	M18X1.5	10	10	12	17	17	17	32	32	32	17	19	19	22
AC-16-16-26	M16X1.5	M16X1.5	M26X1.5	10	10	18	24	24	24	39	39	40	24	19	19	32
AC-16-18-16	M16X1.5	M18X1.5	M16X1.5	10	12	10	17	17	17	32	32	32	17	19	22	19
AC-16-18-18	M16X1.5	M18X1.5	M18X1.5	10	12	12	17	17	17	32	32	32	17	19	22	22
AC-16-22-16	M16X1.5	M22X1.5	M16X1.5	10	15	10	21	21	21	36	36	36	19	19	27	19
AC-16-26-26	M16X1.5	M26X1.5	M26X1.5	10	18	18	24	24	24	39	40	40	24	19	32	32
AC-18-12-18	M18X1.5	M12X1.5	M18X1.5	12	6	12	17	17	17	32	32	32	17	22	14	22
AC-18-14-18	M18X1.5	M14X1.5	M18X1.5	12	8	12	17	17	17	32	32	32	17	22	17	22
AC-18-16-18	M18X1.5	M16X1.5	M18X1.5	12	10	12	17	17	17	32	32	32	17	22	19	22
AC-18-18-22	M18X1.5	M18X1.5	M22X1.5	12	12	15	21	21	21	36	36	36	19	22	22	27
AC-18-22-18	M18X1.5	M22X1.5	M18X1.5	12	15	12	21	21	21	36	36	36	19	22	27	22
AC-18-22-22	M18X1.5	M22X1.5	M22X1.5	12	15	15	21	21	21	36	36	36	19	22	27	27
AC-18-22-30	M18X1.5	M22X1.5	M30X2	12	15	22	28	28	28	43	43	44	27	22	27	36
AC-18-26-18	M18X1.5	M26X1.5	M18X1.5	12	18	12	24	24	24	39	40	39	24	22	32	22
AC-22-12-22	M22X1.5	M12X1.5	M22X1.5	15	6	15	21	21	21	36	36	36	19	27	14	27
AC-22-16-22	M22X1.5	M16X1.5	M22X1.5	15	10	15	21	21	21	36	36	36	19	27	19	27
AC-22-18-22	M22X1.5	M18X1.5	M22X1.5	15	12	15	21	21	21	36	36	36	19	27	22	27
AC-22-22-30	M22X1.5	M22X1.5	M30X2	15	15	22	28	28	28	43	43	44	27	27	27	36
AC-22-26-22	M22X1.5	M26X1.5	M22X1.5	15	18	15	24	24	24	39	40	39	24	27	32	27
AC-26-16-26	M26X1.5	M16X1.5	M26X1.5	18	10	18	23.5	24	23.5	40	39	40	24	32	19	32
AC-26-18-26	M26X1.5	M18X1.5	M26X1.5	18	12	18	23.5	24	23.5	40	39	40	24	32	22	32
AC-26-22-26	M26X1.5	M22X1.5	M26X1.5	18	15	18	24	24	24	40	39	40	24	32	27	32
AC-26-26-30	M26X1.5	M26X1.5	M30X2	18	18	22	27.5	27.5	27.5	44	44	44	27	32	32	36
AC-26-30-30	M26X1.5	M30X2	M30X2	18	22	22	27.5	27.5	27.5	44	44	44	27	32	36	36
AC-30-16-30	M30X2	M16X1.5	M30X2	22	10	22	27.5	28	27.5	44	43	44	27	36	19	36
AC-30-18-30	M30X2	M18X1.5	M30X2	22	12	22	27.5	28	27.5	44	43	44	27	36	22	36
AC-30-22-30	M30X2	M22X1.5	M30X2	22	15	22	27.5	28	27.5	44	43	44	27	36	27	36
AC-30-26-30	M30X2	M26X1.5	M30X2	22	18	22	27.5	27.5	27.5	44	44	44	27	36	32	36
AC-30-30-36	M30X2	M30X2	M36X2	22	22	28	30.5	30.5	30.5	47	47	47	36	36	36	41
AC-36-16-36	M36X2	M16X1.5	M36X2	28	10	28	30.5	31	30.5	47	46	47	36	41	19	41
AC-36-18-36	M36X2	M18X1.5	M36X2	28	12	28	30.5	31	30.5	47	46	47	36	41	22	41
AC-36-22-36	M36X2	M22X1.5	M36X2	28	15	28	30.5	31	30.5	47	46	47	36	41	27	41
AC-36-26-36	M36X2	M26X1.5	M36X2	28	18	28	30.5	30.5	30.5	47	47	47	36	41	32	41
AC-36-30-36	M36X2	M30X2	M36X2	28	22	28	30.5	30.5	30.5	47	47	47	36	41	36	41
AD-16-16-20	M16X1.5	M16X1.5	M20X1.5	8	8	12	22	22	22	37	37	38	17	19	19	24
AD-18-14-18	M18X1.5	M14X1.5	M18X1.5	10	6	10	17.5	18	17.5	34	33	34	17	22	17	22
AD-20-16-20	M20X1.5	M16X1.5	M20X1.5	12	8	12	21.5	22	21.5	38	37	38	17	24	19	24
AD-20-18-20	M20X1.5	M18X1.5	M20X1.5	12	10	12	21.5	21.5	21.5	38	38	38	17	24	22	24
AD-20-20-30	M20X1.5	M20X1.5	M30X2	12	12	20	26.5	26.5	29.5	46	46	48	27	24	24	36
AD-20-24-20	M20X1.5	M24X1.5	M20X1.5	12	16	12	25.5	24.5	25.5	42	43	42	24	24	30	24
AD-20-30-20	M20X1.5	M30X2	M20X1.5	12	20	12	26.5	29.5	26.5	46	48	46	27	24	36	24
AD-20-30-30	M20X1.5	M30X2	M30X2	12	20	20	26.5	29.5	29.5	46	48	48	27	24	36	36
AD-24-14-24	M24X1.5	M14X1.5	M24X1.5	16	6	16	24.5	26	24.5	43	41	43	24	30	17	30
AD-24-16-24	M24X1.5	M16X1.5	M24X1.5	16	8	16	24.5	26	24.5	43	41	43	24	30	19	30
AD-24-18-24	M24X1.5	M18X1.5	M24X1.5	16	10	16	24.5	25.5	24.5	43	42	43	24	30	22	30
AD-24-20-24	M24X1.5	M20X1.5	M24X1.5	16	12	16	24.5	25.5	24.5	43	42	43	24	30	24	30
AD-24-30-24	M24X1.5	M30X2	M24X1.5	16	20	16	28.5	26.5	28.5	47	48	47	27	30	36	30
AD-30-18-30	M30X2	M18X1.5	M30X2	20	10	20	26.5	29.5	26.5	48	46	48	27	36	22	36
AD-30-20-30	M30X2	M20X1.5	M30X2	20	12	20	26.5	29.5	26.5	48	46	48	27	36	24	36
AD-30-24-30	M30X2	M24X1.5	M30X2	20	16	20	26.5	28.5	26.5	48	47	48	27	36	30	36
AD-30-36-30	M30X2	M36X2	M30X2	20	25	20	31.5	30	31.5	53	54	53	36	36	46	36
AD-36-24-36	M36X2	M24X1.5	M36X2	25	16	25	30	33.5	30	54	52	54	36	46	30	46
AD-36-30-36	M36X2	M30X2	M36X2	25	20	25	30	31.5	30	54	53	54	36	46	36	46
AD-36-42-36	M36X2	M42X2	M36X2	25	30	25	37	35.5	37	61	62	61	41	46	50	46

25
轻系列
L

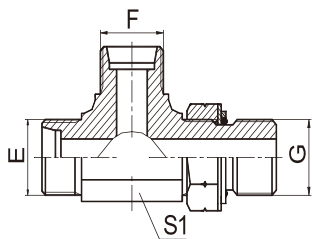
16
轻系列
L

63
重系列
S

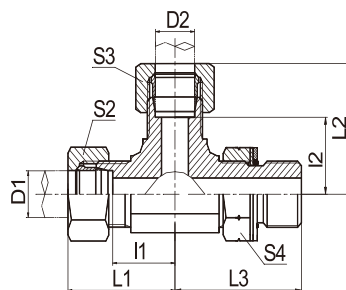
40
重系列
S

注：如需带卡套及卡套螺母整套订货，请在代号后加“RN”，如AC-26-26-30RN。
Note: In case if you are interested to order the adapter in complete set with cutting ring and nut, it is necessary to insert suffix "RN" after our part no., for example AC-26-26-30RN.

DIN 卡套式管接头 DIN BITE TYPE TUBE FITTINGS



ACCG-OG
ADDG-OG



ACCG-OG/RN
ADDG-OG/RN

三通右端英管螺纹可调向 O 型圈密封
BARREL TEE BSP THREAD ADJUSTABLE
STUD ENDS WITH O-RING SEALING

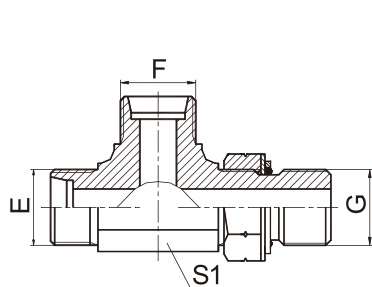
代号 PART NO.	螺纹 THREAD		管子外径 TUBE O.D. D1,D2	尺寸 DIMENSIONS						压力等级 MPa
	E,F	G		I1,I2	L1,L2	L3	S1	S2,S3	S4	
ACCG-12-12-02OG	M12X1.5	G1/8"X28	6	13	28	26.2	11	14	14	31.5 轻系列 L
ACCG-14-14-04OG	M14X1.5	G1/4"X19	8	15.5	30.5	31.3	14	17	19	
ACCG-16-16-04OG	M16X1.5	G1/4"X19	10	17.5	32.5	32.5	16	19	19	
ACCG-18-18-06OG	M18X1.5	G3/8"X19	12	19	34	36.8	19	22	22	
ACCG-22-22-08OG	M22X1.5	G1/2"X14	15	22	37	43.2	22	27	27	
ACCG-26-26-08OG	M26X1.5	G1/2"X14	18	25.5	42	46.5	27	32	27	
ACCG-30-30-12OG	M30X2	G3/4"X14	22	29.3	45.8	52	30	36	32	16 轻系列 L
ACCG-36-36-16OG	M36X2	G1"X11	28	33.3	49.8	56	36	41	41	
ACCG-45-45-20OG	M45X2	G1.1/4"X11	35	39.2	60.7	63	48	50	50	
ADDG-14-14-04OG	M14X1.5	G1/4"X19	6	17.5	32.5	31.3	14	17	19	63 重系列 S
ADDG-16-16-04OG	M16X1.5	G1/4"X19	8	18.7	33.7	32.5	16	19	19	
ADDG-18-18-06OG	M18X1.5	G3/8"X19	10	19.5	36	36.8	19	22	22	
ADDG-20-20-06OG	M20X1.5	G3/8"X19	12	19.5	36	36.8	19	24	22	
ADDG-22-22-08OG	M22X1.5	G1/2"X14	14	23	41	43.2	22	27	27	
ADDG-24-24-08OG	M24X1.5	G1/2"X14	16	24	42.5	44	24	30	27	40 重系列 S
ADDG-30-30-12OG	M30X2	G3/4"X14	20	28.3	49.8	52	30	36	32	
ADDG-36-36-16OG	M36X2	G1"X11	25	32.8	56.8	56	36	46	41	
ADDG-42-42-20OG	M42X2	G1.1/4"X11	30	36.2	62.7	58	41	50	50	

注：如需带卡套及卡套螺母,订货时请在代号后加“RN”,如ACCG-18-18-06OG/RN。

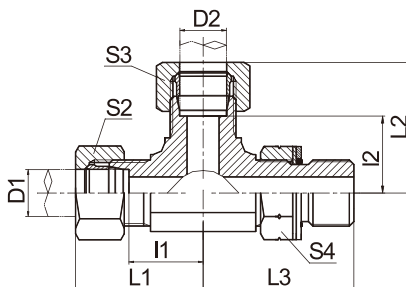
Note: In case if you are interested to order the adapter in complete set with cutting ring and

nut ,it is necessary to insert suffix "RN" after our Part No., for example ACCG-18-18-06OG/RN.

DIN 卡套式管接头 DIN BITE TYPE TUBE FITTINGS



**ACCH-OG
ADDH-OG**



**ACCH-OG/RN
ADDH-OG/RN**

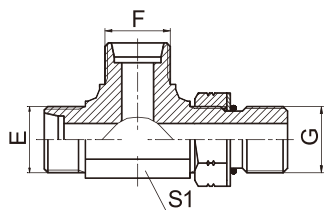
三通公制外螺纹 24° 锥 / 公制外螺纹可调向柱端 ISO 6149-2
METRIC MALE 24° CONE / METRIC MALE
ADJUSTABLE STUD END ISO 6149-2
RUN TEE

代号 PART NO.	螺纹 THREAD		管子外径 D1,D2 TUBE O.D.	O 形 圈 O RING	尺寸 DIMENSIONS						压力等级 MPa
	E,F	G			I1,I2	L1,L2	L3	S1	S2,S3	S4	
ACCH-12-12-10OG	M12X1.5	M10X1	6	O08.1X1.6	13	28	26.5	11	14	14	31.5 轻系列 L
ACCH-14-14-12OG	M14X1.5	M12X1.5	8	O09.3X2.4	15.5	30.5	32	14	17	17	
ACCH-16-16-14OG	M16X1.5	M14X1.5	10	O11.3X2.4	17.5	32.5	34	16	19	19	
ACCH-18-18-16OG	M18X1.5	M16X1.5	12	O13.3X2.4	19	34	36	19	22	22	
ACCH-22-22-18OG	M22X1.5	M18X1.5	15	O15.3X2.4	22	37	39.5	22	27	24	
ACCH-26-26-22OG	M26X1.5	M22X1.5	18	O19.3X2.4	25.5	42	43.5	27	32	27	
ACCH-30-30-27OG	M30X2	M27X2	22	O23.5X3.0	29.3	45.8	50	30	36	32	16 轻系列
ACCH-36-36-33OG	M36X2	M33X2	28	O29.2X3.0	33.3	49.8	54	36	41	41	
ADDH-14-14-12OG	M14X1.5	M12X1.5	6	O09.3X2.4	17.5	32.5	32	14	17	17	63 重系列 S
ADDH-16-16-14OG	M16X1.5	M14X1.5	8	O11.3X2.4	18.7	33.7	34	16	19	19	
ADDH-18-18-16OG	M18X1.5	M16X1.5	10	O13.3X2.4	19.5	36	36	19	22	22	
ADDH-20-20-18OG	M20X1.5	M18X1.5	12	O15.3X2.4	19.5	36	37	19	24	24	
ADDH-24-24-22OG	M24X1.5	M22X1.5	16	O19.3X2.4	24	42	37.5	24	30	27	
ADDH-30-30-27OG	M30X2	M27X2	20	O23.5X3.0	28.3	49.8	50	30	36	32	40 重系列 S
ADDH-36-36-33OG	M36X2	M33X2	25	O29.2X3.0	32.8	56.8	54	36	46	41	
ADDH-42-42-42OG	M42X2	M42X2	30	O38.5X3.0	36.2	62.7	57.2	41	50	50	

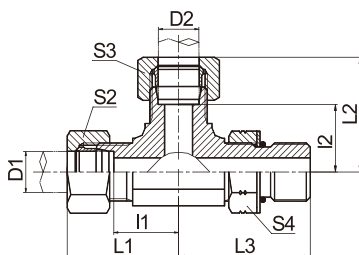
注：1 如需带卡套及卡套螺母整套订货，则请在代号后加“RN”，如ACCH-30-30-27OG/RN。 2 G端与ISO 9974-1油口相配，去掉挡圈则与ISO 6149-1油口相配。

Note: 1 In case if you are interested to order the adapter in complete set with cutting ring and nut ,it is necessary to insert suffix "RN" after our part no., for example ACCH-30-30-27OG/RN. 2 G end is connected with ISO 9974-1 port and connected with ISO 6149-1 port without retaining ring.

DIN 卡套式管接头 DIN BITE TYPE TUBE FITTINGS



ACCO-OG
ADDO-OG



ACCO-OG/RN
ADDO-OG/RN

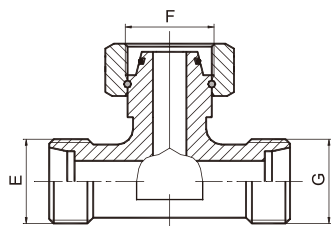
三通右端美制螺纹可调向 O 型圈密封
 BARREL TEE UN、UNF THREAD ADJUSTABLE
 STUD ENDS WITH O-RING SEALING

代号 PART NO.	螺纹 THREAD		管子外径 TUBE O.D. D1, D2	尺寸 DIMENSIONS						压力等级 MPa
	E, F	G		I1, I2	L1, L2	L3	S1	S2, S3	S4	
ACCO-12-12-04OG	M12X1.5	7/16"X20	6	13	28	27.2	11	14	17	31.5 轻系列 L
ACCO-14-14-06OG	M14X1.5	9/16"X18	8	15.5	30.5	31.8	14	17	19	
ACCO-16-16-06OG	M16X1.5	9/16"X18	10	17.5	32.5	33.3	16	19	19	
ACCO-18-18-08OG	M18X1.5	3/4"X16	12	19	34	37.5	19	22	24	
ACCO-22-22-10OG	M22X1.5	7/8"X14	15	22	37	44	22	27	27	
ACCO-26-26-12OG	M26X1.5	1.1/16"X12	18	25.5	42	51	27	32	32	
ACCO-30-30-12OG	M30X2	1.1/16"X12	22	29.3	45.8	53.5	30	36	32	16 轻系列 L
ACCO-36-36-16OG	M36X2	1.5/16"X12	28	33.3	49.8	57.5	36	41	41	
ACCO-45-45-20OG	M45X2	1.5/8"X12	35	39.2	60.7	63	48	50	50	
ADDO-14-14-04OG	M14X1.5	7/16"X20	6	17.5	32.5	30	14	17	17	63 重系列 S
ADDO-16-16-06OG	M16X1.5	9/16"X18	8	18.7	33.7	33.3	16	19	19	
ADDO-18-18-06OG	M18X1.5	9/16"X18	10	19.5	36	33.5	19	22	19	
ADDO-20-20-08OG	M20X1.5	3/4"X16	12	19.5	36	37.5	19	24	24	
ADDO-22-22-10OG	M22X1.5	7/8"X14	14	23	41	44	22	27	27	
ADDO-24-24-10OG	M24X1.5	7/8"X14	16	24	42.5	46.5	24	30	27	40 重系列 S
ADDO-30-30-12OG	M30X2	1.1/16"X12	20	28.3	49.8	53.5	30	36	32	
ADDO-36-36-16OG	M36X2	1.5/16"X12	25	32.8	56.8	57.5	36	46	41	
ADDO-42-42-20OG	M42X2	1.5/8"X12	30	36.2	62.7	59.5	41	50	50	

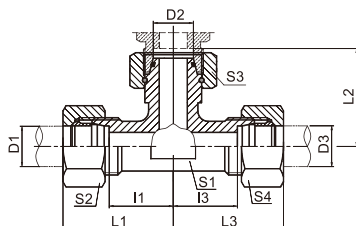
注：如需带卡套及卡套螺母整套订货，则请在代号后加“RN”，如 ACCO-30-30-12OG/RN。

Note: In case if you are interested to order the adapter in complete set with cutting ring and nut, it is necessary to insert suffix "RN" after our part no., for example ACCO-30-30-12OG/RN.

DIN 卡套式管接头 DIN BITE TYPE TUBE FITTINGS



BC
BD



BC-RN
BD-RN

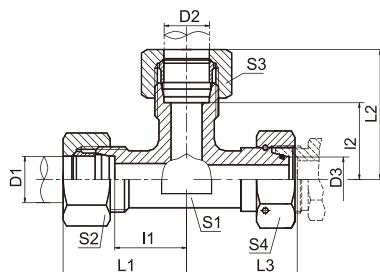
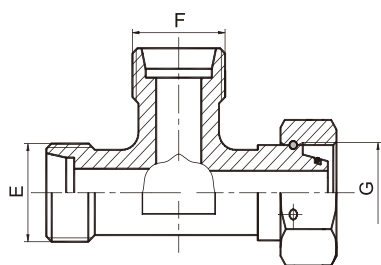
中间端内螺纹三通接头
BRANCH TEE FITTINGS
WITH SWIVEL NUT

代号 PART NO.	螺纹 THREAD		管子外径 TUBE O.D.		尺寸 DIMENSIONS						压力等级 MPa
	E,G	F	D1,D3	D2	I1,I3	L1,L3	L2	S1	S2,S4	S3	
BC-12	M12X1.5	M12X1.5	6	6	12	27	26	12	14	14	31.5 轻系列 L
BC-14	M14X1.5	M14X1.5	8	8	14	29	27.5	12	17	17	
BC-16	M16X1.5	M16X1.5	10	10	15	30	29	14	19	19	
BC-18	M18X1.5	M18X1.5	12	12	17	32	29.5	17	22	22	
BC-22	M22X1.5	M22X1.5	15	15	21	36	32.5	19	27	27	
BC-26	M26X1.5	M26X1.5	18	18	23.5	40	35.5	24	32	32	
BC-30	M30X2	M30X2	22	22	27.5	44	38.5	27	36	36	16 轻系列 L
BC-36	M36X2	M36X2	28	28	30.5	47	41.5	36	41	41	
BC-45	M45X2	M45X2	35	35	34.5	56	51	41	50	50	
BC-52	M52X2	M52X2	42	42	40	63	56	50	60	60	
BD-14	M14X1.5	M14X1.5	6	6	16	31	27	12	17	17	63 重系列 S
BD-16	M16X1.5	M16X1.5	8	8	17	32	27.5	14	19	19	
BD-18	M18X1.5	M18X1.5	10	10	17.5	34	30	17	22	22	
BD-20	M20X1.5	M20X1.5	12	12	21.5	38	31	17	24	24	
BD-22	M22X1.5	M22X1.5	14	14	22	40	35	19	27	27	
BD-24	M24X1.5	M24X1.5	16	16	24.5	43	36.5	24	30	30	40 重系列 S
BD-30	M30X2	M30X2	20	20	26.5	48	44.5	27	36	36	
BD-36	M36X2	M36X2	25	25	30	54	50	36	46	46	
BD-42	M42X2	M42X2	30	30	35.5	62	55	41	50	50	
BD-52	M52X2	M52X2	38	38	41	72	63	50	60	60	31.5 重系列 S

注：如需带卡套及卡套螺母整套订货，则请在代号后加“RN”，如 BC-30RN。

Note: In case if you are interested to order the adapter in complete set with cutting ring and nut ,it is necessary to insert suffix "RN" after our part no., for example BC-30RN.

DIN 卡套式管接头 DIN BITE TYPE TUBE FITTINGS



右端内螺纹三通接头
BARREL TEE FITTINGS
WITH SWIVEL NUT

CC
CD

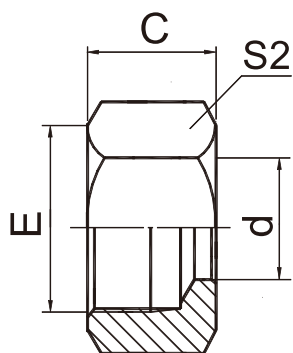
CC-RN
CD-RN

代号 PART NO.	螺纹 THREAD		管子外径 TUBE O.D.		尺寸 DIMENSIONS						压力等级 MPa
	E,F	G	D1,D2	D3	I1,I2	L1,L2	L3	S1	S2,S3	S4	
CC-12	M12X1.5	M12X1.5	6	6	12	27	26	12	14	14	31.5 轻系列 L
CC-14	M14X1.5	M14X1.5	8	8	14	29	27.5	12	17	17	
CC-16	M16X1.5	M16X1.5	10	10	15	30	29	14	19	19	
CC-18	M18X1.5	M18X1.5	12	12	17	32	29.5	17	22	22	
CC-22	M22X1.5	M22X1.5	15	15	21	36	32.5	19	27	27	
CC-26	M26X1.5	M26X1.5	18	18	23.5	40	35.5	24	32	32	
CC-30	M30X2	M30X2	22	22	27.5	44	38.5	27	36	36	16 轻系列 L
CC-36	M36X2	M36X2	28	28	30.5	47	41.5	36	41	41	
CC-45	M45X2	M45X2	35	35	34.5	56	51	41	50	50	
CC-52	M52X2	M52X2	42	42	40	63	56	50	60	60	
CD-14	M14X1.5	M14X1.5	6	6	16	31	27	12	17	17	63 重系列 S
CD-16	M16X1.5	M16X1.5	8	8	17	32	27.5	14	19	19	
CD-18	M18X1.5	M18X1.5	10	10	17.5	34	30	17	22	22	
CD-20	M20X1.5	M20X1.5	12	12	21.5	38	31	17	24	24	
CD-22	M22X1.5	M22X1.5	14	14	22	40	35	19	27	27	
CD-24	M24X1.5	M24X1.5	16	16	24.5	43	36.5	24	30	30	40 重系列 S
CD-30	M30X2	M30X2	20	20	26.5	48	44.5	27	36	36	
CD-36	M36X2	M36X2	25	25	30	54	50	36	46	46	
CD-42	M42X2	M42X2	30	30	35.5	62	55	41	50	50	
CD-52	M52X2	M52X2	38	38	41	72	63	50	60	60	31.5 重系列 S

注：如需带卡套及卡套螺母整套订货，则请在代号后加“RN”，如CC-30RN。

Note: In case if you are interested to order the adapter in complete set with cutting ring and nut ,it is necessary to insert suffix "RN" after our part no., for example CC-30RN.

DIN 卡套式管接头 DIN BITE TYPE TUBE FITTINGS

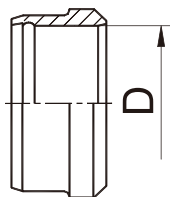


NL
NS

卡套螺母
RETAINING NUTS

代号 PART NO.	螺纹 THREAD		管子外径 TUBE O.D.	尺寸 DIMENSIONS						压力等级 MPa
	E			C	d	S2				
NL-12	M12X1.5		6	14.5	6	14				轻系列 L
NL-14	M14X1.5		8	14.5	8	17				
NL-16	M16X1.5		10	15.5	10	19				
NL-18	M18X1.5		12	15.5	12	22				
NL-22	M22X1.5		15	17	15	27				
NL-26	M26X1.5		18	18	18	32				
NL-30	M30X2		22	20	22	36				
NL-30D	M30X1.5		22	19	22	36				
NL-36	M36X2		28	21	28	41				
NL-36D	M36X1.5		28	21	28	41				
NL-45	M45X2		35	24	35	50				
NL-45D	M45X1.5		35	25	35	50				
NL-52	M52X2		42	24	42	60				
NS-14	M14X1.5		6	16.5	6	17				重系列 S
NS-16	M16X1.5		8	16.5	8	19				
NS-18	M18X1.5		10	17.5	10	22				
NS-20	M20X1.5		12	17.5	12	24				
NS-22	M22X1.5		14	20.5	14	27				
NS-24	M24X1.5		16	20.5	16	30				
NS-30	M30X2		20	24	20	36				
NS-36	M36X2		25	27	25	46				
NS-42	M42X2		30	29	30	50				
NS-52	M52X2		38	32.5	38	60				

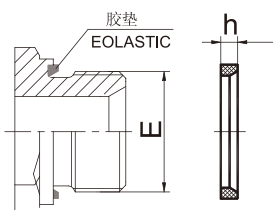
DIN 卡套式管接头 DIN BITE TYPE TUBE FITTINGS



**RL
RS**

卡套
CUTTING RING

代号 PART NO.	管子外径 D TUBE O.D.		尺寸 DIMENSIONS				备注
RL-06		6	与重系列相应规格一致				轻系 L 列
RL-08		8					
RL-10		10					
RL-12		12					
RL-15		15					
RL-18		18					
RL-22		22					
RL-28		28					
RL-35		35					
RL-42		42					
RS-06		6					重系 S 列
RS-08		8					
RS-10		10					
RS-12		12					
RS-14		14					
RS-16		16					
RS-20		20					
RS-25		25					
RS-30		30					
RS-38		38					

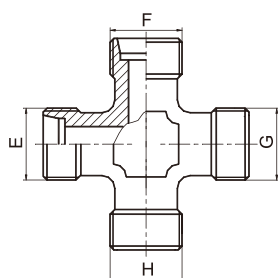


WD

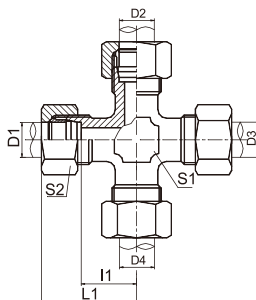
胶垫
CAPTIVE SEAL

代号 PART NO.	螺纹 E THREAD		尺寸 DIMENSIONS				
	公制 METRIC	英管 BSP		h			
WD-B02	M10X1	G1/8"X28		1			
WD-M12	M12X1.5			1.5			
WD-B04	M14X1.5	G1/4"X19		1.5			
WD-M16	M16X1.5			1.5			
WD-B06		G3/8"X19		1.5			
WD-M18	M18X1.5			1.5			
WD-M20	M20X1.5			1.5			
WD-B08		G1/2"X14		1.5			
WD-M22	M22X1.5			1.5			
WD-B12	M26X1.5	G3/4"X14		1.5			
	M27X2						
WD-B16	M33X2	G1"X11		2			
WD-B20	M42X2	G1.1/4"X11		2			
WD-B24	M48X2	G1.1/2"X11		2			

DIN 卡套式管接头 DIN BITE TYPE TUBE FITTINGS



XC
XD



XC-RN
XD-RN

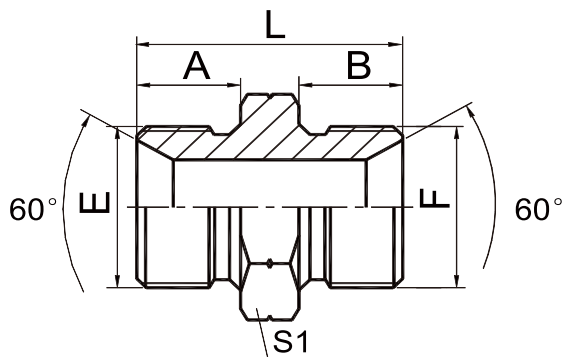
四通接头
CROSS FITTINGS

代号 PART NO.	螺纹 THREAD		管子外径 TUBE O.D.		尺寸 DIMENSIONS				压力等级 MPa
	E,F,G,H		D1,D2,D3,D4		l1	L1	S1	S2	
XC-12	M12X1.5		6		12	27	12	14	31.5 轻系列 L
XC-14	M14X1.5		8		14	29	12	17	
XC-16	M16X1.5		10		15	30	14	19	
XC-18	M18X1.5		12		17	32	17	22	
XC-22	M22X1.5		15		21	36	19	27	
XC-26	M26X1.5		18		23.5	40	24	32	
XC-30	M30X2		22		27.5	44	27	36	16 轻系列 L
XC-36	M36X2		28		30.5	47	36	41	
XC-45	M45X2		35		34.5	56	41	50	
XC-52	M52X2		42		40	63	50	60	
XD-14	M14X1.5		6		16	31	12	17	63 重系列 S
XD-16	M16X1.5		8		17	32	14	19	
XD-18	M18X1.5		10		17.5	34	17	22	
XD-20	M20X1.5		12		21.5	38	17	24	
XD-22	M22X1.5		14		22	40	19	27	
XD-24	M24X1.5		16		24.5	43	24	30	40 重系列 S
XD-30	M30X2		20		26.5	48	27	36	
XD-36	M36X2		25		30	54	36	46	
XD-42	M42X2		30		35.5	62	41	50	
XD-52	M52X2		38		41	72	50	60	31.5重系列S

注：如需带卡套及卡套螺母整套订货，则请在代号后加“RN”，如XC-30RN。

Note: In case if you are interested to order the adapter in complete set with cutting ring and nut ,it is necessary to insert suffix "RN" after our part no., for example XC-30RN.

英管螺纹60°锥面密封 BSPP 60°CONE SEAL

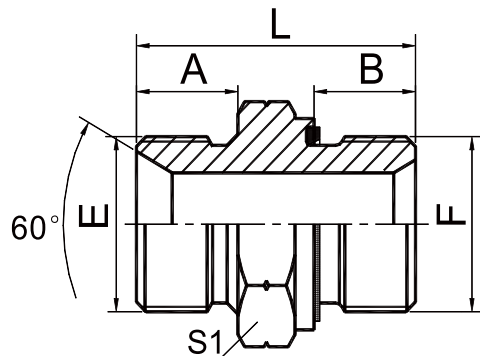

1B

英管外螺纹60°内锥或六角端面用组合垫密封

 BSP MALE DOUBLE USE FOR 60°
CONE SEAT OR BONDED SEAL

代号 PART NO.	螺纹 THREAD		尺寸 DIMENSIONS			
	E	F	A	B	L	S1
1B-02	G1/8"X28	G1/8"X28	10	10	26	14
1B-02-04	G1/8"X28	G1/4"X19	10	12	28	19
1B-02-06	G1/8"X28	G3/8"X19	10	13.5	31.5	22
1B-02-08	G1/8"X28	G1/2"X14	10	16	36	27
1B-04	G1/4"X19	G1/4"X19	12	12	30	19
1B-04-06	G1/4"X19	G3/8"X19	12	13.5	33.5	22
1B-04-08	G1/4"X19	G1/2"X14	12	16	38	27
1B-04-10	G1/4"X19	G5/8"X14	12	17.5	39.5	30
1B-06	G3/8"X19	G3/8"X19	13.5	13.5	35	22
1B-06-08	G3/8"X19	G1/2"X14	13.5	16	39.5	27
1B-06-10	G3/8"X19	G5/8"X14	13.5	17.5	42	30
1B-06-12	G3/8"X19	G3/4"X14	13.5	18.5	43	32
1B-08	G1/2"X14	G1/2"X14	16	16	42	27
1B-08-10	G1/2"X14	G5/8"X14	16	17.5	43.5	30
1B-08-12	G1/2"X14	G3/4"X14	16	18.5	45.5	32
1B-10	G5/8"X14	G5/8"X14	17.5	17.5	45	30
1B-10-12	G5/8"X14	G3/4"X14	17.5	18.5	47	32
1B-10-16	G5/8"X14	G1"X11	17.5	20.5	51.5	41
1B-12	G3/4"X14	G3/4"X14	18.5	18.5	48	32
1B-12-16	G3/4"X14	G1"X11	18.5	20.5	52.5	41
1B-12-20	G3/4"X14	G1.1/4"X11	18.5	20.5	56	50
1B-16	G1"X11	G1"X11	20.5	20.5	54	41
1B-16-20	G1"X11	G1.1/4"X11	20.5	20.5	58	50
1B-16-24	G1"X11	G1.1/2"X11	20.5	23	60.5	55
1B-20	G1.1/4"X11	G1.1/4"X11	20.5	20.5	58	50
1B-20-24	G1.1/4"X11	G1.1/2"X11	20.5	23	60.5	55
1B-24	G1.1/2"X11	G1.1/2"X11	23	23	63	55
1B-24-32	G1.1/2"X11	G2"X11	23	25.5	66.5	70
1B-32	G2"X11	G2"X11	25.5	25.5	68	70
1B-40	G2.1/2"X11	G2.1/2"X11	32	32	81	90
1B-48	G3"X11	G3"X11	36	36	92	100

英管螺纹60°锥面密封 BSPP 60°CONE SEAL



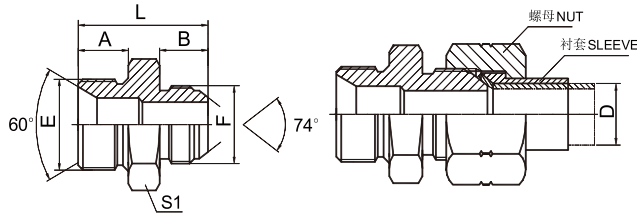
1B-WD

英管外螺纹60° 内锥或六角端面用组合垫密封 /
英管外螺纹胶垫密封

BSP MALE DOUBLE USE FOR 60° CONE SEAT OR
BONDED SEAL / BSP MALE CAPTIVE SEAL

代号 PART NO.	螺纹 THREAD		胶 垫 CAPTIVE		尺寸 DIMENSIONS			
	E	F		F端	A	B	L	S1
1B-04WD	G1/4"X19	G1/4"X19		WD-B04	12	12	32	19
1B-04-06WD	G1/4"X19	G3/8"X19		WD-B06	12	12	34.5	22
1B-04-08WD	G1/4"X19	G1/2"X14		WD-B08	12	14	39	27
1B-06WD	G3/8"X19	G3/8"X19		WD-B06	13.5	12	34	22
1B-06-08WD	G3/8"X19	G1/2"X14		WD-B08	13.5	14	40.5	27
1B-08WD	G1/2"X14	G1/2"X14		WD-B08	16	14	43	27
1B-08-12WD	G1/2"X14	G3/4"X14		WD-B12	16	16	46	32
1B-12WD	G3/4"X14	G3/4"X14		WD-B12	18.5	16	46.5	32
1B-12-16WD	G3/4"X14	G1"X11		WD-B16	18.5	18	52.5	41
1B-16WD	G1"X11	G1"X11		WD-B16	20.5	18	54.5	41
1B-16-20WD	G1"X11	G1.1/4"X11		WD-B20	20.5	20	58.5	50
1B-20WD	G1.1/4"X11	G1.1/4"X11		WD-B20	20.5	20	58.5	50

英管螺纹60°锥面密封 BSPP 60° CONE SEAL



1BJ

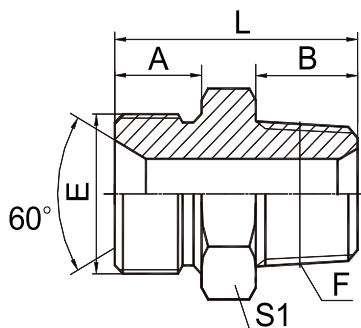
英管外螺纹60°内锥或六角端面用组合垫密封 /
美制JIC外螺纹74°外锥

BSP MALE DOUBLE USE FOR 60° CONE SEAT
OR BONDED SEAL / JIC MALE 74° CONE

代号 PART NO.	螺 纹 THREAD		尺 寸 DIMENSIONS				
	E	F	A	B	L	S1	
1BJ-02-04	G1/8"X28	7/16"X20	10	14	30	14	
1BJ-02-05	G1/8"X28	1/2"X20	10	14	30	14	
1BJ-02-06	G1/8"X28	9/16"X18	10	14.1	30	17	
1BJ-04	G1/4"X19	7/16"X20	12	14	32	19	
1BJ-04-05	G1/4"X19	1/2"X20	12	14	32	19	
1BJ-04-06	G1/4"X19	9/16"X18	12	14.1	32	19	
1BJ-04-08	G1/4"X19	3/4"X16	12	16.7	36.5	22	
1BJ-04-10	G1/4"X19	7/8"X14	12	19.3	39	24	
1BJ-06	G3/8"X19	9/16"X18	13.5	14.1	35.5	22	
1BJ-06-04	G3/8"X19	7/16"X20	13.5	14	35.5	22	
1BJ-06-05	G3/8"X19	1/2"X20	13.5	14	35.5	22	
1BJ-06-08	G3/8"X19	3/4"X16	13.5	16.7	38.5	22	
1BJ-06-10	G3/8"X19	7/8"X14	13.5	19.3	41	24	
1BJ-06-12	G3/8"X19	1.1/16"X12	13.5	21.9	45	30	
1BJ-08	G1/2"X14	3/4"X16	16	16.7	43	27	
1BJ-08-04	G1/2"X14	7/16"X20	16	14	40	27	
1BJ-08-05	G1/2"X14	1/2"X20	16	14	40	27	
1BJ-08-06	G1/2"X14	9/16"X18	16	14.1	40	27	
1BJ-08-10	G1/2"X14	7/8"X14	16	19.3	45.5	27	
1BJ-08-12	G1/2"X14	1.1/16"X12	16	21.9	48	30	
1BJ-08-14	G1/2"X14	1.3/16"X12	16	22.6	49.5	32	
1BJ-08-16	G1/2"X14	1.5/16"X12	16	23.1	50	36	
1BJ-10	G5/8"X14	7/8"X14	17.5	19.3	47	30	
1BJ-10-08	G5/8"X14	3/4"X16	17.5	16.7	44	30	
1BJ-10-12	G5/8"X14	1.1/16"X12	17.5	21.9	49.5	30	
1BJ-10-16	G5/8"X14	1.5/16"X12	17.5	23.1	51.5	36	
1BJ-12	G3/4"X14	1.1/16"X12	18.5	21.9	51.5	32	
1BJ-12-06	G3/4"X14	9/16"X18	18.5	14.1	43.5	32	
1BJ-12-08	G3/4"X14	3/4"X16	18.5	16.7	46.5	32	
1BJ-12-10	G3/4"X14	7/8"X14	18.5	19.3	49	32	
1BJ-12-14	G3/4"X14	1.3/16"X12	18.5	22.6	52	32	
1BJ-12-16	G3/4"X14	1.5/16"X12	18.5	23.1	52.5	34	
1BJ-12-20	G3/4"X14	1.5/8"X12	18.5	24.3	55.5	46	
1BJ-16	G1"X11	1.5/16"X12	20.5	23.1	57	41	
1BJ-16-08	G1"X11	3/4"X16	20.5	16.7	50	41	
1BJ-16-10	G1"X11	7/8"X14	20.5	19.3	53	41	
1BJ-16-12	G1"X11	1.1/16"X12	20.5	21.9	55.5	41	
1BJ-16-14	G1"X11	1.3/16"X12	20.5	22.6	56	41	
1BJ-16-20	G1"X11	1.5/8"X12	20.5	24.3	58	46	
1BJ-20	G1.1/4"X11	1.5/8"X12	20.5	24.3	62	50	
1BJ-20-12	G1.1/4"X11	1.1/16"X12	20.5	21.9	57.5	50	
1BJ-20-16	G1.1/4"X11	1.5/16"X12	20.5	23.1	60.5	50	
1BJ-20-24	G1.1/4"X11	1.7/8"X12	20.5	27.5	63	50	
1BJ-24-16	G1.1/2"X11	1.5/16"X12	23	23.1	61	55	
1BJ-24-20	G1.1/2"X11	1.5/8"X12	23	24.3	62.5	55	
1BJ-24	G1.1/2"X11	1.7/8"X12	23	27.5	67.5	55	
1BJ-24-32	G1.1/2"X11	2.1/2"X12	23	33.9	74	65	
1BJ-32	G2"X11	2.1/2"X12	25.5	33.9	77.5	70	
1BJ-32-24	G2"X11	1.7/8"X12	25.5	27.5	70	70	

注：螺母及衬套需另行订货。管子直径D为公制时，配用螺母及衬套分别选用NB200、NB500。管子直径为英制时，配用螺母及衬套分别选用NB200、NB300。
Nut and sleeve should be ordered separately. The nut NB200 and sleeve NB500 is suitable for metric tube, the nut NB200 and sleeve NB300 is suitable for inch tube.

英管螺纹60°锥面密封 BSPP 60° CONE SEAL

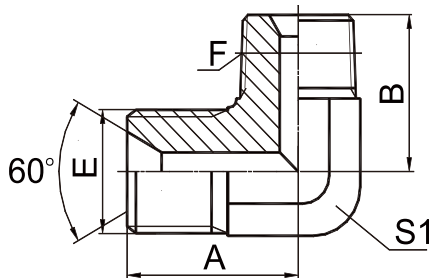


1BN

英管外螺纹60° 内锥或六角端面用组合垫密封 /
美制布锥管外螺纹
BSP MALE DOUBLE USE FOR 60° CONE SEAT OR
BONDED SEAL / NPT MALE

代号 PART NO.	螺纹 THREAD		尺寸 DIMENSIONS				
	E	F	A	B	L	S1	
1BN-02	G1/8"X28	Z1/8"X27	10	10.5	26	14	
1BN-02-04	G1/8"X28	Z1/4"X18	10	15	31	17	
1BN-04	G1/4"X19	Z1/4"X18	12	15	33	19	
1BN-04-02	G1/4"X19	Z1/8"X27	12	10.5	28	19	
1BN-04-06	G1/4"X19	Z3/8"X18	12	16	34	19	
1BN-04-08	G1/4"X19	Z1/2"X14	12	19.5	39.5	22	
1BN-06	G3/8"X19	Z3/8"X18	13.5	16	37.5	22	
1BN-06-04	G3/8"X19	Z1/4"X18	13.5	15	36	22	
1BN-06-08	G3/8"X19	Z1/2"X14	13.5	19.5	41	22	
1BN-06-12	G3/8"X19	Z3/4"X14	13.5	19.5	43	30	
1BN-08	G1/2"X14	Z1/2"X14	16	19.5	45.5	27	
1BN-08-06	G1/2"X14	Z3/8"X18	16	16	42	27	
1BN-08-12	G1/2"X14	Z3/4"X14	16	19.5	45.5	30	
1BN-08-16	G1/2"X14	Z1"X11.5	16	25.5	52.5	36	
1BN-10-08	G5/8"X14	Z1/2"X14	17.5	19.5	47	30	
1BN-10-12	G5/8"X14	Z3/4"X14	17.5	19.5	47	30	
1BN-12	G3/4"X14	Z3/4"X14	18.5	19.5	49	32	
1BN-12-06	G3/4"X14	Z3/8"X18	18.5	16	45.5	32	
1BN-12-08	G3/4"X14	Z1/2"X14	18.5	19.5	49	32	
1BN-12-16	G3/4"X14	Z1"X11.5	18.5	25.5	55	36	
1BN-16	G1"X11	Z1"X11.5	20.5	25.5	59	41	
1BN-16-12	G1"X11	Z3/4"X14	20.5	19.5	53	41	
1BN-16-20	G1"X11	Z1.1/4"X11.5	20.5	26.5	60	46	
1BN-20	G1.1/4"X11	Z1.1/4"X11.5	20.5	26.5	62	50	
1BN-20-16	G1.1/4"X11	Z1"X11.5	20.5	25.5	61	50	
1BN-20-24	G1.1/4"X11	Z1.1/2"X11.5	20.5	27.5	63	50	
1BN-24	G1.1/2"X11	Z1.1/2"X11.5	23	27.5	65.5	55	
1BN-24-20	G1.1/2"X11	Z1.1/4"X11.5	23	26.5	64.5	55	
1BN-24-32	G1.1/2"X11	Z2"X11.5	23	27.5	67.5	65	
1BN-32	G2"X11	Z2"X11.5	25.5	27.5	70	70	
1BN-32-20	G2"X11	Z1.1/4"X11.5	25.5	26.5	69	70	
1BN-32-24	G2"X11	Z1.1/2"X11.5	25.5	27.5	70	70	

英管螺纹60°锥面密封 BSPP 60° CONE SEAL

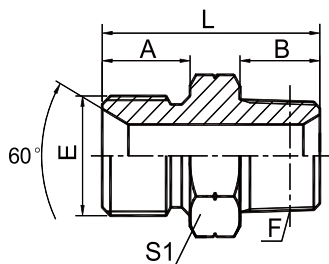


1BN9

90°弯英管外螺纹60°内锥或六角端面用组合垫密封 /
美制布锥管外螺纹
90° ELBOW BSP MALE DOUBLE USE FOR 60°
CONE SEAT OR BONDED SEAL / NPT MALE

代号 PART NO.	螺纹 THREAD		尺寸 DIMENSIONS						
	E	F			A	B	S1		
1BN9-04	G1/4"X19	Z1/4"X18			24.5	25.5	14		
1BN9-04-02	G1/4"X19	Z1/8"X27			24.5	23.5	14		
1BN9-06	G3/8"X19	Z3/8"X18			28.5	31	19		
1BN9-06-04	G3/8"X19	Z1/4"X18			27.5	26.5	16		
1BN9-06-08	G3/8"X19	Z1/2"X14			31	36.5	22		
1BN9-06-12	G3/8"X19	Z3/4"X14			34.5	44	27		
1BN9-08	G1/2"X14	Z1/2"X14			34.5	37.5	22		
1BN9-08-06	G1/2"X14	Z3/8"X18			34.5	33	22		
1BN9-12	G3/4"X14	Z3/4"X14			38	43.5	27		
1BN9-12-08	G3/4"X14	Z1/2"X14			39	40	27		
1BN9-12-16	G3/4"X14	Z1"X11.5			43	50	33		
1BN9-16	G1"X11	Z1"X11.5			46	50	33		
1BN9-16-12	G1"X11	Z3/4"X14			46	46.5	33		

英管螺纹60°锥面密封 BSPP 60° CONE SEAL



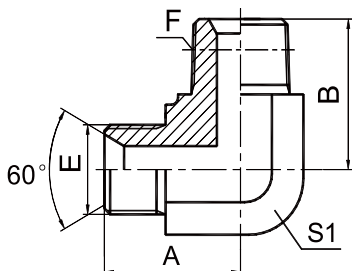
1BT-SP

英管外螺纹60° 内锥或六角端面用组合垫密封 /
英锥管外螺纹

BSP MALE DOUBLE USE FOR 60° CONE SEAT
OR BONDED SEAL / BSPT MALE

代号 PART NO.	螺纹 THREAD		尺寸 DIMENSIONS					
	E	F	A	B	L	S1		
1BT-02SP	G1/8"X28	R1/8"X28	10	10	26	14		
1BT-02-04SP	G1/8"X28	R1/4"X19	10	14.5	30.5	14		
1BT-04SP	G1/4"X19	R1/4"X19	12	14.5	32	19		
1BT-04-02SP	G1/4"X19	R1/8"X28	12	10	28	19		
1BT-04-06SP	G1/4"X19	R3/8"X19	12	15	32	19		
1BT-04-08SP	G1/4"X19	R1/2"X14	12	20	40	24		
1BT-06SP	G3/8"X19	R3/8"X19	13.5	15	35.5	22		
1BT-06-04SP	G3/8"X19	R1/4"X19	13.5	14.5	35.5	22		
1BT-06-08SP	G3/8"X19	R1/2"X14	13.5	20	40.5	24		
1BT-08SP	G1/2"X14	R1/2"X14	16	20	45	27		
1BT-08-04SP	G1/2"X14	R1/4"X19	16	14.5	40.5	27		
1BT-08-06SP	G1/2"X14	R3/8"X19	16	15	40	27		
1BT-08-12SP	G1/2"X14	R3/4"X14	16	20	45	30		
1BT-10-06SP	G5/8"X14	R3/8"X19	17.5	15	41.5	30		
1BT-10-08SP	G5/8"X14	R1/2"X14	17.5	20	46.5	30		
1BT-10-12SP	G5/8"X14	R3/4"X14	17.5	20	46.5	30		
1BT-10-16SP	G5/8"X14	R1"X11	17.5	25.5	54	36		
1BT-12SP	G3/4"X14	R3/4"X14	18.5	20	48.5	32		
1BT-12-08SP	G3/4"X14	R1/2"X14	18.5	20	49.5	32		
1BT-12-16SP	G3/4"X14	R1"X11	18.5	25.5	53.5	36		
1BT-12-20SP	G3/4"X14	R1.1/4"X11	18.5	26.5	58	46		
1BT-16SP	G1"X11	R1"X11	20.5	25.5	58	41		
1BT-16-12SP	G1"X11	R3/4"X14	20.5	20	53	41		
1BT-16-20SP	G1"X11	R1.1/4"X11	20.5	26.5	60	46		
1BT-20SP	G1.1/4"X11	R1.1/4"X11	20.5	26.5	62	50		
1BT-20-12SP	G1.1/4"X11	R3/4"X14	20.5	20.5	56	50		
1BT-20-16SP	G1.1/4"X11	R1"X11	20.5	25.5	61	50		
1BT-20-24SP	G1.1/4"X11	R1.1/2"X11	20.5	26.5	62	50		
1BT-24SP	G1.1/2"X11	R1.1/2"X11	23	26.5	64.5	55		
1BT-24-16SP	G1.1/2"X11	R1"X11	23	25.5	63.5	55		
1BT-24-20SP	G1.1/2"X11	R1.1/4"X11	23	26.5	64.5	55		
1BT-24-32SP	G1.1/2"X11	R2"X11	23	30	70	65		
1BT-32SP	G2"X11	R2"X11	25.5	30	72.5	70		
1BT-32-20SP	G2"X11	R1.1/4"X11	25.5	27	68.5	70		
1BT-32-24SP	G2"X11	R1.1/2"X11	25.5	26.5	68.5	70		
1BT-40SP	G2.1/2"X11	R2.1/2"X11	32	34	83	90		
1BT-48SP	G3"X11	R3"X11	36	38	94	100		

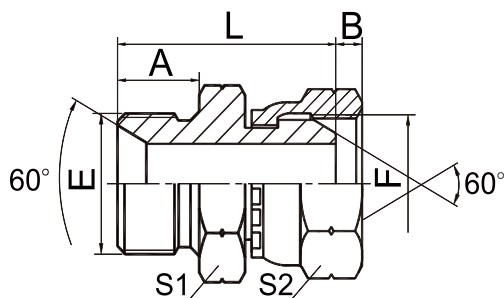
英管螺纹60°锥面密封 BSPP 60° CONE SEAL


1BT9-SP

 90°弯英管外螺纹60°内锥 / 英锥管外螺纹
 90° ELBOW BSP MALE 60° SEAT / BSPT MALE

代号 PART NO.	螺纹 THREAD		尺寸 DIMENSIONS					
	E	F	A	B	S1			
1BT9-02SP	G1/8"X28	R1/8"X28	20	21	11			
1BT9-02-04SP	G1/8"X28	R1/4"X19	22.3	25.5	14			
1BT9-04SP	G1/4"X19	R1/4"X19	24.5	25.5	14			
1BT9-04-02SP	G1/4"X19	R1/8"X28	25	23.5	14			
1BT9-04-06SP	G1/4"X19	R3/8"X19	25	28.5	16			
1BT9-04-08SP	G1/4"X19	R1/2"X14	30	36	22			
1BT9-06SP	G3/8"X19	R3/8"X19	27.5	28.5	16			
1BT9-06-04SP	G3/8"X19	R1/4"X19	27.5	26.5	16			
1BT9-06-08SP	G3/8"X19	R1/2"X14	31	36	22			
1BT9-08SP	G1/2"X14	R1/2"X14	34.5	36	22			
1BT9-08-04SP	G1/2"X14	R1/4"X19	34.5	30.5	22			
1BT9-08-06SP	G1/2"X14	R3/8"X19	34.5	32.5	22			
1BT9-08-12SP	G1/2"X14	R3/4"X14	37.5	43.5	27			
1BT9-08-16SP	G1/2"X14	R1"X11	41	50	33			
1BT9-10-08SP	G5/8"X14	R1/2"X14	35	36	22			
1BT9-10-12SP	G5/8"X14	R3/4"X14	39	43.5	27			
1BT9-12SP	G3/4"X14	R3/4"X14	40	43	27			
1BT9-12-06SP	G3/4"X14	R3/8"X19	40	36	27			
1BT9-12-08SP	G3/4"X14	R1/2"X14	40	39.5	27			
1BT9-12-16SP	G3/4"X14	R1"X11	43.5	50	33			
1BT9-12-20SP	G3/4"X14	R1.1/4"X11	48	56.5	41			
1BT9-16SP	G1"X11	R1"X11	46	50	33			
1BT9-16-08SP	G1"X11	R1/2"X14	46	43	33			
1BT9-16-12SP	G1"X11	R3/4"X14	46	47.5	33			
1BT9-16-20SP	G1"X11	R1.1/4"X11	50.5	56.5	41			
1BT9-20SP	G1.1/4"X11	R1.1/4"X11	52	59	41			
1BT9-20-12SP	G1.1/4"X11	R3/4"X14	50.5	54	41			
1BT9-20-16SP	G1.1/4"X11	R1"X11	52	56.5	41			
1BT9-20-24SP	G1.1/4"X11	R1.1/2"X11	54.5	62.5	48			
1BT9-24SP	G1.1/2"X11	R1.1/2"X11	57.5	62	48			
1BT9-24-20SP	G1.1/2"X11	R1.1/4"X11	57.5	61	48			
1BT9-24-32SP	G1.1/2"X11	R2"X11	66	75	63			
1BT9-32SP	G2"X11	R2"X11	67	75	63			
1BT9-32-24SP	G2"X11	R1.1/2"X11	68	72	63			

英管螺纹60°锥面密封 BSPP 60° CONE SEAL

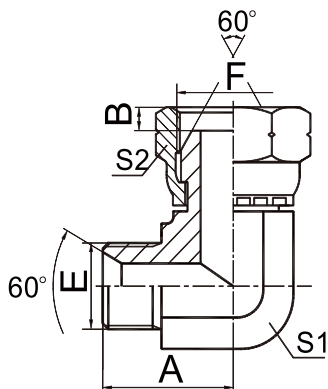


2B

英管外螺纹60°内锥或六角端面用组合垫密封 /
英管内螺纹60°外锥
BSP MALE DOUBLE USE FOR 60° CONE SEAT
OR BONDED SEAL / BSP FEMALE 60° CONE

代号 PART NO.	螺纹 THREAD		尺寸 DIMENSIONS					
	E	F	A	B	L	S1	S2	
2B-02	G1/8"X28	G1/8"X28	10	5.5	25	14	14	
2B-02-04	G1/8"X28	G1/4"X19	10	5.5	27	14	19	
2B-04	G1/4"X19	G1/4"X19	12	5.5	29	19	19	
2B-04-06	G1/4"X19	G3/8"X19	12	6.3	30.5	19	22	
2B-04-08	G1/4"X19	G1/2"X14	12	7.5	32	19	27	
2B-06	G3/8"X19	G3/8"X19	13.5	6.3	34	22	22	
2B-06-08	G3/8"X19	G1/2"X14	13.5	7.5	35.5	22	27	
2B-06-10	G3/8"X19	G5/8"X14	13.5	9.5	36	22	30	
2B-08	G1/2"X14	G1/2"X14	16	7.5	40	27	27	
2B-08-06	G1/2"X14	G3/8"X19	16	6.3	38.5	27	22	
2B-08-12	G1/2"X14	G3/4"X14	16	10.9	41	27	32	
2B-10	G5/8"X14	G5/8"X14	17.5	9.5	42	30	30	
2B-10-08	G5/8"X14	G1/2"X14	17.5	7.5	41.5	30	27	
2B-10-12	G5/8"X14	G3/4"X14	17.5	10.9	42.5	30	32	
2B-12	G3/4"X14	G3/4"X14	18.5	10.9	44.5	32	32	
2B-12-10	G3/4"X14	G5/8"X14	18.5	9.5	44	32	30	
2B-12-16	G3/4"X14	G1"X11	18.5	11.7	46	32	41	
2B-16	G1"X11	G1"X11	20.5	11.7	50	41	41	
2B-16-12	G1"X11	G3/4"X14	20.5	10.9	49	41	32	
2B-16-20	G1"X11	G1.1/4"X11	20.5	11	53	41	50	
2B-20	G1.1/4"X11	G1.1/4"X11	20.5	11	55	50	50	
2B-20-16	G1.1/4"X11	G1"X11	20.5	11.7	52	50	41	
2B-20-24	G1.1/4"X11	G1.1/2"X11	20.5	13	55.5	50	55	
2B-24	G1.1/2"X11	G1.1/2"X11	23	13	58	55	55	
2B-32	G2"X11	G2"X11	25.5	16	63.5	70	70	

英管螺纹60°锥面密封 BSPP 60° CONE SEAL



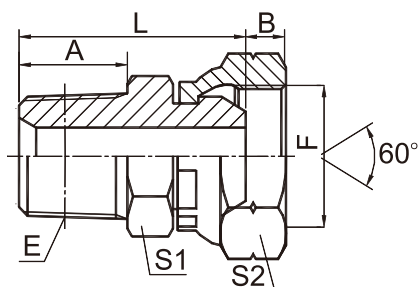
2B9

90° 弯英管外螺纹60°内锥 / 英管内螺纹60°外锥

90° ELBOW BSP MALE 60° SEAT / BSP FEMALE 60° CONE

代号 PART NO.	螺纹 THREAD		尺寸 DIMENSIONS					
	E	F	A	B	S1	S2		
2B9-02	G1/8"X28	G1/8"X28	19.8	5.5	11	14		
2B9-04	G1/4"X19	G1/4"X19	24.5	5.5	14	19		
2B9-04-06	G1/4"X19	G3/8"X19	25	6.3	14	22		
2B9-06	G3/8"X19	G3/8"X19	27.5	6.3	16	22		
2B9-06-04	G3/8"X19	G1/4"X19	27.5	5.5	16	19		
2B9-08	G1/2"X14	G1/2"X14	34.5	7.5	22	27		
2B9-08-06	G1/2"X14	G3/8"X19	34.5	6.3	22	22		
2B9-10	G5/8"X14	G5/8"X14	35	9.5	22	30		
2B9-10-08	G5/8"X14	G1/2"X14	35	7.5	22	27		
2B9-12	G3/4"X14	G3/4"X14	40	10.9	27	32		
2B9-16	G1"X11	G1"X11	46	11.7	33	41		
2B9-20	G1.1/4"X11	G1.1/4"X11	50.5	11	41	50		
2B9-24	G1.1/2"X11	G1.1/2"X11	57.5	13	48	55		
2B9-32	G2"X11	G2"X11	72.5	16	63	70		

英管螺纹60°锥面密封 BSPP 60°CONE SEAL

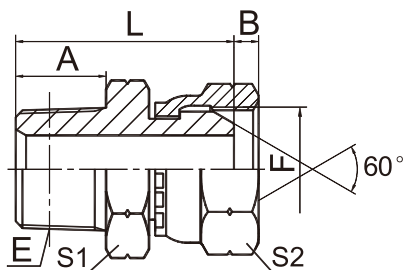


2NB

布锥管外螺纹 / 英管内螺纹 60° 外锥
NPT MALE / BSP FEMALE 60° CONE

代号 PART NO.	螺纹 THREAD		尺寸 DIMENSIONS						
	E	F			A	B	L	S1	S2
2NB-02	Z1/8"X27	G1/8"X28			10.5	5.5	25.5	12	14
2NB-02-04	Z1/8"X27	G1/4"X19			10.5	5.5	27	14	19
2NB-04	Z1/4"X18	G1/4"X19			15	5.5	31	17	19
2NB-04-06	Z1/4"X18	G3/8"X19			15	6.3	32.5	17	22
2NB-04-08	Z1/4"X18	G1/2"X14			15	7.5	35	19	27
2NB-06	Z3/8"X18	G3/8"X19			16	6.3	33.5	19	22
2NB-06-08	Z3/8"X18	G1/2"X14			16	7.5	36	19	27
2NB-08	Z1/2"X14	G1/2"X14			19.5	7.5	41	22	27
2NB-08-06	Z1/2"X14	G3/8"X19			19.5	6.3	39.5	24	24
2NB-08-12	Z1/2"X14	G3/4"X14			19.5	10.9	44.5	27	32
2NB-12	Z3/4"X14	G3/4"X14			19.5	10.9	44.5	30	32
2NB-12-16	Z3/4"X14	G1"X11			19.5	11.7	46.5	32	41
2NB-16	Z1"X11.5	G1"X11			25.5	11.7	52.5	36	41
2NB-16-20	Z1"X11.5	G1.1/4"X11			25.5	11	59.5	41	50
2NB-20	Z1.1/4"X11.5	G1.1/4"X11			26.5	11	60.4	46	50
2NB-24	Z1.1/2"X11.5	G1.1/2"X11			27.5	13	62	50	55
2NB-32	Z2"X11.5	G2"X11			27.5	20	65.4	65	70

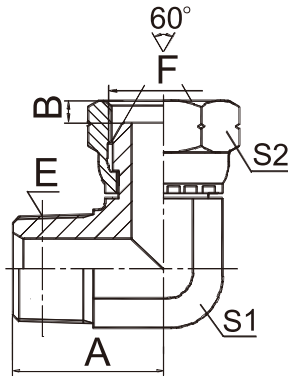
英管螺纹60°锥面密封 BSPP 60° CONE SEAL


2TB-SP

英锥管外螺纹 / 英管内螺纹 60° 外锥
BSPT MALE / BSP FEMALE 60° CONE

代号 PART NO.	螺纹 THREAD		尺寸 DIMENSIONS						
	E	F	A	B	L	S1	S2		
2TB-02SP	R1/8"X28	G1/8"X28	10	5.5	25	12	14		
2TB-04SP	R1/4"X19	G1/4"X19	14.5	5.5	31.5	17	19		
2TB-06SP	R3/8"X19	G3/8"X19	15	6.3	33	19	22		
2TB-06-04SP	R3/8"X19	G1/4"X19	15	5.5	32	19	19		
2TB-06-08SP	R3/8"X19	G1/2"X14	15	7.5	35	19	27		
2TB-08SP	R1/2"X14	G1/2"X14	20	7.5	42	22	27		
2TB-08-06SP	R1/2"X14	G3/8"X19	20	6.3	40	22	22		
2TB-08-12SP	R1/2"X14	G3/4"X14	20	10.9	45	27	32		
2TB-12SP	R3/4"X14	G3/4"X14	20	10.9	45	30	32		
2TB-12-08SP	R3/4"X14	G1/2"X14	20	7.5	44	30	27		
2TB-12-16SP	R3/4"X14	G1"X11	20	11.7	47	32	41		
2TB-16SP	R1"X11	G1"X11	25.5	11.7	52.5	36	41		
2TB-16-12SP	R1"X11	G3/4"X14	25.5	10.9	51.5	36	32		
2TB-20-16SP	R1.1/4"X11	G1"X11	26.5	11.7	55.5	46	41		
2TB-20SP	R1.1/4"X11	G1.1/4"X11	26.5	11	59	46	50		
2TB-24SP	R1.1/2"X11	G1.1/2"X11	26.5	13	61.5	50	55		
2TB-32SP	R2"X11	G2"X11	30	16	68	65	70		

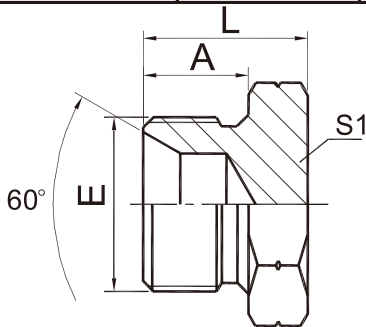
英管螺纹60°锥面密封 BSPP 60° CONE SEAL



2TB9-SP

90° 弯英锥管外螺纹 / 英管内螺纹 60° 外锥
90° ELBOW BSPT MALE / BSP FEMALE 60° CONE

代号 PART NO.	螺纹 THREAD		尺寸 DIMENSIONS					
	E	F	A	B	S1	S2		
2TB9-02SP	R1/8"X28	G1/8"X28	21	5.5	11	14		
2TB9-04SP	R1/4"X19	G1/4"X19	25.5	5.5	14	19		
2TB9-06SP	R3/8"X19	G3/8"X19	28.5	6.3	16	22		
2TB9-06-08SP	R3/8"X19	G1/2"X14	31	7.5	19	27		
2TB9-08-06SP	R1/2"X14	G3/8"X19	36	6.3	22	22		
2TB9-08SP	R1/2"X14	G1/2"X14	36	7.5	22	27		
2TB9-08-12SP	R1/2"X14	G3/4"X14	37	10.9	24	32		
2TB9-12-08SP	R3/4"X14	G1/2"X14	43.5	7.5	27	27		
2TB9-12SP	R3/4"X14	G3/4"X14	43.5	10.9	27	32		
2TB9-16SP	R1"X11	G1"X11	50	11.7	33	41		
2TB9-20SP	R1.1/4"X11	G1.1/4"X11	58	11	41	50		
2TB9-24SP	R1.1/2"X11	G1.1/2"X11	62.5	13	48	55		

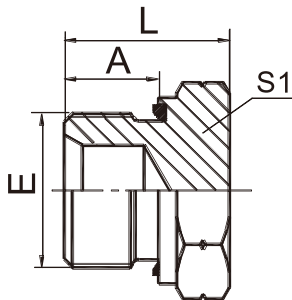


4B

英管外螺纹 60° 内锥或六角端面用组合垫密封 堵头
BSP MALE DOUBLE USE FOR 60° CONE SEAT
OR BONDED SEAL PLUG

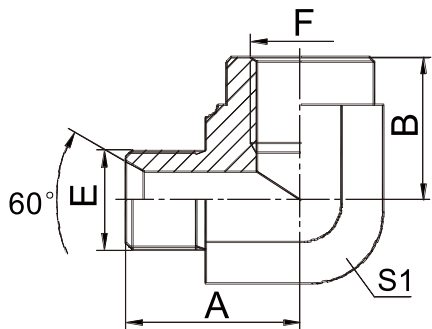
代号 PART NO.	螺纹 THREAD		尺寸 DIMENSIONS					
	E		A	L	S1			
4B-02	G1/8"X28		10	16	14			
4B-04	G1/4"X19		12	18	19			
4B-06	G3/8"X19		13.5	21.5	22			
4B-08	G1/2"X14		16	26	27			
4B-10	G5/8"X14		17.5	27.5	30			
4B-12	G3/4"X14		18.5	29.5	32			
4B-16	G1"X11		20.5	34	41			
4B-20	G1.1/4"X11		20.5	37.5	50			
4B-24	G1.1/2"X11		23	40	55			
4B-32	G2"X11		25.5	43.5	70			

英管螺纹60°锥面密封 BSPP 60° CONE SEAL


4B-WD

 英管外螺纹胶垫密封堵头
 BSP MALE CAPTIVE SEAL PLUG

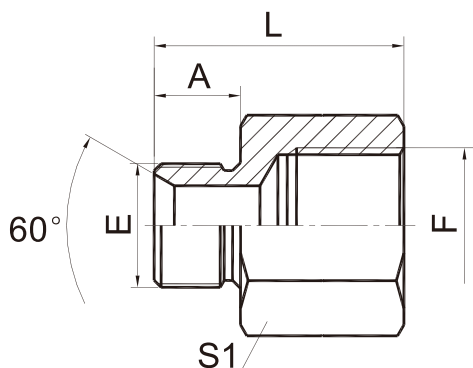
代号 PART NO.	螺纹 THREAD		胶垫 CAPTIVE		尺寸 DIMENSIONS			
	E		E端		A	L	S1	
4B-02WD	G1/8"X28		WD-B02		8	15.5	14	
4B-04WD	G1/4"X19		WD-B04		12	19.6	19	
4B-06WD	G3/8"X19		WD-B06		12	22.5	22	
4B-08WD	G1/2"X14		WD-B08		14	25	27	
4B-12WD	G3/4"X14		WD-B12		16	29	32	
4B-16WD	G1"X11		WD-B16		18	35	41	
4B-20WD	G1.1/4"X11		WD-B20		20	37	50	
4B-24WD	G1.1/2"X11		WD-B24		22	40	55	


5B9

 90° 弯英管外螺纹60°内锥 / 英管内螺纹 ISO 1179
 90° ELBOW BSP MALE 60° SEAT / BSP FEMALE ISO 1179

代号 PART NO.	螺纹 THREAD		尺寸 DIMENSIONS					
	E	F			A	B	S1	
5B9-02	G1/8"X28	G1/8"X28			22.5	20	16	
5B9-04	G1/4"X19	G1/4"X19			25.5	22	19	
5B9-06	G3/8"X19	G3/8"X19			30.5	26	24	
5B9-08	G1/2"X14	G1/2"X14			39	31	30	
5B9-12	G3/4"X14	G3/4"X14			43.5	37	33	
5B9-16	G1"X11	G1"X11			50.5	43	41	
5B9-20	G1.1/4"X11	G1.1/4"X11			55	46	50	

英管螺纹60°锥面密封 BSPP 60° CONE SEAL

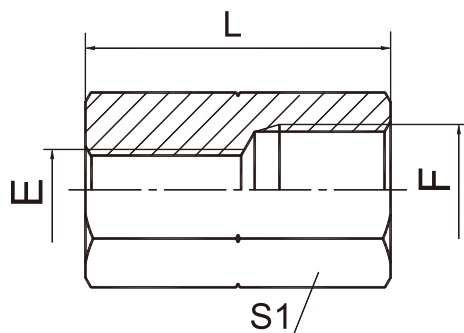


5B

英管外螺纹 60° 内锥或六角端面用
组合垫密封 / 英管内螺纹 ISO 1179
BSP MALE DOUBLE USE FOR 60° CONE SEAT
OR BONDED SEAL / BSP FEMALE ISO 1179

代号 PART NO.	螺纹 THREAD		尺寸 DIMENSIONS						
	E	F			A	L	S1		
5B-02-04	G1/8"X28	G1/4"X19			11	29	19		
5B-04-02	G1/4"X19	G 1/8"X28			12	28	19		
5B-04	G1/4"X19	G1/4"X19			12	33	19		
5B-04-06	G1/4"X19	G3/8"X19			12	36	22		
5B-06-04	G3/8"X19	G1/4"X19			13.5	33.5	22		
5B-06	G3/8"X19	G3/8"X19			13.5	37.5	22		
5B-06-08	G3/8"X19	G1/2"X14			13.5	42.5	27		
5B-08-06	G1/2"X14	G3/8"X19			16	38	27		
5B-08	G1/2"X14	G1/2"X14			16	45	27		
5B-08-10	G1/2"X14	G5/8"X14			16	46	30		
5B-08-12	G1/2"X14	G3/4"X14			16	44.5	36		
5B-10-08	G5/8"X14	G1/2"X14			16	41.5	30		
5B-12-08	G3/4"X14	G1/2"X14			18.5	44.5	32		
5B-12	G3/4"X14	G3/4"X14			18.5	48	36		
5B-12-16	G3/4"X14	G1"X11			18.5	53.5	41		
5B-16-12	G1"X11	G3/4"X14			20.5	47.5	41		
5B-16	G1"X11	G1"X11			20.5	55.5	41		
5B-16-20	G1"X11	G1.1/4"X11			20.5	56.5	50		
5B-20-16	G1.1/4"X11	G1"X11			20.5	49	50		
5B-20	G1.1/4"X11	G1.1/4"X11			20.5	52.5	50		
5B-20-24	G1.1/4"X11	G1.1/2"X11			20.5	57.5	55		
5B-24	G1.1/2"X11	G1.1/2"X11			23	58	55		
5B-32-24	G2"X11	G1.1/2"X11			26	59.5	70		
5B-32	G2"X11	G2"X11			26	63	70		

英管螺纹60°锥面密封 BSPP 60° CONE SEAL

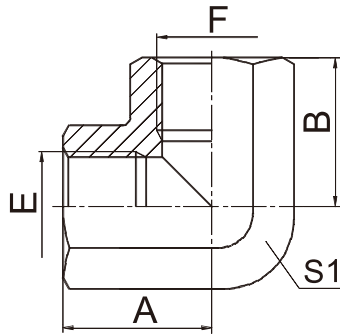


7B

英管内螺纹 ISO 1179
BSP FEMALE ISO 1179

代号 PART NO.	螺 纹 THREAD		尺 寸 DIMENSIONS						
	E	F			L	S1			
7B-02	G1/8"X28	G1/8"X28			22	14			
7B-02-04	G1/8"X28	G1/4"X19			24	19			
7B-04	G1/4"X19	G1/4"X19			24	19			
7B-04-06	G1/4"X19	G3/8"X19			29	22			
7B-06	G3/8"X19	G3/8"X19			26	22			
7B-06-08	G3/8"X19	G1/2"X14			33	27			
7B-08	G1/2"X14	G1/2"X14			32	27			
7B-08-10	G1/2"X14	G5/8"X14			36	30			
7B-10	G5/8"X14	G5/8"X14			36	30			
7B-12	G3/4"X14	G3/4"X14			36	32			
7B-12-16	G3/4"X14	G1"X11			43	41			
7B-16	G1"X11	G1"X11			40	41			
7B-16-20	G1"X11	G1.1/4"X11			46	50			
7B-20	G1.1/4"X11	G1.1/4"X11			44	50			
7B-20-24	G1.1/4"X11	G1.1/2"X11			48	55			
7B-24	G1.1/2"X11	G1.1/2"X11			45	55			
7B-24-32	G1.1/2"X11	G2"X11			56	70			
7B-32	G2"X11	G2"X11			54	70			

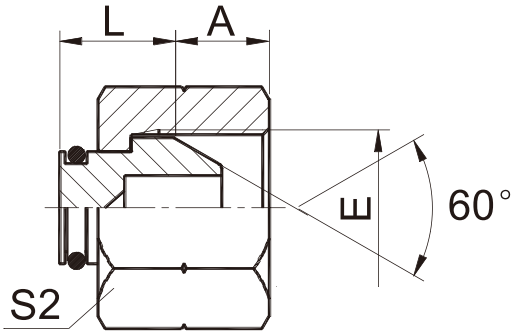
英管螺纹60°锥面密封 BSPP 60° CONE SEAL



7B9-PK

90° 英管内螺纹 ISO 1179
90° BSP FEMALE ISO 1179

代号 PART NO.	螺 纹 THREAD		尺 寸 DIMENSIONS				
	E	F	A	B	S1		
7B9-02PK	G1/8"X28	G1/8"X28	20	20	16		
7B9-04PK	G1/4"X19	G1/4"X19	22.5	22.5	19		
7B9-06PK	G3/8"X19	G3/8"X19	26	26	24		
7B9-08PK	G1/2"X14	G1/2"X14	31	31	27		
7B9-12PK	G3/4"X14	G3/4"X14	34	34	33		
7B9-16PK	G1"X11	G1"X11	42	42	41		
7B9-20PK	G1.1/4"X11	G1.1/4"X11	48	48	50		
7B9-24PK	G1.1/2"X11	G1.1/2"X11	53	53	60		
7B9-32PK	G2"X11	G2"X11	62	62	70		

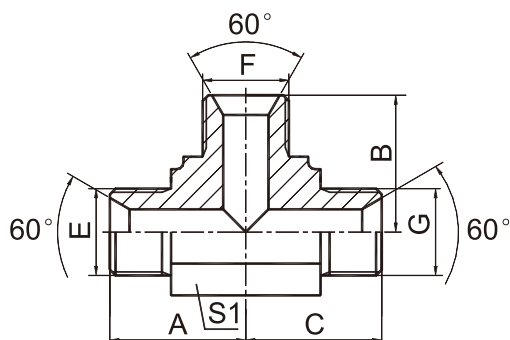


9B

英管内螺纹 60° 外锥堵头
BSP FEMALE 60° CONE PLUG

代号 PART NO.	螺 纹 THREAD		尺 寸 DIMENSIONS				
	E		A	L	S2		
9B-02	G1/8"X28		5.5	11.5	14		
9B-04	G1/4"X19		5.5	13.5	19		
9B-06	G3/8"X19		6.3	14.5	22		
9B-08	G1/2"X14		7.5	16	27		
9B-10	G5/8"X14		9.5	16.5	30		
9B-12	G3/4"X14		10.9	17.5	32		
9B-16	G1"X11		11.7	19	41		
9B-20	G1.1/4"X11		11	21.5	50		
9B-24	G1.1/2"X11		13	22	55		
9B-32	G2"X11		16	26.5	70		

英管螺纹60°锥面密封 BSPP 60° CONE SEAL

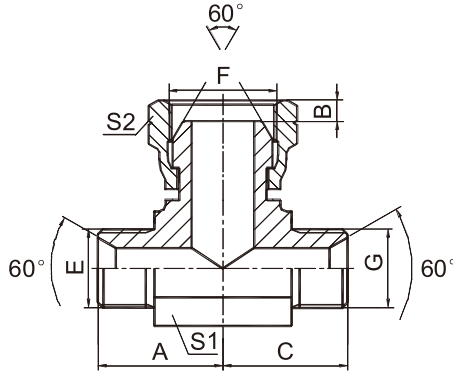


AB

英管外螺纹 60° 内锥三通
BSP MALE 60° SEAT TEE

代号 PART NO.	螺 纹 THREAD			尺 寸 DIMENSIONS					
	E	F	G			A	B	C	S1
AB-02	G1/8"X28	G1/8"X28	G1/8"X28			19.8	19.8	19.8	11
AB-04	G1/4"X19	G1/4"X19	G1/4"X19			24.5	24.5	24.5	14
AB-04-06-04	G1/4"X19	G3/8"X19	G1/4"X19			26.5	27.5	26.5	16
AB-06-04-06	G3/8"X19	G1/4"X19	G3/8"X19			27.5	26.5	27.5	16
AB-06	G3/8"X19	G3/8"X19	G3/8"X19			27.5	27.5	27.5	16
AB-06-08-06	G3/8"X19	G1/2"X14	G3/8"X19			31	34.5	31	22
AB-08-06-08	G1/2"X14	G3/8"X19	G1/2"X14			34.5	31	34.5	22
AB-08	G1/2"X14	G1/2"X14	G1/2"X14			34.5	34.5	34.5	22
AB-10	G5/8"X14	G5/8"X14	G5/8"X14			35	35	35	22
AB-12	G3/4"X14	G3/4"X14	G3/4"X14			40	40	40	27
AB-12-16-12	G3/4"X14	G1"X11	G3/4"X14			43.5	46	43.5	33
AB-16-12-16	G1"X11	G3/4"X14	G1"X11			46	43.5	46	33
AB-16	G1"X11	G1"X11	G1"X11			46	46	46	33
AB-20	G1.1/4"X11	G1.1/4"X11	G1.1/4"X11			50.5	50.5	50.5	41
AB-24	G1.1/2"X11	G1.1/2"X11	G1.1/2"X11			57.5	57.5	57.5	48
AB-32	G2"X11	G2"X11	G2"X11			72.5	72.5	72.5	63

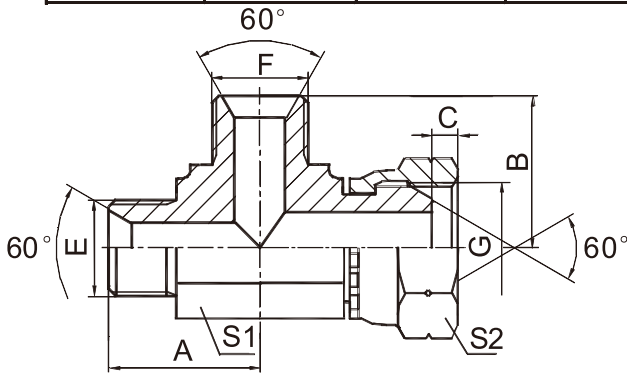
英管螺纹60°锥面密封 BSPP 60° CONE SEAL



BB

英管外螺纹 60° 内锥 / 英管内螺纹 60° 外锥三通
BSP MALE 60° SEAT / BSP FEMALE
60° CONE BRANCH TEE

代号 PART NO.	螺 纹 THREAD			尺 寸 DIMENSIONS					
	E	F	G	A	B	C	S1	S2	
BB-02	G1/8"X28	G1/8"X28	G1/8"X28	19.8	5.5	19.8	11	14	
BB-04	G1/4"X19	G1/4"X19	G1/4"X19	24.5	5.5	24.5	14	19	
BB-06	G3/8"X19	G3/8"X19	G3/8"X19	27.5	6.3	27.5	16	22	
BB-08	G1/2"X14	G1/2"X14	G1/2"X14	34.5	7.5	34.5	22	27	
BB-12	G3/4"X14	G3/4"X14	G3/4"X14	40	10.9	40	27	32	
BB-16	G1"X11	G1"X11	G1"X11	46	11.7	46	33	41	
BB-20	G1.1/4"X11	G1.1/4"X11	G1.1/4"X11	50.5	11	50.5	41	50	
BB-24	G1.1/2"X11	G1.1/2"X11	G1.1/2"X11	57.5	13	57.5	48	55	
BB-32	G2"X11	G2"X11	G2"X11	72.5	16	72.5	63	70	

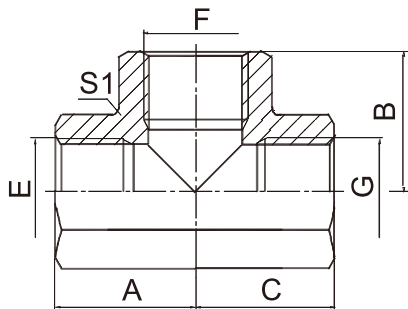


CB

英管外螺纹 60° 内锥 / 英管
内螺纹 60° 外锥 三通
BSP MALE 60° SEAT / BSP
FEMALE 60° CONE RUN TEE

代号 PART NO.	螺 纹 THREAD			尺 寸 DIMENSIONS					
	E	F	G	A	B	C	S1	S2	
CB-02	G1/8"X28	G1/8"X28	G1/8"X28	19.8	19.8	5.5	11	14	
CB-04	G1/4"X19	G1/4"X19	G1/4"X19	25	25	5.5	14	19	
CB-06	G3/8"X19	G3/8"X19	G3/8"X19	27.5	27.5	6.3	16	22	
CB-08	G1/2"X14	G1/2"X14	G1/2"X14	34.5	34.5	7.5	22	27	
CB-10	G5/8"X14	G5/8"X14	G5/8"X14	34.5	34.5	9.5	22	30	
CB-12	G3/4"X14	G3/4"X14	G3/4"X14	40	40	10.9	27	32	
CB-16	G1"X11	G1"X11	G1"X11	46	46	11.7	33	41	
CB-20	G1.1/4"X11	G1.1/4"X11	G1.1/4"X11	50.5	50.5	11	41	50	
CB-24	G1.1/2"X11	G1.1/2"X11	G1.1/2"X11	57.5	57.5	13	48	55	
CB-32	G2"X11	G2"X11	G2"X11	72.5	72.5	16	63	70	

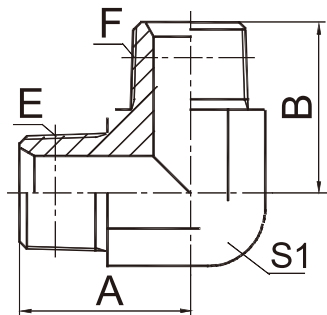
英管螺纹60°锥面密封 BSPP 60° CONE SEAL



GB-PK

英管内螺纹
BSP FEMALE

代号 PART NO.	螺纹 THREAD			尺寸 DIMENSIONS					
	E	F	G	A	B	C	S1		
GB-02PK	G1/8"X28	G1/8"X28	G1/8"X28	20	20	20	16		
GB-04PK	G1/4"X19	G1/4"X19	G1/4"X19	22.5	22.5	22.5	19		
GB-06PK	G3/8"X19	G3/8"X19	G3/8"X19	26	26	26	24		
GB-08PK	G1/2"X14	G1/2"X14	G1/2"X14	31	31	31	27		
GB-12PK	G3/4"X14	G3/4"X14	G3/4"X14	34	34	34	33		
GB-16PK	G1"X11	G1"X11	G1"X11	42	42	42	41		
GB-20PK	G1.1/4"X11	G1.1/4"X11	G1.1/4"X11	48	48	48	50		
GB-24PK	G1.1/2"X11	G1.1/2"X11	G1.1/2"X11	53	53	53	60		
GB-32PK	G2"X11	G2"X11	G2"X11	62	62	62	70		

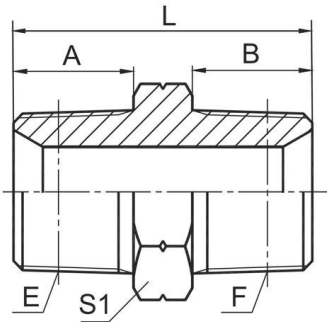


1T9-SP

90° 弯英锥管外螺纹
90° ELBOW BSPT MALE

代号 PART NO.	螺纹 THREAD		尺寸 DIMENSIONS					
	E	F	A	B	S1			
1T9-02SP	R1/8"X28	R1/8"X28	21	21	11			
1T9-02-04SP	R1/8"X28	R1/4"X19	23.5	25.5	14			
1T9-04SP	R1/4"X19	R1/4"X19	25.5	25.5	14			
1T9-04-06SP	R1/4"X19	R3/8"X19	26.5	28.5	16			
1T9-04-08SP	R1/4"X19	R1/2"X14	30.5	36	22			
1T9-06SP	R3/8"X19	R3/8"X19	28.5	28.5	16			
1T9-06-08SP	R3/8"X19	R1/2"X14	32.5	36	22			
1T9-08SP	R1/2"X14	R1/2"X14	36	36	22			
1T9-08-12SP	R1/2"X14	R3/4"X14	39.5	43.5	27			
1T9-12SP	R3/4"X14	R3/4"X14	43.5	43.5	27			
1T9-12-16SP	R3/4"X14	R1"X11	48	50	33			
1T9-16SP	R1"X11	R1"X11	50	50	33			
1T9-16-20SP	R1"X11	R1.1/4"X11	56.5	57.5	41			
1T9-20SP	R1.1/4"X11	R1.1/4"X11	57.5	57.5	41			
1T9-24SP	R1.1/2"X11	R1.1/2"X11	62.5	62.5	48			
1T9-32SP	R2"X11	R2"X11	68	75	63			

英锥管螺纹BSPT接头 BSPT THREAD ADAPTER

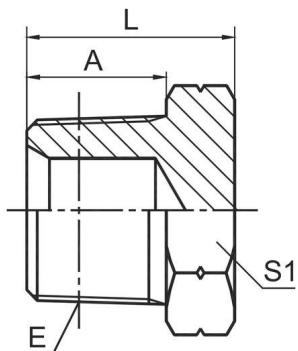


1T-SP

英锥管外螺纹
BSPT MALE

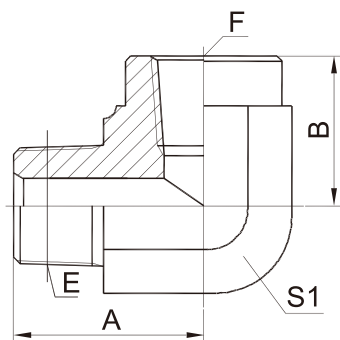
代号 PART NO.	螺纹 THREAD		尺寸 DIMENSIONS					
	E	F	A	B	L	S1		
1T-02SP	R1/8"X28	R1/8"X28	10	10	26	12		
1T-02-04SP	R1/8"X28	R1/4"X19	10	14.5	30.5	14		
1T-02-06SP	R1/8"X28	R3/8"X19	10	15	31	17		
1T-04SP	R1/4"X19	R1/4"X19	14.5	14.5	34	14		
1T-04-06SP	R1/4"X19	R3/8"X19	14.5	15	35	17		
1T-04-08SP	R1/4"X19	R1/2"X14	15	20	43	22		
1T-06SP	R3/8"X19	R3/8"X19	15	15	36	17		
1T-06-08SP	R3/8"X19	R1/2"X14	15	20	43	22		
1T-08SP	R1/2"X14	R1/2"X14	20	20	46	22		
1T-08-12SP	R1/2"X14	R3/4"X14	20	20	48	27		
1T-12SP	R3/4"X14	R3/4"X14	20	20	48	27		
1T-12-16SP	R3/4"X14	R1"X11	20	25.5	55.5	36		
1T-16SP	R1"X11	R1"X11	25.5	25.5	61	36		
1T-16-20SP	R1"X11	R1.1/4"X11	25.5	26.5	64.5	46		
1T-20SP	R1.1/4"X11	R1.1/4"X11	26.5	26.5	65.5	46		
1T-20-24SP	R1.1/4"X11	R1.1/2"X11	26.5	26.5	67	50		
1T-24SP	R1.1/2"X11	R1.1/2"X11	26.5	26.5	67	50		
1T-24-32SP	R1.1/2"X11	R2"X11	26.5	30	71.5	65		
1T-32SP	R2"X11	R2"X11	30	30	75	65		

英锥管螺纹BSPT接头 BSPT THREAD ADAPTER


4T-SP

 英锥管外螺纹堵头
 BSPT MALE PLUG

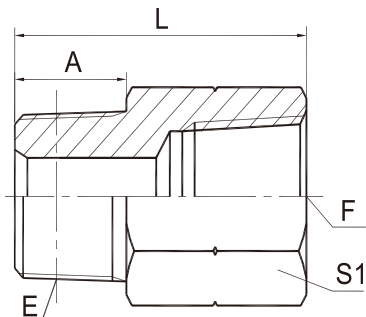
代号 PART NO.	螺纹 THREAD			尺寸 DIMENSIONS			
	E			A	L	S1	
4T-02SP	R1/8"X28			10	16	12	
4T-04SP	R1/4"X19			14.5	20	14	
4T-06SP	R3/8"X19			15	21	17	
4T-08SP	R1/2"X14			20	27	22	
4T-12SP	R3/4"X14			20	29	27	
4T-16SP	R1"X11			25.5	36.5	36	
4T-20SP	R1.1/4"X11			26.5	38.5	46	
4T-24SP	R1.1/2"X11			26.5	42	50	
4T-32SP	R2"X11			30	47	65	


5T9-SP

 90° 弯英锥管外螺纹 / 英锥管内螺纹
 90° ELBOW BSPT MALE / BSPT FEMALE

代号 PART NO.	螺纹 THREAD		尺寸 DIMENSIONS			
	E	F	A	B	S1	
5T9-02SP	R1/8"X28	Rc1/8"X28	24.5	23	16	
5T9-04SP	R1/4"X19	Rc1/4"X19	28.5	25	19	
5T9-06SP	R3/8"X19	Rc3/8"X19	33.5	25	24	
5T9-08SP	R1/2"X14	Rc1/2"X14	40.8	31.5	30	
5T9-12SP	R3/4"X14	Rc3/4"X14	47.5	37	33	
5T9-16SP	R1"X11	Rc1"X11	56.5	43	41	
5T9-20SP	R1.1/4"X11	Rc1.1/4"X11	61	50	48	
5T9-24SP	R1.1/2"X11	Rc1.1/2"X11	75	55	63	

英锥管螺纹BSPT接头 BSPT THREAD ADAPTER

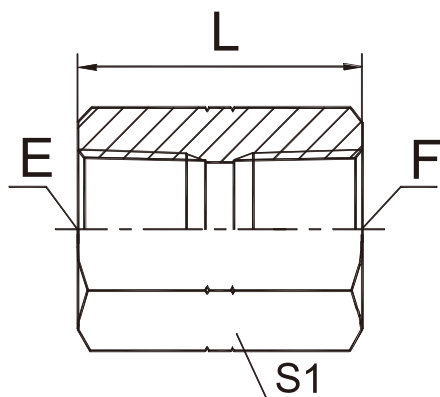


5T-SP

英锥管外螺纹 / 英锥管内螺纹
BSPT MALE / BSPT FEMALE

代 PART NO.	螺 纹 THREAD		尺 寸 DIMENSIONS						
	E	F			A	L	S1		
5T-02-04SP	R1/8"X28	Rc1/4"X19			11	32.5	19		
5T-04-02SP	R1/4"X19	Rc1/8"X28			14.5	20.5	14		
5T-04SP	R1/4"X19	Rc1/4"X19			14.5	36	19		
5T-04-06SP	R1/4"X19	Rc3/8"X19			14.5	38	22		
5T-06-02SP	R3/8"X19	Rc1/8"X28			15	23	19		
5T-06-04SP	R3/8"X19	Rc1/4"X19			15	23	19		
5T-06SP	R3/8"X19	Rc3/8"X19			15	38.5	22		
5T-06-08SP	R3/8"X19	Rc1/2"X14			15	44	27		
5T-08-04SP	R1/2"X14	Rc1/4"X19			20	30	24		
5T-08-06SP	R1/2"X14	Rc3/8"X19			20	30	24		
5T-08SP	R1/2"X14	Rc1/2"X14			20	49	27		
5T-08-12SP	R1/2"X14	Rc3/4"X14			20	51	36		
5T-12-06SP	R3/4"X14	Rc3/8"X19			20	31	30		
5T-12-08SP	R3/4"X14	Rc1/2"X14			20	31	30		
5T-12SP	R3/4"X14	Rc3/4"X14			20	51	36		
5T-12-16SP	R3/4"X14	Rc1"X11			20	56.5	41		
5T-16-08SP	R1"X11	Rc1/2"X14			25.5	37	36		
5T-16-12SP	R1"X11	Rc3/4"X14			25.5	37	36		
5T-16SP	R1"X11	Rc1"X11			25.5	60	41		
5T-16-20SP	R1"X11	Rc1.1/4"X11			25.5	64	50		
5T-20-12SP	R1.1/4"X11	Rc3/4"X14			26.5	38	46		
5T-20-16SP	R1.1/4"X11	Rc1"X11			26.5	38	46		
5T-20SP	R1.1/4"X11	Rc1.1/4"X11			26.5	64.5	50		
5T-24-16SP	R1.1/2"X11	Rc1"X11			26.5	41	50		
5T-24-20SP	R1.1/2"X11	Rc1.1/4"X11			26.5	41	50		
5T-32-20SP	R2"X11	Rc1.1/4"X11			30	45	65		
5T-32-24SP	R2"X11	Rc1.1/2"X11			30	45	65		

英锥管螺纹BSPT接头 BSPT THREAD ADAPTER

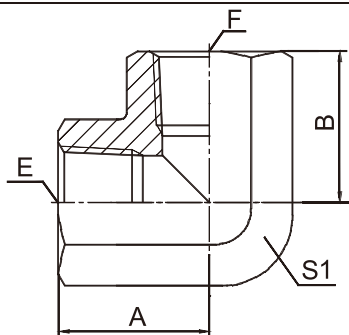


7T

英锥管内螺纹
BSPT FEMALE

代号 PART NO.	螺纹 THREAD		尺寸 DIMENSIONS						
	E	F			L	S1			
7T-02	Rc1/8"X28	Rc1/8"X28			20	14			
7T-02-04	Rc1/8"X28	Rc1/4"X19			30	19			
7T-04	Rc1/4"X19	Rc1/4"X19			30	19			
7T-04-06	Rc1/4"X19	Rc3/8"X19			30	22			
7T-04-08	Rc1/4"X19	Rc1/2"X14			40	27			
7T-06	Rc3/8"X19	Rc3/8"X19			30	22			
7T-06-08	Rc3/8"X19	Rc1/2"X14			40	27			
7T-06-12	Rc3/8"X19	Rc3/4"X14			37	36			
7T-08	Rc1/2"X14	Rc1/2"X14			40	27			
7T-08-12	Rc1/2"X14	Rc3/4"X14			42	36			
7T-12	Rc3/4"X14	Rc3/4"X14			42	36			
7T-12-16	Rc3/4"X14	Rc1"X11			50	41			
7T-16	Rc1"X11	Rc1"X11			50	41			
7T-16-20	Rc1"X11	Rc1.1/4"X11			52	50			
7T-20	Rc1.1/4"X11	Rc1.1/4"X11			55	50			
7T-24	Rc1.1/2"X11	Rc1.1/2"X11			55	55			
7T-32	Rc2"X11	Rc2"X11			65	70			

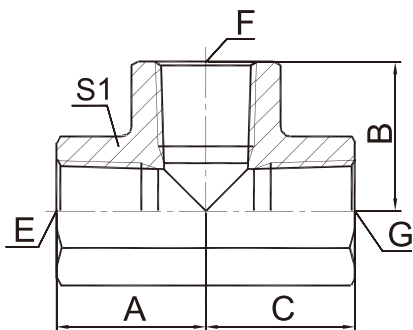
英锥管螺纹BSPT接头 BSPT THREAD ADAPTER



7T9-PK

90° 弯英锥管内螺纹
90° ELBOW BSPT FEMALE

代号 PART NO.	螺纹 THREAD		尺寸 DIMENSIONS				
	E	F	A	B	S1		
7T9-02PK	Rc1/8"X28	Rc1/8"X28	20	20	16		
7T9-02-04PK	Rc1/8"X28	Rc1/4"X19	20	22.5	19		
7T9-04PK	Rc1/4"X19	Rc1/4"X19	22.5	22.5	19		
7T9-06PK	Rc3/8"X19	Rc3/8"X19	26	26	24		
7T9-08PK	Rc1/2"X14	Rc1/2"X14	31	31	27		
7T9-12PK	Rc3/4"X14	Rc3/4"X14	34	34	33		
7T9-16PK	Rc1"X11	Rc1"X11	42	42	41		
7T9-20PK	Rc1.1/4"X11	Rc1.1/4"X11	48	48	50		
7T9-24PK	Rc1.1/2"X11	Rc1.1/2"X11	53	53	60		
7T9-32PK	Rc2"X11	Rc2"X11	62	62	70		

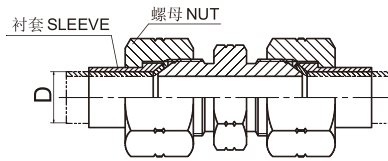
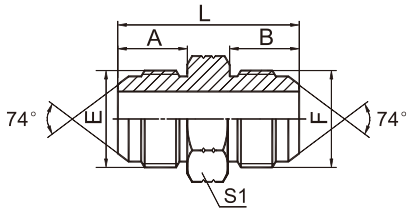


GT-PK

英锥管内螺纹 三通
BSPT FEMALE TEE

代号 PART NO.	螺纹 THREAD			尺寸 DIMENSIONS				
	E	F	G	A	B	C	S1	
GT-02PK	Rc1/8"X28	Rc1/8"X28	Rc1/8"X28	20	20	20	16	
GT-04PK	Rc1/4"X19	Rc1/4"X19	Rc1/4"X19	22.5	22.5	22.5	19	
GT-06PK	Rc3/8"X19	Rc3/8"X19	Rc3/8"X19	26	26	26	24	
GT-08PK	Rc1/2"X14	Rc1/2"X14	Rc1/2"X14	31	31	31	27	
GT-12PK	Rc3/4"X14	Rc3/4"X14	Rc3/4"X14	34	34	34	33	
GT-16PK	Rc1"X11	Rc1"X11	Rc1"X11	42	42	42	41	
GT-20PK	Rc1.1/4"X11	Rc1.1/4"X11	Rc1.1/4"X11	48	48	48	50	
GT-24PK	Rc1.1/2"X11	Rc1.1/2"X11	Rc1.1/2"X11	53	53	53	60	
GT-32PK	Rc2"X11	Rc2"X11	Rc2"X11	62	62	62	70	

美制74°JIC扩口接头 JC 74° CONE FLARED TUBE ADAPTER



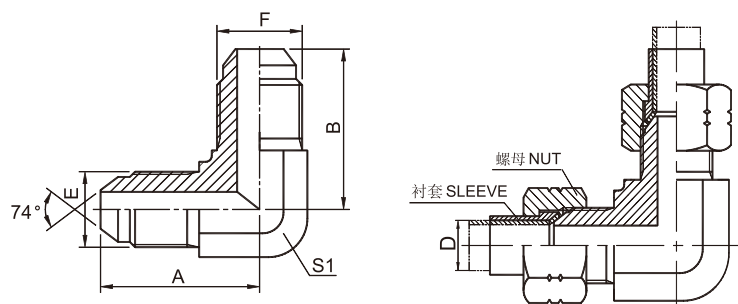
美制 JIC 外螺纹 74° 外锥
JIC MALE 74° CONE

1J

代号 PART NO.	螺纹 THREAD		尺寸 DIMENSIONS				
	E	F	A	B	L	S1	
1J-02	5/16"X24	5/16"X24	11.4	11.4	29	12	
1J-02-03	5/16"X24	3/8"X24	11.4	12.2	29.5	12	
1J-03	3/8"X24	3/8"X24	12.2	12.2	30.5	12	
1J-04	7/16"X20	7/16"X20	14	14	34	12	
1J-04-05	7/16"X20	1/2"X20	14	14	34	14	
1J-04-06	7/16"X20	9/16"X18	14	14.1	34.1	17	
1J-04-08	7/16"X20	3/4"X16	14	16.7	38.5	22	
1J-05	1/2"X20	1/2"X20	14	14	34	14	
1J-05-06	1/2"X20	9/16"X18	14	14.1	34	17	
1J-05-08	1/2"X20	3/4"X16	14	16.7	38.5	22	
1J-05-10	1/2"X20	7/8"X14	14	19.3	41	24	
1J-06	9/16"X18	9/16"X18	14.4	14.1	34.2	17	
1J-06-08	9/16"X18	3/4"X16	14.1	16.7	38.5	22	
1J-06-10	9/16"X18	7/8"X14	14.1	19.3	41.5	24	
1J-06-12	9/16"X18	1.1/16"X12	14.1	21.9	46	30	
1J-08	3/4"X16	3/4"X16	16.7	16.7	42	22	
1J-08-10	3/4"X16	7/8"X14	16.7	19.3	44	24	
1J-08-12	3/4"X16	1.1/16"X12	16.7	21.9	48.5	30	
1J-08-16	3/4"X16	1.5/16"X12	16.7	23.1	51	36	
1J-10	7/8"X14	7/8"X14	19.3	19.3	46.5	24	
1J-10-12	7/8"X14	1.1/16"X12	19.3	21.9	51	30	
1J-10-16	7/8"X14	1.5/16"X12	19.3	23.1	53.5	36	
1J-12	1.1/16"X12	1.1/16"X12	21.9	21.9	54	30	
1J-12-14	1.1/16"X12	1.3/16"X12	21.9	22.6	55.5	32	
1J-12-16	1.1/16"X12	1.5/16"X12	21.9	23.1	56	36	
1J-14	1.3/16"X12	1.3/16"X12	22.6	22.6	56	32	
1J-14-16	1.3/16"X12	1.5/16"X12	22.6	23.1	56.5	36	
1J-16	1.5/16"X12	1.5/16"X12	23.1	23.1	57	36	
1J-16-20	1.5/16"X12	1.5/8"X12	23.1	24.3	60.5	46	
1J-16-24	1.5/16"X12	1.7/8"X12	23.1	27.5	65.5	50	
1J-20	1.5/8"X12	1.5/8"X12	24.3	24.3	62	46	
1J-20-24	1.5/8"X12	1.7/8"X12	24.3	27.5	67	50	
1J-20-32	1.5/8"X12	2.1/2"X12	24.3	33.9	75	65	
1J-24	1.7/8"X12	1.7/8"X12	27.5	27.5	70	50	
1J-24-32	1.7/8"X12	2.1/2"X12	27.5	33.9	78.5	65	
1J-32	2.1/2"X12	2.1/2"X12	33.9	33.9	85	65	

注：螺母及衬套需另行订货。管子直径D为公制时，配用螺母及衬套分别选用NB200、NB500。管子直径为英制时，配用螺母及衬套分别选用NB200、NB300。Note: Nut and sleeve should be ordered separately. The nut NB200 and sleeve NB500 is suitable for metric tube, the nut NB200 and sleeve NB300 is suitable for inch tube.

美制74°JIC扩口接头 JC 74° CONE FLARED TUBE ADAPTER



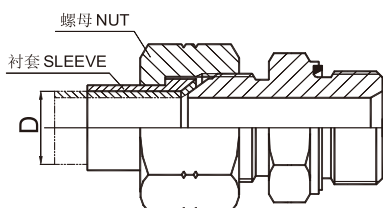
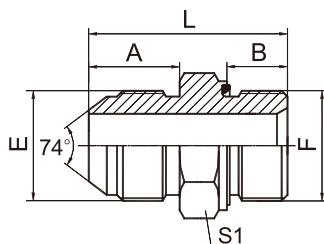
90° 弯美制 JIC 外螺纹 74° 外锥
90° ELBOW JIC MALE 74° CONE

1J9

代号 PART NO.	螺纹 THREAD		尺寸 DIMENSIONS					
	E	F	A	B	S1			
1J9-02	5/16"X24	5/16"X24	20.5	20.5	11			
1J9-03	3/8"X24	3/8"X24	22	22	11			
1J9-04	7/16"X20	7/16"X20	24.5	24.5	11			
1J9-05	1/2"X20	1/2"X20	26.6	26.6	14			
1J9-05-06	1/2"X20	9/16"X18	26.6	26.9	14			
1J9-06	9/16"X18	9/16"X18	26.9	26.9	14			
1J9-06-08	9/16"X18	3/4"X16	30	32	19			
1J9-06-10	9/16"X18	7/8"X14	32	37.8	22			
1J9-08	3/4"X16	3/4"X16	32	32	19			
1J9-08-10	3/4"X16	7/8"X14	34.8	37.8	22			
1J9-10	7/8"X14	7/8"X14	37.8	37.8	22			
1J9-10-12	7/8"X14	1.1/16"X12	41	44.2	27			
1J9-12	1.1/16"X12	1.1/16"X12	44.2	44.2	27			
1J9-14	1.3/16"X12	1.3/16"X12	47.5	47.5	30			
1J9-16	1.5/16"X12	1.5/16"X12	49	49	33			
1J9-20	1.5/8"X12	1.5/8"X12	55.5	55.5	41			
1J9-24	1.7/8"X12	1.7/8"X12	62.5	62.5	48			
1J9-32	2.1/2"X12	2.1/2"X12	78	78	63			

注：螺母及衬套需另行订货。管子直径D为公制时，配用螺母及衬套分别选用NB200、NB500。管子直径为英制时，配用螺母及衬套分别选用NB200、NB300。Note: Nut and sleeve should be ordered separately. The nut NB200 and sleeve NB500 is suitable for metric tube, the nut NB200 and sleeve NB300 is suitable for inch tube

美制74°JIC扩口接头 JC 74° CONE FLARED TUBE ADAPTER



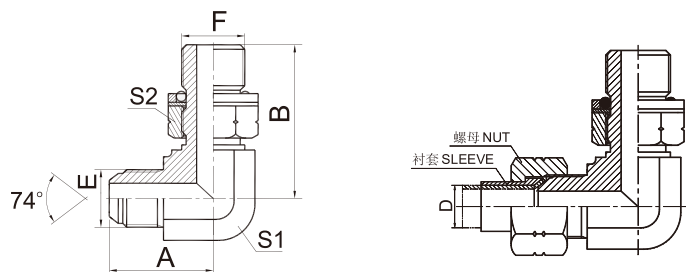
JIC 外螺纹 74° 外
 锥 / 英管外螺纹胶垫密封
 JIC MALE 74° CONE / BSP
 MALE CAPTIVE SEAL

1JB-WD

代号 PART NO.	螺纹 THREAD		胶垫 CAPTIVE		尺寸 DIMENSIONS				
	E	F		F 端	A	B	L	S1	
1JB-04-02WD	7/16"X20	G1/8"X28		WD-B02	14	8	29.5	14	
1JB-04WD	7/16"X20	G1/4"X19		WD-B04	14	12	34	19	
1JB-04-06WD	7/16"X20	G3/8"X19		WD-B06	14	12	34.5	22	
1JB-04-08WD	7/16"X20	G1/2"X14		WD-B08	14	14	41	27	
1JB-05-04WD	1/2"X20	G1/4"X19		WD-B04	14	12	34	19	
1JB-05-06WD	1/2"X20	G3/8"X19		WD-B06	14	12	34.5	22	
1JB-06-02WD	9/16"X18	G1/8"X28		WD-B02	14.1	8	29.5	17	
1JB-06-04WD	9/16"X18	G1/4"X19		WD-B04	14.1	12	34	19	
1JB-06WD	9/16"X18	G3/8"X19		WD-B06	14.1	12	34.5	22	
1JB-06-08WD	9/16"X18	G1/2"X14		WD-B08	14.1	14	41	27	
1JB-08-04WD	3/4"X16	G1/4"X19		WD-B04	16.7	12	37	22	
1JB-08-06WD	3/4"X16	G3/8"X19		WD-B06	16.7	12	37.5	22	
1JB-08WD	3/4"X16	G1/2"X14		WD-B08	16.7	14	43.5	27	
1JB-10-08WD	7/8"X14	G1/2"X14		WD-B08	19.3	14	46.5	27	
1JB-10-12WD	7/8"X14	G3/4"X14		WD-B12	19.3	16	47.5	32	
1JB-12-08WD	1.1/16"X12	G1/2"X14		WD-B08	21.9	14	48.5	30	
1JB-12WD	1.1/16"X12	G3/4"X14		WD-B12	21.9	16	50	32	
1JB-12-16WD	1.1/16"X12	G1"X11		WD-B16	21.9	18	56	41	
1JB-16-12WD	1.5/16"X12	G3/4"X14		WD-B12	23.1	16	53	36	
1JB-16WD	1.5/16"X12	G1"X11		WD-B16	23.1	18	57	41	
1JB-16-20WD	1.5/16"X12	G1.1/4"X11		WD-B20	23.1	20	61	50	
1JB-20-16WD	1.5/8"X12	G1"X11		WD-B16	24.3	18	58	46	
1JB-20WD	1.5/8"X12	G1.1/4"X11		WD-B20	24.3	20	62	50	
1JB-20-24WD	1.5/8"X12	G1.1/2"X11		WD-B24	24.3	22	64	55	
1JB-24-20WD	1.7/8"X12	G1.1/4"X11		WD-B20	27.5	20	65.5	50	
1JB-24WD	1.7/8"X12	G1.1/2"X11		WD-B24	27.5	22	67.5	55	

注：螺母及衬套需另行订货。管子直径 D 为公制时，配用螺母及衬套分别选用 NB200、NB500。管子直径为英制时，配用螺母及衬套分别选用 NB200、NB300。Note: Nut and sleeve should be ordered separately. The nut NB200 and sleeve NB500 is suitable for metric tube, the nut NB200 and sleeve NB300 is suitable for inch tube.

美制74°JIC扩口接头 JC 74° CONE FLARED TUBE ADAPTER



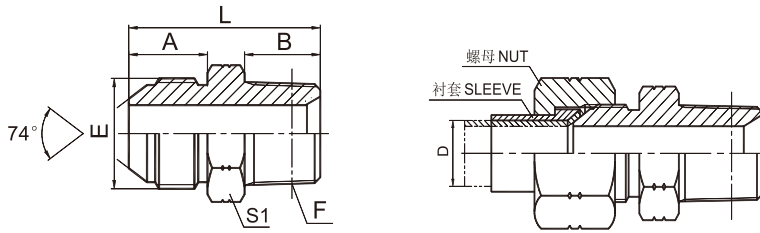
1JG9-OG

90° 弯美制 JIC 外螺纹 74° 外锥 / 英管外螺纹 O 型圈
90° ELBOW JIC MALE 74° CONE / BSP MALE O-RING

代号 PART NO.	螺纹 THREAD		O 形圈 O-RING		尺寸 DIMENSIONS				
	E	F		F 端	A	B	S1	S2	
1JG9-04-02OG	7/16"X20	G1/8"X28		O011	24.5	26.2	11	14	
1JG9-04-06OG	7/16"X20	G3/8"X19		O113	27.5	36.8	16	22	
1JG9-04OG	7/16"X20	G1/4"X19		O111	26.6	31.3	14	19	
1JG9-05-04OG	1/2"X20	G1/4"X19		O111	26.5	31.8	14	19	
1JG9-05-06OG	1/2"X20	G3/8"X19		O113	27.5	35.8	16	22	
1JG9-05-08OG	1/2"X20	G1/2"X14		O115	31.5	43.2	22	27	
1JG9-06-04OG	9/16"X18	G1/4"X19		O111	26.9	31.3	14	19	
1JG9-06-08OG	9/16"X18	G1/2"X14		O115	32.5	43.2	22	27	
1JG9-06OG	9/16"X18	G3/8"X19		O113	28.5	35.8	16	22	
1JG9-08-04OG	3/4"X16	G1/4"X19		O111	32	33.5	19	19	
1JG9-08OG	3/4"X16	G1/2"X14		O115	34.8	43.2	22	27	
1JG9-08-06OG	3/4"X16	G3/8"X19		O113	32	36.8	19	22	
1JG9-08-12OG	3/4"X16	G3/4"X14		O119	37.9	49.3	27	32	
1JG9-10-06OG	7/8"X14	G3/8"X19		O113	37.8	39.2	22	22	
1JG9-10-08OG	7/8"X14	G1/2"X14		O115	37.8	43.2	22	27	
1JG9-10-12OG	7/8"X14	G3/4"X14		O119	41	49.3	27	32	
1JG9-12OG	1.1/16"X12	G3/4"X14		O119	44.2	49.3	27	32	
1JG9-12-08OG	1.1/16"X12	G1/2"X14		O115	44.2	46.5	27	27	
1JG9-12-16OG	1.1/16"X12	G1"X11		O217	48	53	33	41	
1JG9-16OG	1.5/16"X12	G1"X11		O217	49	53	33	41	
1JG9-16-12OG	1.5/16"X12	G3/4"X14		O119	49	53	33	32	
1JG9-16-20OG	1.5/16"X12	G1.1/4"X11		O222	53.8	58	41	50	
1JG9-20OG	1.5/8"X12	G1.1/4"X11		O222	55.5	58	41	50	
1JG9-20-16OG	1.5/8"X12	G1"X11		O217	55.5	58	41	41	
1JG9-24-16OG	1.7/8"X12	G1"X11		O217	62.5	63	48	41	
1JG9-24-20OG	1.7/8"X12	G1.1/4"X11		O222	62.5	63	48	50	
1JG9-24OG	1.7/8"X12	G1.1/2"X11		O224	62.5	63	48	55	

注：1 螺母及衬套需另行订货。管子直径D为公制时，配用螺母及衬套分别选用NB200、NB500。管子直径为英制时，配用螺母及衬套分别选用NB200、NB300。 2 F端与DIN 3852油口相配。Note: 1 Nut and sleeve should be ordered separately. The Nut and sleeve should be ordered separately. The nut NB200 and sleeve NB500 is suitable for metric tube, the nut NB200 and sleeve NB300 is suitable for inch tube. 2 F end is connected with DIN 3852 port.

美制74°JIC扩口接头 JC 74° CONE FLARED TUBE ADAPTER



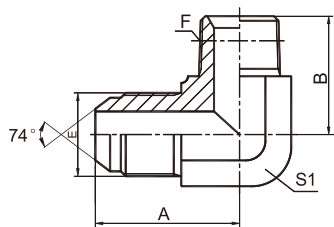
1JN

JIC 外螺纹 74° 外锥 / 布锥管外螺纹
JIC MALE 74° CONE / NPT MALE

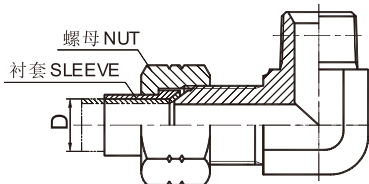
代号 PART NO.	螺 v 纹 THREAD		尺寸 DIMENSIONS			
	E	F	A	B	L	S1
1JN-02	5/16"X24	Z1/8"X27	11.4	10.5	28	12
1JN-04-02	7/16"X20	Z1/8"X27	14	10.5	30.5	12
1JN-04	7/16"X20	Z1/4"X18	14	15	35	17
1JN-04-06	7/16"X20	Z3/8"X18	14	16	36	19
1JN-04-08	7/16"X20	Z1/2"X14	14	19.5	41.5	24
1JN-05-02	1/2"X20	Z1/8"X27	14	10.5	30.5	14
1JN-05-04	1/2"X20	Z1/4"X18	14	15	35	17
1JN-05-06	1/2"X20	Z3/8"X18	14	16	36	19
1JN-05-08	1/2"X20	Z1/2"X14	14	19.5	41.5	24
1JN-06-04	9/16"X18	Z1/4"X18	14.1	15	34.5	17
1JN-06	9/16"X18	Z3/8"X18	14.1	16	36	19
1JN-06-08	9/16"X18	Z1/2"X14	14.1	19.5	41.5	24
1JN-08-04	3/4"X16	Z1/4"X18	16.7	15	39	22
1JN-08-06	3/4"X16	Z3/8"X18	16.7	16	40	22
1JN-08	3/4"X16	Z1/2"X14	16.7	19.5	44	24
1JN-08-12	3/4"X16	Z3/4"X14	16.7	19.5	46.5	30
1JN-10-06	7/8"X14	Z3/8"X18	19.3	16	43.5	24
1JN-10-08	7/8"X14	Z1/2"X14	19.3	19.5	47	24
1JN-10-12	7/8"X14	Z3/4"X14	19.3	19.5	49	30
1JN-12-08	1.1/16"X12	Z1/2"X14	21.9	19.5	51	30
1JN-12	1.1/16"X12	Z3/4"X14	21.9	19.5	51.5	30
1JN-12-16	1.1/16"X12	Z1"X11.5	21.9	25.5	58.5	36
1JN-12-20	1.1/16"X12	Z1.1/4"X11.5	21.9	26.5	61.5	46
1JN-14-12	1.3/16"X12	Z3/4"X14	22.6	19.5	53	32
1JN-16-12	1.5/16"X12	Z3/4"X14	23.1	19.5	53.5	36
1JN-16	1.5/16"X12	Z1"X11.5	23.1	25.5	58.5	36
1JN-16-20	1.5/16"X12	Z1.1/4"X11.5	23.1	26.5	62.5	46
1JN-16-24	1.5/16"X12	Z1.1/2"X11.5	23.1	27.5	65.5	50
1JN-20-16	1.5/8"X12	Z1"X11.5	24.3	25.5	63	46
1JN-20	1.5/8"X12	Z1.1/4"X11.5	24.3	26.5	63.5	46
1JN-20-24	1.5/8"X12	Z1.1/2"X11.5	24.3	27.5	67	50
1JN-24-20	1.7/8"X12	Z1.1/4"X11.5	27.5	26.5	69	50
1JN-24	1.7/8"X12	Z1.1/2"X11.5	27.5	27.5	70	50
1JN-24-32	1.7/8"X12	Z2"X11.5	27.5	27.5	72	65
1JN-32	2.1/2"X12	Z2"X11.5	33.9	27.5	78.5	65
1JN-32-20	2.1/2"X12	Z1.1/4"X11.5	33.9	26.5	77	65
1JN-32-24	2.1/2"X12	Z1.1/2"X11.5	33.9	27.5	78.5	65

注：螺母及衬套需另行订货。管子直径 D 为公制时，配用螺母及衬套分别选用 NB200、NB500。管子直径为英制时，配用螺母及衬套分别选用 NB200、NB300。Note: Nut and sleeve should be ordered separately. The nut NB200 and sleeve NB500 is suitable for metric tube, the nut NB200 and sleeve NB300 is suitable for inch tube.

美制74°JIC扩口接头 JC 74° CONE FLARED TUBE ADAPTER



1JN9

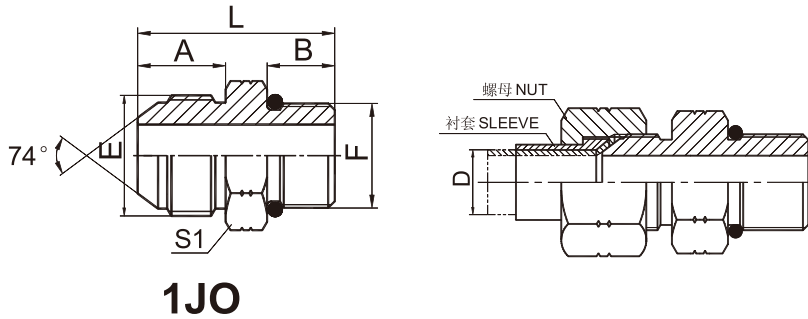


90° 弯 JIC 外螺纹 74° 外锥 / 布锥管外螺纹
90° ELBOW JIC MALE 74° CONE / NPT MALE

代号 PART NO.	螺纹 THREAD		尺寸 DIMENSIONS				
	E	F	A	B	S1		
1JN9-02	5/16"X24	Z1/8"X27	21	21	11		
1JN9-03-02	3/8"X24	Z1/8"X27	22	21	11		
1JN9-04	7/16"X20	Z1/4"X18	26.6	25.5	14		
1JN9-04-02	7/16"X20	Z1/8"X27	24.5	21	11		
1JN9-04-06	7/16"X20	Z3/8"X18	29.5	31	19		
1JN9-05-02	1/2"X20	Z1/8"X27	26.6	23.5	14		
1JN9-05-04	1/2"X20	Z1/4"X18	26.6	25.5	14		
1JN9-05-06	1/2"X20	Z3/8"X18	29.5	31	19		
1JN9-06	9/16"X18	Z3/8"X18	30	31	19		
1JN9-06-04	9/16"X18	Z1/4"X18	26.9	25.5	14		
1JN9-06-08	9/16"X18	Z1/2"X14	32	36.7	22		
1JN9-08	3/4"X16	Z1/2"X14	34.8	37.3	22		
1JN9-08-04	3/4"X16	Z1/4"X18	32	28.5	19		
1JN9-08-06	3/4"X16	Z3/8"X18	32	31	19		
1JN9-08-12	3/4"X16	Z3/4"X14	37.9	44	27		
1JN9-10-06	7/8"X14	Z3/8"X18	37.8	32.5	22		
1JN9-10-08	7/8"X14	Z1/2"X14	37.8	37.3	22		
1JN9-10-12	7/8"X14	Z3/4"X14	41	44	27		
1JN9-10-16	7/8"X14	Z1"X11.5	44.5	50	33		
1JN9-12	1.1/16"X12	Z3/4"X14	44.2	44	27		
1JN9-12-08	1.1/16"X12	Z1/2"X14	44.2	40	27		
1JN9-12-16	1.1/16"X12	Z1"X11.5	49	50	33		
1JN9-12-20	1.1/16"X12	Z1.1/4"X11.5	52.5	54.5	41		
1JN9-14-12	1.3/16"X12	Z3/4"X14	47.5	45	30		
1JN9-14-16	1.3/16"X12	Z1"X11.5	48.7	50	33		
1JN9-16	1.5/16"X12	Z1"X11.5	49	50	33		
1JN9-16-12	1.5/16"X12	Z3/4"X14	49	45.2	33		
1JN9-16-20	1.5/16"X12	Z1.1/4"X11.5	54	60.5	41		
1JN9-16-24	1.5/16"X12	Z1.1/2"X11.5	59.4	59.5	48		
1JN9-20	1.5/8"X12	Z1.1/4"X11.5	55.5	54.5	41		
1JN9-20-16	1.5/8"X12	Z1"X11.5	55.5	54.5	41		
1JN9-20-24	1.5/8"X12	Z1.1/2"X11.5	59.4	63	48		
1JN9-24	1.7/8"X12	Z1.1/2"X11.5	62.5	63	48		
1JN9-24-20	1.7/8"X12	Z1.1/4"X11.5	62.5	63	48		
1JN9-32-24	2.1/2"X12	Z1.1/2"X11.5	75.4	70	63		
1JN9-32	2.1/2"X12	Z2"X11.5	75.4	67.5	63		

注：螺母及衬套需另行订货。管子直径 D 为公制时，配用螺母及衬套分别选用 NB200、NB500。管子直径为英制时，配用螺母及衬套分别选用 NB200、NB300。 Note: Nut and sleeve should be ordered separately. The nut NB200 and sleeve NB500 is suitable for metric tube, the nut NB200 and sleeve NB300 is suitable for inch tube.

美制74°JIC扩口接头 JC 74° CONE FLARED TUBE ADAPTER



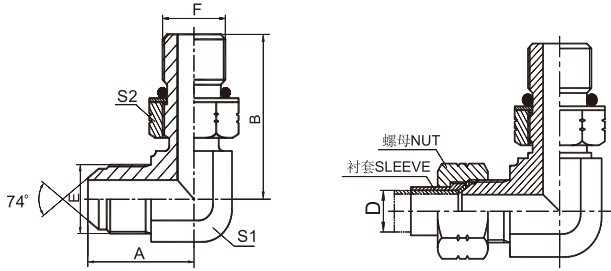
1JO

美制 JIC 外螺纹 74° 外锥 / SAE
外螺纹带 O 型圈轻系列 ISO 11926-3
JIC MALE 74° CONE / SAE O-RING
BOSS L-SERIES ISO 11926-3

代号 PART NO.	螺纹 THREAD		O 形圈 O-RING	尺寸 DIMENSIONS				
	E	F		F 端	A	B	L	S1
1JO-04-02	7/16"X20	5/16"X24	O902	14	7.54	27.5	14	
1JO-04-03	7/16"X20	3/8"X24	O903	14	7.54	27.5	14	
1JO-04	7/16"X20	7/16"X20	O904	14	9.14	29	14	
1JO-04-05	7/16"X20	1/2"X20	O905	14	9.14	29	17	
1JO-04-06	7/16"X20	9/16"X18	O906	14	9.93	30	17	
1JO-04-08	7/16"X20	3/4"X16	O908	14	11.13	33	22	
1JO-05	1/2"X20	1/2"X20	O905	14	9.14	29	17	
1JO-05-04	1/2"X20	7/16"X20	O904	14	9.14	29	14	
1JO-05-06	1/2"X20	9/16"X18	O906	14	9.93	30	17	
1JO-05-08	1/2"X20	3/4"X16	O908	14	11.13	33	22	
1JO-06	9/16"X18	9/16"X18	O906	14.1	9.93	30	17	
1JO-06-04	9/16"X18	7/16"X20	O904	14.1	9.14	29	17	
1JO-06-05	9/16"X18	1/2"X20	O905	14.1	9.14	29.5	17	
1JO-06-08	9/16"X18	3/4"X16	O908	14.1	11.13	33	22	
1JO-06-10	9/16"X18	7/8"X14	O910	14.1	12.7	37	27	
1JO-06-12	9/16"X18	1.1/16"X12	O912	14.1	15.09	40	32	
1JO-08	3/4"X16	3/4"X16	O908	16.7	11.13	36	22	
1JO-08-04	3/4"X16	7/16"X20	O904	16.7	9.14	34	22	
1JO-08-06	3/4"X16	9/16"X18	O906	16.7	9.93	35	22	
1JO-08-10	3/4"X16	7/8"X14	O910	16.7	12.7	40	27	
1JO-08-12	3/4"X16	1.1/16"X12	O912	16.7	15.09	43	32	
1JO-08-14	3/4"X16	1.3/16"X12	O914	16.7	15.09	43	36	
1JO-10	7/8"X14	7/8"X14	O910	19.3	12.7	42.5	27	
1JO-10-08	7/8"X14	3/4"X16	O908	19.3	11.13	39	24	
1JO-10-12	7/8"X14	1.1/16"X12	O912	19.3	15.09	45.5	32	
1JO-10-14	7/8"X14	1.3/16"X12	O914	19.3	15.09	45.5	36	
1JO-12	1.1/16"X12	1.1/16"X12	O912	21.9	15.09	48	32	
1JO-12-08	1.1/16"X12	3/4"X16	O908	21.9	11.13	43	30	
1JO-12-10	1.1/16"X12	7/8"X14	O910	21.9	12.7	45	30	
1JO-12-14	1.1/16"X12	1.3/16"X12	O914	21.9	15.09	48	36	
1JO-12-16	1.1/16"X12	1.5/16"X12	O916	21.9	15.09	48	38	
1JO-14	1.3/16"X12	1.3/16"X12	O914	22.6	15.09	48.5	36	
1JO-14-12	1.3/16"X12	1.1/16"X12	O912	22.6	15.09	48.5	32	
1JO-14-16	1.3/16"X12	1.5/16"X12	O916	22.6	15.09	50.5	38	
1JO-16	1.5/16"X12	1.5/16"X12	O916	23.1	15.09	49	38	
1JO-16-12	1.5/16"X12	1.1/16"X12	O912	23.1	15.09	49	36	
1JO-16-14	1.5/16"X12	1.3/16"X12	O914	23.1	15.09	49	36	
1JO-16-20	1.5/16"X12	1.5/8"X12	O920	23.1	15.09	53	50	
1JO-20	1.5/8"X12	1.5/8"X12	O920	24.3	15.09	54.5	50	
1JO-20-16	1.5/8"X12	1.5/16"X12	O916	24.3	15.09	52.5	46	
1JO-20-24	1.5/8"X12	1.7/8"X12	O924	24.3	15.09	54.5	55	
1JO-24	1.7/8"X12	1.7/8"X12	O924	27.5	15.09	57.5	55	
1JO-24-20	1.7/8"X12	1.5/8"X12	O920	27.5	15.09	57.5	50	
1JO-24-32	1.7/8"X12	2.1/2"X12	O932	27.5	15.09	59.5	70	
1JO-32	2.1/2"X12	2.1/2"X12	O932	33.9	15.09	66	70	

注：螺母及衬套需另行订货。管子直径 D 为公制时，配用螺母及衬套分别选用 NB200、NB500。管子直径为英制时，配用螺母及衬套分别选用 NB200、NB300。 Note: Nut and sleeve should be ordered separately. The nut NB200 and sleeve NB500 is suitable for metric tube, the nut NB200 and sleeve NB300 is suitable for inch tube.

美制74°JIC扩口接头 JC 74° CONE FLARED TUBE ADAPTER



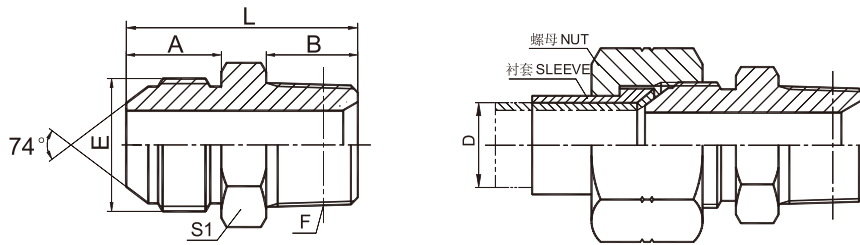
90°弯美制JIC外螺纹74°外
锥 / SAE外螺纹带O型圈轻系列ISO 11926-3
90° ELBOW JIC MALE 74° CONE / SAE
O-RINGBOSS L-SERIES ISO 11926-3

1JO9-OG

代号 PART NO.	螺纹 THREAD		O形圈 O-RING		尺寸 DIMENSIONS				
	E	F		F 端	A	B	S1	S2	
1JO9-04-03OG	7/16"X20	3/8"X24		O903	24.5	28	11	14	
1JO9-04OG	7/16"X20	7/16"X20		O904	24.5	27.2	11	17	
1JO9-04-05OG	7/16"X20	1/2"X20		O905	26.6	29.9	14	17	
1JO9-04-06OG	7/16"X20	9/16"X18		O906	26.6	31.8	14	19	
1JO9-05-04OG	1/2"X20	7/16"X20		O904	26.6	30	14	17	
1JO9-05OG	1/2"X20	1/2"X20		O905	26.6	29	14	17	
1JO9-05-06OG	1/2"X20	9/16"X18		O906	26.6	31.8	14	19	
1JO9-06-04OG	9/16"X18	7/16"X20		O904	26.9	30	14	17	
1JO9-06-05OG	9/16"X18	1/2"X20		O905	26.9	29.9	14	17	
1JO9-06OG	9/16"X18	9/16"X18		O906	26.9	31.8	14	19	
1JO9-06-08OG	9/16"X18	3/4"X16		O908	30	36.8	19	24	
1JO9-08-04OG	3/4"X16	7/16"X20		O904	32	33	19	17	
1JO9-08-06OG	3/4"X16	9/16"X18		O906	33	33.5	19	19	
1JO9-08OG	3/4"X16	3/4"X16		O908	33	36.8	19	24	
1JO9-08-10OG	3/4"X16	7/8"X14		O910	34.8	44	22	27	
1JO9-08-12OG	3/4"X16	1.1/16"X12		O912	37.9	51	27	32	
1JO9-10-08OG	7/8"X14	3/4"X16		O908	38	40	22	27	
1JO9-10OG	7/8"X14	7/8"X14		O910	37.8	44	22	27	
1JO9-10-12OG	7/8"X14	1.1/16"X12		O912	41	51	27	32	
1JO9-12-08OG	1.1/16"X12	3/4"X16		O908	45	44	27	24	
1JO9-12-10OG	1.1/16"X12	7/8"X14		O910	44.2	47	27	27	
1JO9-12OG	1.1/16"X12	1.1/16"X12		O912	44.2	51	27	32	
1JO9-12-16OG	1.1/16"X12	1.5/16"X12		O916	47.8	54.5	33	41	
1JO9-14OG	1.3/16"X12	1.3/16"X12		O914	47.5	53	30	36	
1JO9-14-16OG	1.3/16"X12	1.5/16"X12		O916	48.5	54.5	33	41	
1JO9-16-12OG	1.5/16"X12	1.1/16"X12		O912	48.8	54.5	33	32	
1JO9-16-14OG	1.5/16"X12	1.3/16"X12		O914	49	56	33	36	
1JO9-16OG	1.5/16"X12	1.5/16"X12		O916	48.8	54.5	33	41	
1JO9-16-20OG	1.5/16"X12	1.5/8"X12		O920	53.8	59	41	50	
1JO9-20-16OG	1.5/8"X12	1.5/16"X12		O916	55.5	59.5	41	41	
1JO9-20OG	1.5/8"X12	1.5/8"X12		O920	55.3	59	41	50	
1JO9-20-24OG	1.5/8" X12	1.7/8"X12		O924	59.4	63	48	55	
1JO9-24OG	1.7/8"X12	1.7/8"X12		O924	62.5	63	48	55	
1JO9-32OG	2.1/2"x12	2.1/2"x12		O932	80	76	63	70	

注： 1 螺母及衬套需另行订货。管子直径 D 为公制时，配用螺母及衬套分别选用 NB200、NB500。管子直径为英制时，配用螺母及衬套分别选用 NB200、NB300。2 F 端与 ISO 11926-1 油口相配。 Note: 1 Nut and sleeve should be ordered separately. The nut NB200 and sleeve NB500 is suitable for metric tube, the nut NB200 and sleeve NB300 is suitable for inch tube. 2 F end is connected with ISO 11926-1 port.

美制74°JIC扩口接头 JC 74° CONE FLARED TUBE ADAPTER



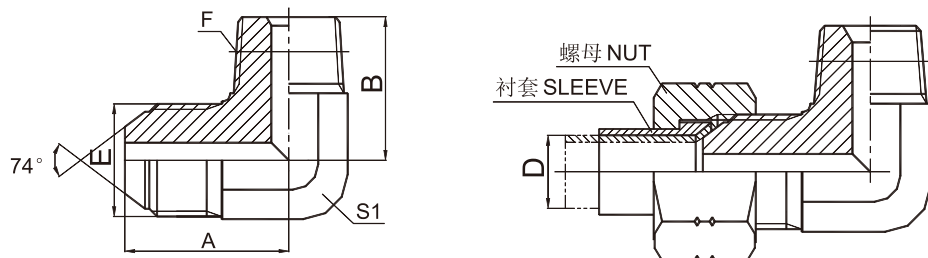
1JT-SP

美制 JIC 外螺纹 74° 外锥 / 英锥管外螺纹
JIC MALE 74° CONE / BSPT MALE

代号 PART NO.	螺纹 THREAD		尺寸 DIMENSIONS				
	E	F	A	B	L	S1	
1JT-04-02SP	7/16"X20	R1/8"X28	14	10	30	12	
1JT-04SP	7/16"X20	R1/4"X19	14	14.5	34.5	14	
1JT-04-06SP	7/16"X20	R3/8"X19	14	15	35	17	
1JT-05-02SP	1/2"X20	R1/8"X28	14	10.5	30.5	14	
1JT-05-04SP	1/2"X20	R1/4"X19	14	14.5	34	14	
1JT-05-06SP	1/2"X20	R3/8"X19	14	15	35	19	
1JT-06-02SP	9/16"X18	R1/8"X28	14.1	10.5	30.5	17	
1JT-06-04SP	9/16"X18	R1/4"X19	14.1	14.5	34	17	
1JT-06SP	9/16"X18	R3/8"X19	14.1	15	34	17	
1JT-06-08SP	9/16"X18	R1/2"X14	14.1	20	41	22	
1JT-08-06SP	3/4"X16	R3/8"X19	16.7	15	39	22	
1JT-08SP	3/4"X16	R1/2"X14	16.7	20	44.5	22	
1JT-08-12SP	3/4"X16	R3/4"X14	16.7	20	46	30	
1JT-10-06SP	7/8"X14	R3/8"X19	19.3	15	42.5	24	
1JT-10-08SP	7/8"X14	R1/2"X14	19.3	20	46.5	24	
1JT-10-12SP	7/8"X14	R3/4"X14	19.3	20	48.5	30	
1JT-12-08SP	1.1/16"X12	R1/2"X14	21.9	20	51	30	
1JT-12SP	1.1/16"X12	R3/4"X14	21.9	20	51	30	
1JT-12-16SP	1.1/16"X12	R1"X11	21.9	25.5	57.5	36	
1JT-14-12SP	1.3/16"X12	R3/4"X14	22.6	20	52.5	32	
1JT-14-16SP	1.3/16"X12	R1"X11	22.6	25.5	57.5	36	
1JT-16-12SP	1.5/16"X12	R3/4"X14	23.1	20	53	36	
1JT-16SP	1.5/16"X12	R1"X11	23.1	25.5	59	36	
1JT-16-20SP	1.5/16"X12	R1.1/4"X11	23.1	26.5	61.5	46	
1JT-20-16SP	1.5/8"X12	R1"X11	24.3	25.5	62.5	46	
1JT-20SP	1.5/8"X12	R1.1/4"X11	24.3	26.5	63	46	
1JT-20-24SP	1.5/8"X12	R1.1/2"X11	24.3	26.5	66.5	50	
1JT-24-20SP	1.7/8"X12	R1.1/4"X11	27.5	26.5	67.5	50	
1JT-24SP	1.7/8"X12	R1.1/2"X11	27.5	26.5	69.5	50	
1JT-24-32SP	1.7/8"X12	R2"X11	27.5	30	74.5	65	
1JT-32-24SP	2.1/2"X12	R1.1/2"X11	33.9	26.5	77.5	65	
1JT-32SP	2.1/2"X12	R2"X11	33.9	30	80	65	

注：螺母及衬套需另行订货。管子直径 D 为公制时，配用螺母及衬套分别选用 NB200、NB500。管子直径为英制时，配用螺母及衬套分别选用 NB200、NB300。 Note: Nut and sleeve should be ordered separately. The nut NB200 and sleeve NB500 is suitable for metric tube, the nut NB200 and sleeve NB300 is suitable for inch tube.

美制74°JIC扩口接头 JC 74° CONE FLARED TUBE ADAPTER



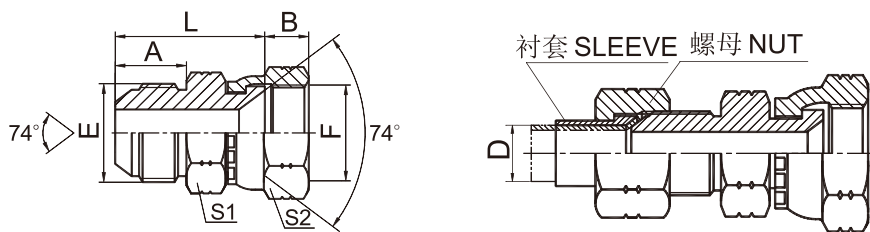
1JT9-SP

90° 弯美制 JIC 外螺纹 74° 外锥 / 英锥管外螺纹
90° ELBOW JIC MALE 74° CONE / BSPT MALE

代号 PART NO.	螺纹 THREAD		尺寸 DIMENSIONS					
	E	F	A	B	S1			
1JT9-02SP	5/16"X24	R1/8"X28	20.5	21	11			
1JT9-04-02SP	7/16"X20	R1/8"X28	24.5	21	11			
1JT9-04SP	7/16"X20	R1/4"X19	26.6	25.5	14			
1JT9-04-06SP	7/16"X20	R3/8"X19	27.5	28	16			
1JT9-05-02SP	1/2"X20	R1/8"X28	26.6	23.5	14			
1JT9-05-04SP	1/2"X20	R1/4"X19	26.6	25.5	14			
1JT9-05-06SP	1/2"X20	R3/8"X19	27.5	28	16			
1JT9-06-02SP	9/16"X18	R1/8"X28	26.9	23.5	14			
1JT9-06-04SP	9/16"X18	R1/4"X19	26.9	25.5	14			
1JT9-06SP	9/16"X18	R3/8"X19	28.5	28.5	16			
1JT9-06-08SP	9/16"X18	R1/2"X14	32	36	22			
1JT9-08-04SP	3/4"X16	R1/4"X19	32	28	19			
1JT9-08-06SP	3/4"X16	R3/8"X19	32	30.5	19			
1JT9-08SP	3/4"X16	R1/2"X14	34.8	36	22			
1JT9-08-12SP	3/4"X16	R3/4"X14	37.9	43.5	27			
1JT9-10-06SP	7/8"X14	R3/8"X19	38	32	22			
1JT9-10-08SP	7/8"X14	R1/2"X14	37.8	36	22			
1JT9-10-12SP	7/8"X14	R3/4"X14	41	43.5	27			
1JT9-12-08SP	1.1/16"X12	R1/2"X14	44.2	40	27			
1JT9-12SP	1.1/16"X12	R3/4"X14	44.2	43.5	27			
1JT9-12-16SP	1.1/16"X12	R1"X11	47.8	50	33			
1JT9-16-12SP	1.5/16"X12	R3/4"X14	49	47.5	33			
1JT9-16SP	1.5/16"X12	R1"X11	49	50	33			
1JT9-16-20SP	1.5/16"X12	R1.1/4"X11	54	56.5	41			
1JT9-20-16SP	1.5/8"X12	R1"X11	55.5	56.5	41			
1JT9-20SP	1.5/8"X12	R1.1/4"X11	55.5	56.5	41			
1JT9-24-20SP	1.7/8"X12	R1.1/4"X11	62.5	61	48			
1JT9-24SP	1.7/8"X12	R1.1/2"X11	62.5	62.5	48			
1JT9-24-32SP	1.7/8"X12	R2"X11	74.5	67	63			
1JT9-32SP	2.1/2"X12	R2"X11	75.4	67	63			

注：螺母及衬套需另行订货。管子直径 D 为公制时，配用螺母及衬套分别选用 NB200、NB500。管子直径为英制时，配用螺母及衬套分别选用 NB200、NB300。 Note: Nut and sleeve should be ordered separately. The nut NB200 and sleeve NB500 is suitable for metric tube, the nut NB200 and sleeve NB300 is suitable for inch tube.

美制74°JIC扩口接头 JC 74° CONE FLARED TUBE ADAPTER

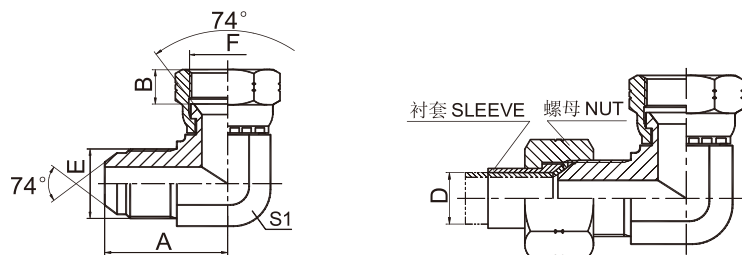

2J

 美制 JIC 外螺纹 74° 外锥 / JIC 内螺纹 74° 内锥
 JIC MALE 74° CONE / JIC FEMALE 74° SEAT

代号 PART NO.	螺纹 THREAD		尺寸 DIMENSIONS					
	E	F	A	B	L	S1	S2	
2J-04	7/16"X20	7/16"X20	14	9	28	12	15	
2J-04-05	7/16"X20	1/2"X20	14	9.5	28.5	12	17	
2J-04-06	7/16"X20	9/16"X18	14	10.5	28.5	14	19	
2J-04-08	7/16"X20	3/4"X16	14	11	30.5	19	24	
2J-05	1/2"X20	1/2"X20	14	9.5	29	14	17	
2J-05-06	1/2"X20	9/16"X18	14	10.5	28.5	14	19	
2J-05-08	1/2"X20	3/4"X16	14	11	30.5	19	24	
2J-06	9/16"X18	9/16"X18	14.1	10.5	29	17	19	
2J-06-08	9/16"X18	3/4"X16	14.1	11	31	19	24	
2J-06-10	9/16"X18	7/8"X14	14.1	13	33.5	22	27	
2J-08	3/4"X16	3/4"X16	16.7	11	36	22	24	
2J-08-06	3/4"X16	9/16"X18	16.7	10.5	34	22	19	
2J-08-10	3/4"X16	7/8"X14	16.7	13	36.5	22	27	
2J-08-12	3/4"X16	1.1/16"X12	16.7	15	39.5	27	32	
2J-10	7/8"X14	7/8"X14	19.3	13	39	24	27	
2J-10-08	7/8"X14	3/4"X16	19.3	11	38	24	24	
2J-10-12	7/8"X14	1.1/16"X12	19.3	15	42	27	32	
2J-12	1.1/16"X12	1.1/16"X12	21.9	15	44.5	30	32	
2J-12-10	1.1/16"X12	7/8"X14	21.9	13	43.5	30	27	
2J-12-16	1.1/16"X12	1.5/16"X12	21.9	16	45.5	36	41	
2J-16	1.5/16"X12	1.5/16"X12	23.1	16	46.5	36	41	
2J-16-20	1.5/16"X12	1.5/8"X12	23.1	17	53	41	50	
2J-20	1.5/8"X12	1.5/8"X12	24.3	17	54.5	46	50	
2J-20-24	1.5/8"X12	1.7/8"X12	24.3	20	55.5	46	55	
2J-24	1.7/8"X12	1.7/8"X12	27.5	20	61	50	55	
2J-24-32	1.7/8"X12	2.1/2"X12	27.5	24.5	63	65	75	
2J-32	2.1/2"X12	2.1/2"X12	33.9	24.5	69.5	65	75	

注：螺母及衬套需另行订货。管子直径 D 为公制时，配用螺母及衬套分别选用 NB200、NB500。管子直径为英制时，配用螺母及衬套分别选用 NB200、NB300。 Note: Nut and sleeve should be ordered separately. The nut NB200 and sleeve NB500 is suitable for metric tube, the nut NB200 and sleeve NB300 is suitable for inch tube.

美制74°JIC扩口接头 JC 74° CONE FLARED TUBE ADAPTER



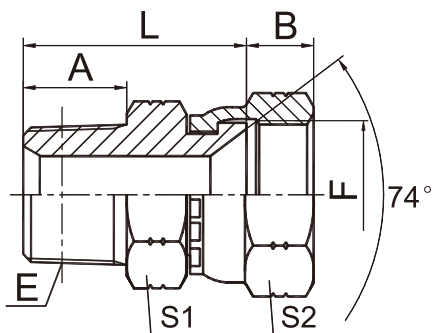
2J9

90° 弯美制 JIC 外螺纹 74° 外锥 / JIC 内螺纹 74° 内锥
90° ELBOW JIC MALE 74° CONE / JIC FEMALE 74° SEAT

代号 PART NO.	螺纹 THREAD		尺寸 DIMENSIONS				
	E	F	A	B	S1	S2	
2J9-02	5/16"X24	5/16"X24	21	5.6	11	12	
2J9-03	3/8"X24	3/8"X24	22	5	11	14	
2J9-04	7/16"X20	7/16"X20	24.5	9	11	15	
2J9-05	1/2"X20	1/2"X20	26.5	9.5	14	17	
2J9-06	9/16"X18	9/16"X18	26.9	10.5	14	19	
2J9-06-08	9/16"X18	3/4"X16	28.5	11	16	24	
2J9-08-06	3/4"X16	9/16"X18	32	10.5	19	19	
2J9-08	3/4"X16	3/4"X16	32	11	19	24	
2J9-08-10	3/4"X16	7/8"X14	32	13	19	27	
2J9-10	7/8"X14	7/8"X14	37.8	13	22	27	
2J9-10-08	7/8"X14	3/4"X16	37.8	11	22	24	
2J9-10-12	7/8"X14	1.1/16"X12	39.5	15	24	32	
2J9-12	1.1/16"X12	1.1/16"X12	44.2	15	27	32	
2J9-12-10	1.1/16"X12	7/8"X14	44.2	13	27	27	
2J9-12-16	1.1/16"X12	1.5/16"X12	46	16	30	41	
2J9-14	1.3/16"X12	1.3/16"X12	47.5	15	30	36	
2J9-16	1.5/16"X12	1.5/16"X12	48.8	16	33	41	
2J9-16-20	1.5/16"X12	1.5/8"X12	54	17	41	50	
2J9-20-16	1.5/8"X12	1.5/16"X12	55.5	16	41	41	
2J9-20	1.5/8"X12	1.5/8"X12	55.5	17	41	50	
2J9-20-24	1.5/8"X12	1.7/8"X12	59.5	20	48	55	
2J9-24-20	1.7/8"X12	1.5/8"X12	62.5	17	48	50	
2J9-24	1.7/8"X12	1.7/8"X12	62.5	20	48	55	
2J9-32	2.1/2"X12	2.1/2"X12	75.5	24.5	63	75	

注：螺母及衬套需另行订货。管子直径 D 为公制时，配用螺母及衬套分别选用 NB200、NB500。管子直径为英制时，配用螺母及衬套分别选用 NB200、NB300。 Note: Nut and sleeve should be ordered separately. The nut NB200 and sleeve NB500 is suitable for metric tube, the nut NB200 and sleeve NB300 is suitable for inch tube.

美制74°JIC扩口接头 JC 74° CONE FLARED TUBE ADAPTER

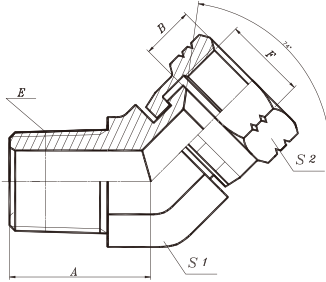


2NJ

布锥管外螺纹/JIC内螺纹74°内锥
NPT MALE/JIC FEMALE 74° SEAT

代号 PART NO.	螺纹 THREAD		尺寸 DIMENSIONS						
	E	F	A	B	L	S1	S2		
2NJ-02-04	Z1/8"X27	7/16"X20	10.5	9	24.5	12	17		
2NJ-02-05	Z1/8"X27	1/2"X20	10.5	9	25	12	17		
2NJ-04	Z1/4"X18	7/16"X20	15	9	29	17	17		
2NJ-04-05	Z1/4"X18	1/2"X20	15	9	29.5	17	17		
2NJ-04-06	Z1/4"X18	9/16"X18	15	10.5	29.5	17	19		
2NJ-04-08	Z1/4"X18	3/4"X16	15	10.5	31.5	19	24		
2NJ-06	Z3/8"X18	9/16"X18	16	10.5	30.5	19	19		
2NJ-06-08	Z3/8"X18	3/4"X16	16	10.5	32.5	19	24		
2NJ-06-10	Z3/8"X18	7/8"X14	16	12	35	22	27		
2NJ-08	Z1/2"X14	3/4"X16	19.5	10.5	37.5	22	24		
2NJ-08-06	Z1/2"X14	9/16"X18	19.5	10.5	36	22	19		
2NJ-08-10	Z1/2"X14	7/8"X14	19.5	12	38	22	27		
2NJ-08-12	Z1/2"X14	1.1/16"X12	19.5	15	42	27	32		
2NJ-12	Z3/4"X14	1.1/16"X12	19.5	15	42	30	32		
2NJ-12-08	Z3/4"X14	3/4"X16	19.5	10.5	40	30	24		
2NJ-12-10	Z3/4"X14	7/8"X14	19.5	12	40.5	30	27		
2NJ-12-16	Z3/4"X14	1.5/16"X12	19.5	16	42.5	32	41		
2NJ-16	Z1"X11.5	1.5/16"X12	25.5	16	48	36	41		
2NJ-16-12	Z1"X11.5	1.1/16"X12	25.5	15	49	36	32		
2NJ-16-20	Z1"X11.5	1.5/8"X12	25.5	17	52.5	41	50		
2NJ-20	Z1.1/4"X11.5	1.5/8"X12	26.5	17	52.5	46	50		
2NJ-20-24	Z1.1/4"X11.5	1.7/8"X12	26.5	20	54	46	60		
2NJ-24-20	Z1.1/2"X11.5	1.5/8"X12	27.5	17	56.5	50	50		
2NJ-24	Z1.1/2"X11.5	1.7/8"X12	27.5	23.5	57	50	60		

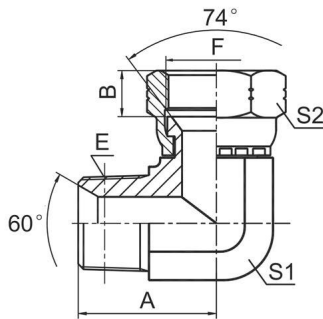
美制74°JIC扩口接头 JC 74° CONE FLARED TUBE ADAPTER



2NJ4

45° 美制 NPT 外螺纹 /JIC 内螺纹 74° 内锥
45° NPT MALE/JIC FEMALE 74° SEAT

代号 PART NO.	螺纹 THREAD		尺寸 DIMENSIONS				
	E	F	A	B	S1	S2	
2NJ4-04	Z1/4"X18	7/16"X20	21	9	14	17	
2NJ4-06	Z3/8"X18	9/16"X18	24	10.5	19	19	
2NJ4-08	Z1/2"X14	3/4"X16	29.5	10.5	22	24	
2NJ4-12	Z3/4"X14	1 1/16"X12	35	15	27	32	
2NJ4-16	Z1"X11 5	1.5/16"X12	39	16	33	41	
2NJ4-20	Z1.1/4"X11 5	1.5/8"X12	42.5	17	41	50	
2NJ4-24	Z1.1/2"X11 5	1.7/8"X12	45	20	48	55	

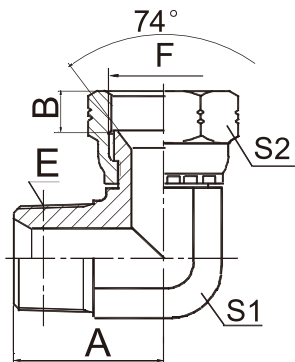


2NJ9

美制布锥管外螺纹/JIC内螺纹74°内锥 90°弯
NPT MALE/JIC FEMALE 74° SEAT 90° ELBOW

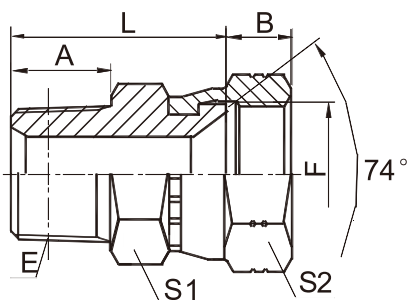
代号 PART NO.	螺纹 THREAD		尺寸 DIMENSIONS				
	E	F	A	B	S1	S2	
2NJ9-02-04	Z1/4"X18	7/16"X20	21	9	11	17	
2NJ9-02-05	Z1/4"X18	1/2"X20	21	9	11	17	
2NJ9-04	Z1/4"X18	7/16"X20	25.5	9	14	17	
2NJ9-04-06	Z1/4"X18	9/16"X18	25.5	10.5	14	19	
2NJ9-06	Z3/8"X18	9/16"X18	31	10.5	19	19	
2NJ9-06-08	Z3/8"X18	3/4"X16	31	10.5	19	24	
2NJ9-08	Z1/2"X14	3/4"X16	37.3	10.5	22	24	
2NJ9-08-10	Z1/2"X14	7/8"X14	37.3	12	22	27	
2NJ9-08-12	Z1/2"X14	1.1/16"X12	37.5	15	24	32	
2NJ9-12	Z3/4"X14	1.1/16"X12	44	15	27	32	
2NJ9-12-08	Z3/4"X14	3/4"X16	43.5	10.5	27	24	
2NJ9-12-10	Z3/4"X14	7/8"X14	43.5	12	27	27	
2NJ9-16	Z1"X11.5	1.5/16"X12	50	16	33	41	
2NJ9-16-14	Z1"X11.5	1.3/16"X12	49	15	33	36	
2NJ9-20	Z1.1/4"X11.5	1.5/8"X12	53	17	41	50	
2NJ9-24	Z1.1/2"X11.5	1.7/8"X12	59	20	48	55	

美制74°JIC扩口接头 JC 74° CONE FLARED TUBE ADAPTER


2TJ9-SP

90° 英锥管外螺纹 / 美制 JIC 内螺纹 74° 内锥
90° BSPT MALE/JIC FEMALE 74° SEAT

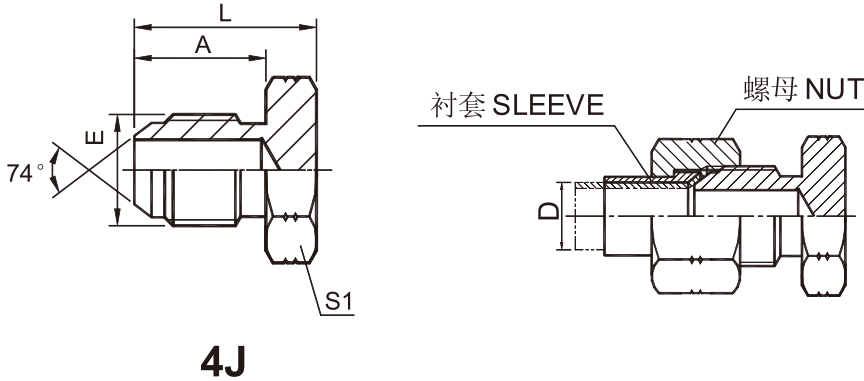
代号 PART NO.	螺纹 THREAD		尺寸 DIMENSIONS				
	E	F	A	B	S1	S2	
2TJ9-04SP	R1/4"X19	7/16"X20	26	9	14	15	
2TJ9-04-06SP	R1/4"X19	9/16"X18	26	10.5	14	19	
2TJ9-06SP	R3/8"X19	9/16"X18	29	10.5	16	19	
2TJ9-08SP	R1/2"X14	3/4"X16	37	11	22	24	
2TJ9-08-10SP	R1/2"X14	7/8"X14	37	13	22	27	
2TJ9-12SP	R3/4"X14	1.1/16"X12	43.5	15	27	32	
2TJ9-12-16SP	R3/4"X14	1.5/16"X12	46.5	16	33	41	
2TJ9-16SP	R1"X11	1.5/16"X12	50	16	33	41	


2TJ-SP

英锥管外螺纹 / 美制 JIC 内螺纹 74° 内锥
BSPT MALE/JIC FEMALE 74° SEAT

代号 PART NO.	螺纹 THREAD		尺寸 DIMENSIONS				
	E	F	A	B	L	S1	S2
2TJ-02-04SP	R1/8"X28	7/16"X20	10	9	24	12	17
2TJ-04SP	R1/4"X19	7/16"X20	14	9	28	14	17
2TJ-04-05SP	R1/4"X19	1/2"X20	14	9	28.5	14	17
2TJ-04-06SP	R1/4"X19	9/16"X18	14	10.5	28.5	14	19
2TJ-06-05SP	R3/8"X19	1/2"X20	15	9	29.5	19	17
2TJ-06SP	R3/8"X19	9/16"X18	15	10.5	29.5	17	19
2TJ-06-08SP	R3/8"X19	3/4"X16	15	10.5	31.5	19	24
2TJ-08SP	R1/2"X14	3/4"X16	19	10.5	37.5	24	24
2TJ-08-10SP	R1/2"X14	7/8"X14	19	12	38	24	27
2TJ-08-12SP	R1/2"X14	1.1/16"X12	20	15	41.5	27	32
2TJ-12SP	R3/4"X14	1.1/16"X12	19	15	41.5	30	32
2TJ-12-16SP	R3/4"X14	1.5/16"X12	20	16	43.5	32	41
2TJ-16SP	R1"X11	1.5/16"X12	24	16	47.5	36	41
2TJ-20SP	R1.1/4"X11	1.5/8"X12	25	17	52	46	50
2TJ-24SP	R1.1/2"X11	1.7/8"X12	26.5	20	56	50	55

美制74°JIC扩口接头 JC 74° CONE FLARED TUBE ADAPTER

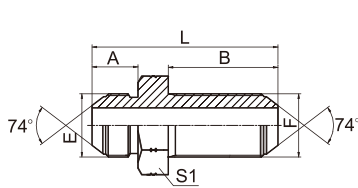
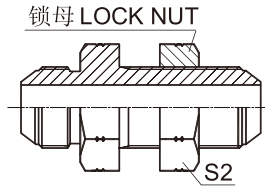
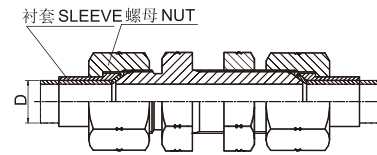


美制 JIC 外螺纹 74° 外锥堵头
JIC MALE 74° CONE PLUG

代号 PART NO.	螺纹 THREAD			尺寸 DIMENSIONS				
	E			A	L	S1		
4J-02	5/16"X24			11.4	17.5	11		
4J-03	3/8"X24			12.2	18	11		
4J-04	7/16"X20			14	20	12		
4J-05	1/2"X20			14	20	14		
4J-06	9/16"X18			14.1	20	17		
4J-08	3/4"X16			16.7	25	22		
4J-10	7/8"X14			19.3	27.5	24		
4J-12	1.1/16"X12			21.9	32	30		
4J-14	1.3/16"X12			22.6	33.5	32		
4J-16	1.5/16"X12			23.1	34	36		
4J-20	1.5/8"X12			24.3	38	46		
4J-24	1.7/8"X12			27.5	44.5	50		
4J-32	2.1/2"X12			33.9	51	65		

注：螺母及衬套需另行订货。管子直径 D 为公制时，配用螺母及衬套分别选用 NB200、NB500。管子直径为英制时，配用螺母及衬套分别选用 NB200、NB300。 Nut and sleeve should be ordered separately. The nut NB200 and sleeve NB500 is suitable for metric tube, the nut NB200 and sleeve NB300 is suitable for inch tube.

美制74°JIC扩口接头 JC 74° CONE FLARED TUBE ADAPTER

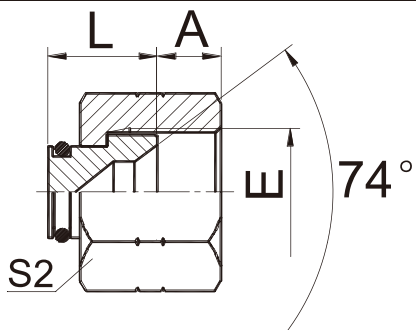

6J

6J-LN


美制 JIC 外螺纹 74° 外锥过板接头
JIC MALE 74° CONE BULKHEAD

代号 PART NO.	螺纹 THREAD		尺寸 DIMENSIONS					
	E	F	A	B	L	S1	S2	
6J-02	5/16"X24	5/16"X24	11.4	28.2	47.5	14	14	
6J-03	3/8"X24	3/8"X24	12.2	28.2	48.3	16	16	
6J-04	7/16"X20	7/16"X20	14	32.5	52.5	17	17	
6J-05	1/2"X20	1/2"X20	14	32.5	52.5	19	19	
6J-06	9/16"X18	9/16"X18	14.1	32.5	54.5	22	22	
6J-06(S19)	9/16"X18	9/16"X18	14.1	32.5	54.5	19	22	
6J-08	3/4"X16	3/4"X16	16.7	36.5	61.5	24	24	
6J-10	7/8"X14	7/8"X14	19.3	40	69.5	30	30	
6J-12	1.1/16"X12	1.1/16"X12	21.9	44.5	78.5	36	36	
6J-14	1.3/16"X12	1.3/16"X12	22.6	44.5	79.2	38	38	
6J-16	1.5/16"X12	1.5/16"X12	23.1	44.5	79.8	41	41	
6J-20	1.5/8"X12	1.5/8"X12	24.3	45.7	84	50	50	
6J-24	1.7/8"X12	1.7/8"X12	27.5	46	89.5	55	55	
6J-32	2.1/2"X12	2.1/2"X12	33.9	53.1	106.7	70	70	

注：如需带锁母订货，则请在代号后加“LN”，如6J-12LN。螺母及衬套需另行订货，管子直径D为公制时，配用螺母及衬套分别选用NB200、NB500。管子直径为英制时，配用螺母及衬套分别选用NB200、NB300。Note: In case if you are interested to order the adapter with lock nut, please insert suffix "LN" after our partno, forexample 6J-12LN. Nut and sleeve should be ordered separately, The nut NB200 and sleeve NB500 is suitable for metric tube, the nut NB200 and sleeve NB300 is suitable for inch tube.

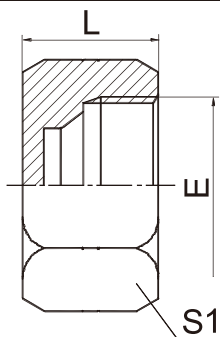
美制74°JIC扩口接头 JC 74° CONE FLARED TUBE ADAPTER



9J

美制 JIC 内螺纹 74° 内锥堵头
JIC FEMALE 74° SEAT PLUG

代号 PART NO.	螺纹 THREAD				尺寸 DIMENSIONS				
	E				A	L	S2		
9J-03	3/8"X24				8	10.5	14		
9J-04	7/16"X20				9	10.5	15		
9J-05	1/2"X20				9.5	11	17		
9J-06	9/16"X18				10.5	11	19		
9J-08	3/4"X16				11	13	24		
9J-10	7/8"X14				13	13.5	27		
9J-12	1.1/16"X12				15	15	32		
9J-14	1.3/16"X12				15	15	36		
9J-16	1.5/16"X12				16	15.5	41		
9J-20	1.5/8"X12				17	18.5	50		
9J-24	1.7/8"X12				20	19	55		
9J-32	2.1/2"X12				23.5	20.5	75		

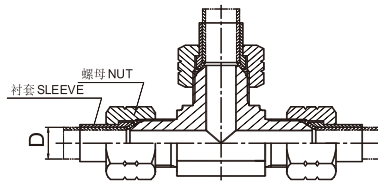
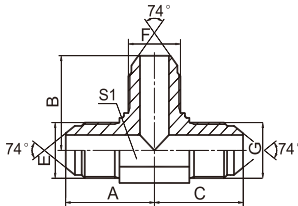


9J-CAP

JIC 74° 内螺纹堵头
JIC 74° FEMALE PLUG

代号 PART NO.	螺纹 THREAD				尺寸 DIMENSIONS				
	E				L	S1			
9J-04CAP	7/16"X20				15.1	15			
9J-10CAP	7/8"X14				21.4	27			
9J-05CAP	1/2"X20				15.5	17			
9J-06CAP	9/16"X18				15.9	19			
9J-08CAP	3/4"X16				19	24			
9J-12CAP	1.1/16"X12				23	32			
9J-20CAP	1.5/8"X12				27	50			
9J-24CAP	1.7/8"X12				30.2	60			
9J-32CAP	2.1/2"X12				36.5	75			
9J-16CAP	1.5/16"X12				25.8	41			

美制74°JIC扩口接头 JC 74° CONE FLARED TUBE ADAPTER



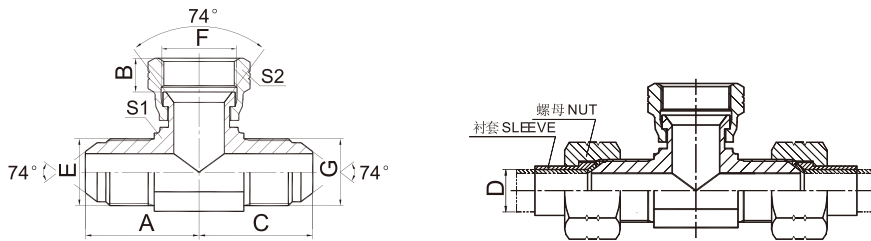
AJ

美制 JIC 外螺纹 74° 外锥
JIC MALE 74° CONE

代号 PART NO.	螺纹 THREAD			尺寸 DIMENSIONS				
	E	F	G	A	B	C	S1	
AJ-02	5/16"X24	5/16"X24	5/16"X24	21	21	21	11	
AJ-03	3/8"X24	3/8"X24	3/8"X24	22	22	22	11	
AJ-04	7/16"X20	7/16"X20	7/16"X20	24.5	24.5	24.5	11	
AJ-04-06-04	7/16"X20	9/16"X18	7/16"X20	26.6	26.9	26.6	14	
AJ-05-04-05	1/2"X20	7/16"X20	1/2"X20	26	26.6	26	14	
AJ-05	1/2"X20	1/2"X20	1/2"X20	26	26	26	14	
AJ-06-04-06	9/16"X18	7/16"X20	9/16"X18	26.9	26.6	26.9	14	
AJ-06	9/16"X18	9/16"X18	9/16"X18	26.9	26.9	26.9	14	
AJ-06-08-06	9/16"X18	3/4"X16	9/16"X18	30	32	30	19	
AJ-08	3/4"X16	3/4"X16	3/4"X16	32	32	32	19	
AJ-08-06-06	3/4"X16	9/16"X18	9/16"X18	32	30	30	19	
AJ-08-06-08	3/4"X16	9/16"X18	3/4"X16	32	30	32	19	
AJ-08-10-08	3/4"X16	7/8"X14	3/4"X16	34.8	37.8	34.8	22	
AJ-08-12-08	3/4"X16	1.1/16"X12	3/4"X16	37.9	44.2	37.9	27	
AJ-10	7/8"X14	7/8"X14	7/8"X14	37.8	37.8	37.8	22	
AJ-10-08-08	7/8"X14	3/4"X16	3/4"X16	37.8	34.8	34.8	22	
AJ-10-08-10	7/8"X14	3/4"X16	7/8"X14	37.8	34.8	37.8	22	
AJ-10-12-10	7/8"X14	1.1/16"X12	7/8"X14	41	44.2	41	27	
AJ-12	1.1/16"X12	1.1/16"X12	1.1/16"X12	44.2	44.2	44.2	27	
AJ-12-08-12	1.1/16"X12	3/4"X16	1.1/16"X12	44.2	37.9	44.2	27	
AJ-12-10-12	1.1/16"X12	7/8"X14	1.1/16"X12	44.2	41	44.2	27	
AJ-12-16-12	1.1/16"X12	1.5/16"X12	1.1/16"X12	48	49	48	33	
AJ-14	1.3/16"X12	1.3/16"X12	1.3/16"X12	47.5	47.5	47.5	30	
AJ-16	1.5/16"X12	1.5/16"X12	1.5/16"X12	49	49	49	33	
AJ-16-12-16	1.5/16"X12	1.1/16"X12	1.5/16"X12	49	48	49	33	
AJ-20	1.5/8"X12	1.5/8"X12	1.5/8"X12	56.5	56.5	56.5	41	
AJ-20-16-20	1.5/8"X12	1.5/16"X12	1.5/8"X12	56.5	54	56.5	41	
AJ-24	1.7/8"X12	1.7/8"X12	1.7/8"X12	63	63	63	48	
AJ-32	2.1/2"X12	2.1/2"X12	2.1/2"X12	78	78	78	63	

注：螺母及衬套需另行订货。管子直径 D 为公制时，配用螺母及衬套分别选用 NB200、NB500。管子直径为英制时，配用螺母及衬套分别选用 NB200、NB300。 Nut and sleeve should be ordered separately. The nut NB200 and sleeve NB500 is suitable for metric tube, the nut NB200 and sleeve NB300 is suitable for inch tube.

美制74°JIC扩口接头 JC 74° CONE FLARED TUBE ADAPTER



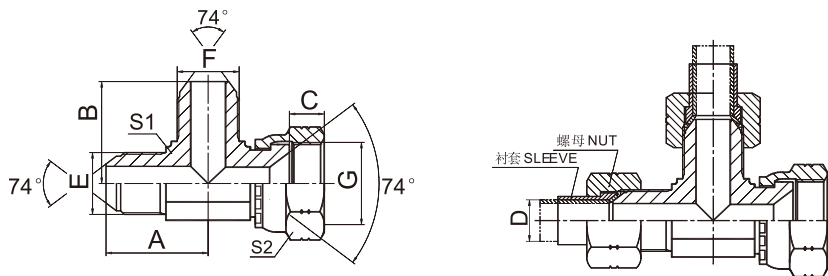
BJ

美制 JIC 外螺纹 / 美制 JIC 内螺纹 / 美制 JIC 外螺纹
JIC MALE / JIC FEMALE / JIC MALE

代号 PART NO.	螺纹 THREAD			尺寸 DIMENSIONS						
	E	F	G			A	B	C	S1	S2
BJ-04	7/16"X20	7/16"X20	7/16"X20			24.5	9	24.5	11	15
BJ-05	1/2"X20	1/2"X20	1/2"X20			26.5	9.5	26.5	14	17
BJ-06	9/16"X18	9/16"X18	9/16"X18			26.9	10.5	26.9	14	19
BJ-08	3/4"X16	3/4"X16	3/4"X16			32	11	32	19	24
BJ-10	7/8"X14	7/8"X14	7/8"X14			37.8	14	37.8	22	27
BJ-12	1.1/16"X12	1.1/16"X12	1.1/16"X12			44.2	15	44.2	27	32
BJ-14	1.3/16"X12	1.3/16"X12	1.3/16"X12			47.5	15	47.5	30	36
BJ-16	1.5/16"X12	1.5/16"X12	1.5/16"X12			49	16	49	33	41
BJ-20	1.5/8"X12	1.5/8"X12	1.5/8"X12			56	17	56	41	50
BJ-24	1.7/8"X12	1.7/8"X12	1.7/8"X12			63.5	20	63.5	48	55
BJ-32	2.1/2"X12	2.1/2"X12	2.1/2"X12			78	24.5	78	63	75

注：螺母及衬套需另行订货。管子直径 D 为公制时，配用螺母及衬套分别选用 NB200、NB500。管子直径为英制时，配用螺母及衬套分别选用 NB200、NB300。 Nut and sleeve should be ordered separately. The nut NB200 and sleeve NB500 is suitable for metric tube, the nut NB200 and sleeve NB300 is suitable for inch tube.

美制74°JIC扩口接头 JC 74° CONE FLARED TUBE ADAPTER



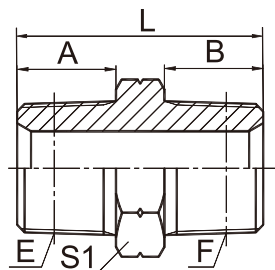
CJ

美制 JIC 外螺纹 / 美制 JIC 外螺纹 / 美制 JIC 内螺纹
JIC MALE/JIC MALE/JIC FEMALE

代号 PART NO.	螺纹 THREAD			尺寸 DIMENSIONS				
	E	F	G	A	B	C	S1	S2
CJ-04	7/16"X20	7/16"X20	7/16"X20	24.5	24.5	9	11	15
CJ-05	1/2"X20	1/2"X20	1/2"X20	26.6	26.6	9.5	14	17
CJ-06	9/16"X18	9/16"X18	9/16"X18	26.9	26.9	10.5	14	19
CJ-08	3/4"X16	3/4"X16	3/4"X16	32	32	9.5	19	24
CJ-10	7/8"X14	7/8"X14	7/8"X14	37.8	37.8	13	22	27
CJ-10-08-10	7/8"X14	7/8"X14	7/8"X14	37.8	34.8	13	22	27
CJ-12	1.1/16"X12	1.1/16"X12	1.1/16"X12	44.2	44.2	15	27	32
CJ-12-08-12	1.1/16"X12	1.1/16"X12	1.1/16"X12	44.2	37.9	15	27	32
CJ-14	1.3/16"X12	1.3/16"X12	1.3/16"X12	47.5	47.5	15	30	36
CJ-16	1.5/16"X12	1.5/16"X12	1.5/16"X12	49	49	16	33	41
CJ-20	1.5/8"X12	1.5/8"X12	1.5/8"X12	55.5	55.5	17	41	50
CJ-24	1.7/8"X12	1.7/8"X12	1.7/8"X12	63	63	20	48	55
CJ-32	2.1/2"X12	2.1/2"X12	2.1/2"X12	78	78	24.5	63	75

注：螺母及衬套需另行订货。管子直径 D 为公制时，配用螺母及衬套分别选用 NB200、NB500。管子直径为英制时，配用螺母及衬套分别选用 NB200、NB300。 Nut and sleeve should be ordered separately. The nut NB200 and sleeve NB500 is suitable for metric tube, the nut NB200 and sleeve NB300 is suitable for inch tube.

美制锥管螺纹NPT接头 NPT THREAE FITTING

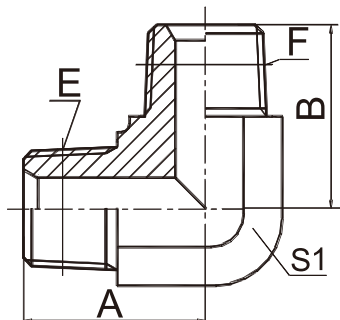


1N

美制布锥管外螺纹
NPT MALE

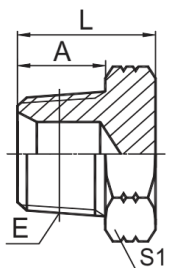
代号 PART NO.	螺纹 THREAD		尺寸 DIMENSIONS					
	E	F	A	B	L	S1		
1N-02	Z1/8"X27	Z1/8"X27	10.5	10.5	27	12		
1N-02-04	Z1/8"X27	Z1/4"X18	10.5	15	31	17		
1N-02-06	Z1/8"X27	Z3/8"X18	10.5	16	32	19		
1N-04	Z1/4"X18	Z1/4"X18	15	15	35	17		
1N-04-06	Z1/4"X18	Z3/8"X18	15	16	37	19		
1N-04-08	Z1/4"X18	Z1/2"X14	15	19.5	41.5	22		
1N-06	Z3/8"X18	Z3/8"X18	16	16	38	19		
1N-06-08	Z3/8"X18	Z1/2"X14	16	19.5	43.5	22		
1N-06-12	Z3/8"X18	Z3/4"X14	16	19.5	45.5	27		
1N-08	Z1/2"X14	Z1/2"X14	19.5	19.5	47	22		
1N-08-12	Z1/2"X14	Z3/4"X14	19.5	19.5	49	27		
1N-08-16	Z1/2"X14	Z1"X11.5	19.5	25.5	56	36		
1N-12	Z3/4"X14	Z3/4"X14	19.5	19.5	49	27		
1N-12-16	Z3/4"X14	Z1"X11.5	19.5	25.5	55	36		
1N-12-20	Z3/4"X14	Z1.1/4"X11.5	19.5	26.5	59	46		
1N-16	Z1"X11.5	Z1"X11.5	25.5	25.5	61	36		
1N-16-20	Z1"X11.5	Z1.1/4"X11.5	25.5	26.5	64	46		
1N-16-24	Z1"X11.5	Z1.1/2"X11.5	25.5	27.5	68	50		
1N-20	Z1.1/4"X11.5	Z1.1/4"X11.5	26.5	26.5	65	46		
1N-20-24	Z1.1/4"X11.5	Z1.1/2"X11.5	26.5	27.5	69	50		
1N-24	Z1.1/2"X11.5	Z1.1/2"X11.5	27.5	27.5	69	50		
1N-24-32	Z1.1/2"X11.5	Z2"X11.5	27.5	27.5	72	65		
1N-32	Z2"X11.5	Z2"X11.5	27.5	27.5	71	65		

美制锥管螺纹NPT接头 NPT THREAE FITTING


1N9

 90° 弯布锥管外螺纹
 90° ELBOW NPT MALE

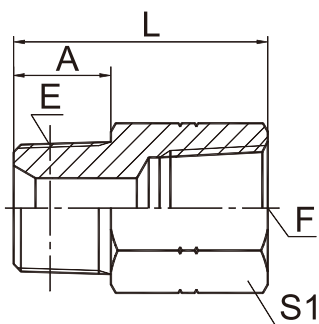
代号 PART NO.	螺纹 THREAD		尺寸 DIMENSIONS					
	E	F	A	B	S1			
1N9-02	Z1/8"X27	Z1/8"X27	21	21	11			
1N9-02-04	Z1/8"X27	Z1/4"X18	23.5	25.5	14			
1N9-04	Z1/4"X18	Z1/4"X18	25.5	25.5	14			
1N9-04-06	Z1/4"X18	Z3/8"X18	28	31	19			
1N9-04-08	Z1/4"X18	Z1/2"X14	30.5	36.5	22			
1N9-06	Z3/8"X18	Z3/8"X18	31	31	19			
1N9-06-08	Z3/8"X18	Z1/2"X14	33.8	37.3	22			
1N9-08	Z1/2"X14	Z1/2"X14	37.3	37.3	22			
1N9-08-12	Z1/2"X14	Z3/4"X14	40	44	27			
1N9-12	Z3/4"X14	Z3/4"X14	44	44	27			
1N9-12-16	Z3/4"X14	Z1"X11.5	46.5	50	33			
1N9-16	Z1"X11.5	Z1"X11.5	50	50	33			
1N9-20	Z1.1/4"X11.5	Z1.1/4"X11.5	54	54	41			
1N9-24	Z1.1/2"X11.5	Z1.1/2"X11.5	63	63	48			
1N9-32	Z2"X11.5	Z2"X11.5	68	68	63			


4N

 美制布锥管外螺纹堵头
 NPT MALE PLUG

代号 PART NO.	螺纹 THREAD		尺寸 DIMENSIONS					
	E		A	L	S1			
4N-02	Z1/8"X27		10.5	16	12			
4N-04	Z1/4"X18		15	20	17			
4N-06	Z3/8"X18		16	21	19			
4N-08	Z1/2"X14		19.5	27	22			
4N-12	Z3/4"X14		19.5	29.5	27			
4N-16	Z1"X11.5		25.5	36.5	36			
4N-20	Z1.1/4"X11.5		26.5	38.5	46			
4N-24	Z1.1/2"X11.5		27.5	43	50			
4N-32	Z2"X11.5		27.5	43.5	65			

美制锥管螺纹NPT接头 NPT THREAE FITTING

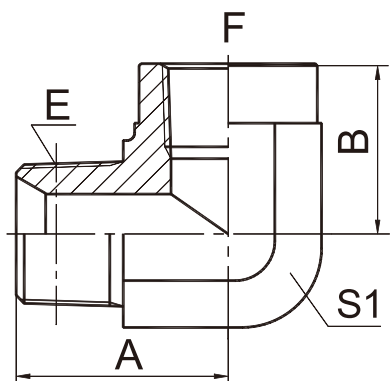


5N

布锥管外螺纹 / 布锥管内螺纹
NPT MALE / NPT FEMALE

代号 PART NO.	螺纹 THREAD		尺寸 DIMENSIONS				
	E	F	A	L	S1		
5N-02	Z1/8"X27	Z1/8"X27	10.5	25.5	17		
5N-02-04	Z1/8"X27	Z1/4"X18	10.5	31	19		
5N-02-06	Z1/8"X27	Z3/8"X18	11	31	24		
5N-04-02	Z1/4"X18	Z1/8"X27	15	22	17		
5N-04	Z1/4"X18	Z1/4"X18	15	35.3	19		
5N-04-06	Z1/4"X18	Z3/8"X18	15	36.6	24		
5N-04-08	Z1/4"X18	Z1/2"X14	15	43	30		
5N-06-02	Z3/8"X18	Z1/8"X27	16	22	19		
5N-06-04	Z3/8"X18	Z1/4"X18	16	22	19		
5N-06	Z3/8"X18	Z3/8"X18	16	37.6	24		
5N-06-08	Z3/8"X18	Z1/2"X14	17	43.7	30		
5N-06-12	Z3/8"X18	Z3/4"X14	17	47	36		
5N-08-04	Z1/2"X14	Z1/4"X18	19.5	28	24		
5N-08-06	Z1/2"X14	Z3/8"X18	19.5	28.5	24		
5N-08	Z1/2"X14	Z1/2"X14	19.5	47.5	30		
5N-08-12	Z1/2"X14	Z3/4"X14	19.5	49	36		
5N-12-06	Z3/4"X14	Z3/8"X18	19.5	30.5	27		
5N-12-08	Z3/4"X14	Z1/2"X14	19.5	30.5	27		
5N-12	Z3/4"X14	Z3/4"X14	19.5	49	36		
5N-12-16	Z3/4"X14	Z1"X11.5	19.5	55.4	41		
5N-16-08	Z1"X11.5	Z1/2"X14	25.5	35.5	36		
5N-16-12	Z1"X11.5	Z3/4"X14	25.5	36.5	36		
5N-16	Z1"X11.5	Z1"X11.5	25.5	60.7	41		
5N-16-20	Z1"X11.5	Z1.1/4"X11.5	25.5	63.5	50		
5N-20-12	Z1.1/4"X11.5	Z3/4"X14	26.5	38.5	46		
5N-20-16	Z1.1/4"X11.5	Z1"X11.5	26.5	41	46		
5N-20	Z1.1/4"X11.5	Z1.1/4"X11.5	26.5	61.5	50		
5N-20-24	Z1.1/4"X11.5	Z1.1/2"X11.5	26.5	62.5	60		
5N-24-16	Z1.1/2"X11.5	Z1"X11.5	27.5	41.5	50		
5N-24-20	Z1.1/2"X11.5	Z1.1/4"X11.5	27.5	41	50		
5N-24	Z1.1/2"X11.5	Z1.1/2"X11.5	27.5	62.5	65		
5N-24-32	Z1.1/2"X11.5	Z2"X11.5	27.5	66.5	70		
5N-32-20	Z2"X11.5	Z1.1/4"X11.5	27.5	44.5	65		
5N-32-24	Z2"X11.5	Z1.1/2"X11.5	27.5	45	65		
5N-32	Z2"X11.5	Z2"X11.5	27.5	62.5	70		

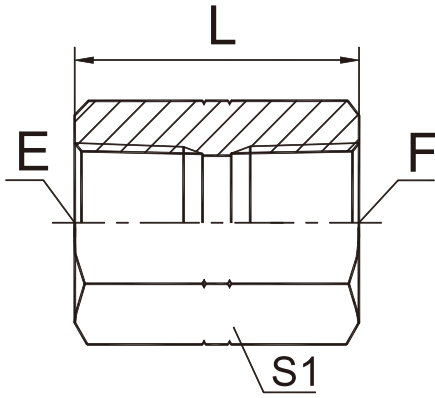
美制锥管螺纹NPT接头 NPT THREAED FITTING


5N9

90° 弯布锥管外螺纹 / 布锥管内螺纹
90° ELBOW NPT MALE/NPT FEMALE

代号 PART NO.	螺纹 THREAD		尺寸 DIMENSIONS					
	E	F	A	B	S1			
5N9-02	Z1/8"X27	Z1/8"X27	24.5	17.8	16			
5N9-04-02	Z1/4"X18	Z1/8"X27	26.5	16.8	16			
5N9-04	Z1/4"X18	Z1/4"X18	28	22.4	19			
5N9-04-06	Z1/4"X18	Z3/8"X18	31	25	24			
5N9-06-04	Z3/8"X18	Z1/4"X18	31	22.4	19			
5N9-06	Z3/8"X18	Z3/8"X18	33.5	25	24			
5N9-08	Z1/2"X14	Z1/2"X14	41.2	31.2	30			
5N9-12-08	Z3/4"X14	Z1/2"X14	45	31.2	30			
5N9-12	Z3/4"X14	Z3/4"X14	45.2	34.5	33			
5N9-16	Z1"X11.5	Z1"X11.5	54.5	41.1	41			
5N9-20	Z1.1/4"X11.5	Z1.1/4"X11.5	63	43.2	48			
5N9-24	Z1.1/2"X11.5	Z1.1/2"X11.5	71.5	52.8	63			
5N9-32	Z2"X11.5	Z2"X11.5	73.5	62	65			

美制锥管螺纹NPT接头 NPT THREAE FITTING

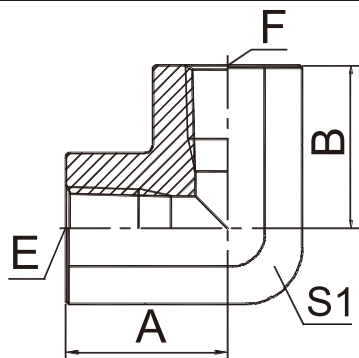


7N

布锥管内螺纹
NPT FEMALE

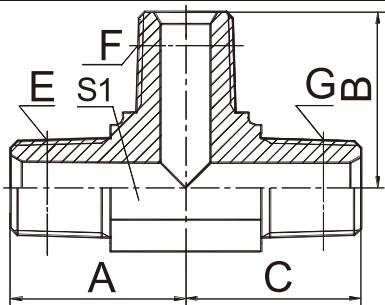
代号 PART NO.	螺纹 THREAD		尺寸 DIMENSIONS					
	E	F			L	S1		
7N-02	Z1/8"X27	Z1/8"X27			24	17		
7N-02-04	Z1/8"X27	Z1/4"X18			27	19		
7N-02-06	Z1/8"X27	Z3/8"X18			30	22		
7N-04	Z1/4"X18	Z1/4"X18			29	19		
7N-04-06	Z1/4"X18	Z3/8"X18			31	22		
7N-04-08	Z1/4"X18	Z1/2"X14			35	30		
7N-06	Z3/8"X18	Z3/8"X18			29	22		
7N-06-08	Z3/8"X18	Z1/2"X14			38	30		
7N-06-12	Z3/8"X18	Z3/4"X14			40	36		
7N-08	Z1/2"X14	Z1/2"X14			38	30		
7N-08-12	Z1/2"X14	Z3/4"X14			43	36		
7N-12	Z3/4"X14	Z3/4"X14			39	36		
7N-12-16	Z3/4"X14	Z1"X11.5			45.5	41		
7N-16	Z1"X11.5	Z1"X11.5			48	41		
7N-20	Z1.1/4"X11.5	Z1.1/4"X11.5			49	50		
7N-24	Z1.1/2"X11.5	Z1.1/2"X11.5			49	60		
7N-32	Z2"X11.5	Z2"X11.5			50	70		

美制锥管螺纹NPT接头 NPT THREAED FITTING


7N9-PK

 90° 弯布锥管内螺纹
 90° ELBOW NPT FEMALE

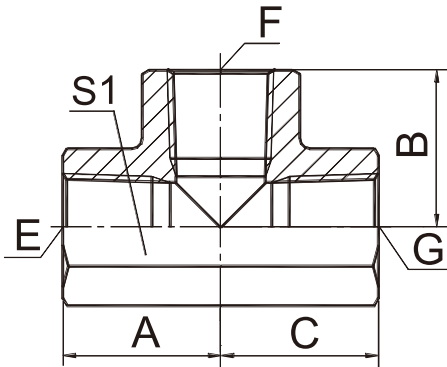
代号 PART NO.	螺纹 THREAD		尺寸 DIMENSIONS			
	E	F	A	B	S1	
7N9-02PK	Z1/8"X27	Z1/8"X27	20	20	16	
7N9-02-04PK	Z1/8"X27	Z1/4"X18	20	22.5	19	
7N9-04PK	Z1/4"X18	Z1/4"X18	22.5	22.5	19	
7N9-04-06PK	Z1/4"X18	Z3/8"X18	25	26	24	
7N9-06PK	Z3/8"X18	Z3/8"X18	26	26	24	
7N9-06-08PK	Z3/8"X18	Z1/2"X14	26	31	27	
7N9-08PK	Z1/2"X14	Z1/2"X14	31	31	27	
7N9-08-12PK	Z1/2"X14	Z3/4"X14	34	34	33	
7N9-12PK	Z3/4"X14	Z3/4"X14	34	34	33	
7N9-12-16PK	Z3/4"X14	Z1"X11.5	42	42	41	
7N9-16PK	Z1"X11.5	Z1"X11.5	42	42	41	
7N9-20PK	Z1.1/4"X11.5	Z1.1/4"X11.5	48	48	50	
7N9-24PK	Z1.1/2"X11.5	Z1.1/2"X11.5	53	53	60	
7N9-32PK	Z2"X11.5	Z2"X11.5	62	62	70	


AN

 美制布锥管外螺纹
 NPT MALE

代号 PART NO.	螺纹 THREAD			尺寸 DIMENSIONS			
	E	F	G	A	B	C	S1
AN-02	Z1/8"X27	Z1/8"X27	Z1/8"X27	21	21	21	11
AN-04	Z1/4"X18	Z1/4"X18	Z1/4"X18	25.5	25.5	25.5	14
AN-06	Z3/8"X18	Z3/8"X18	Z3/8"X18	31	31	31	19
AN-08	Z1/2"X14	Z1/2"X14	Z1/2"X14	36.7	36.7	36.7	22
AN-12	Z3/4"X14	Z3/4"X14	Z3/4"X14	44	44	44	27
AN-16	Z1"X11.5	Z1"X11.5	Z1"X11.5	50	50	50	33
AN-20	Z1.1/4"X11.5	Z1.1/4"X11.5	Z1.1/4"X11.5	54.5	54.5	54.5	41
AN-24	Z1.1/2"X11.5	Z1.1/2"X11.5	Z1.1/2"X11.5	59.5	59.5	59.5	48

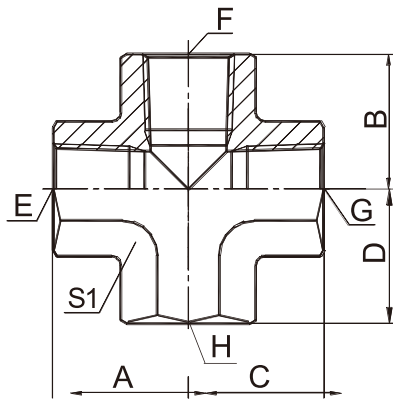
美制锥管螺纹NPT接头 NPT THREAED FITTING



GN-PK

布锥管内螺纹三通
NPT FEMALE TEE

代号 PART NO.	螺纹 THREAD			尺寸 DIMENSIONS				
	E	F	G	A	B	C	S1	
GN-02PK	Z1/8"X27	Z1/8"X27	Z1/8"X27	20	20	20	16	
GN-04PK	Z1/4"X18	Z1/4"X18	Z1/4"X18	22.5	22.5	22.5	19	
GN-06PK	Z3/8"X18	Z3/8"X18	Z3/8"X18	26	26	26	24	
GN-08PK	Z1/2"X14	Z1/2"X14	Z1/2"X14	31	31	31	27	
GN-12PK	Z3/4"X14	Z3/4"X14	Z3/4"X14	34	34	34	33	
GN-16PK	Z1"X11.5	Z1"X11.5	Z1"X11.5	42	42	42	41	
GN-20PK	Z1.1/4"X11.5	Z1.1/4"X11.5	Z1.1/4"X11.5	48	48	48	50	
GN-24PK	Z1.1/2"X11.5	Z1.1/2"X11.5	Z1.1/2"X11.5	53	53	53	60	
GN-32PK	Z2"X11.5	Z2"X11.5	Z2"X11.5	62	62	62	70	

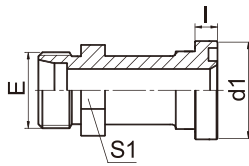


ZN

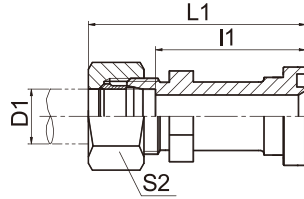
布锥管内螺纹
NPT FEMALE CROSS

代号 PART NO.	螺纹 THREAD			尺寸 DIMENSIONS				
	E, F, G, H			A, B, C, D	S1			
ZN-04	Z1/4"X18			22.5	19			
ZN-06	Z3/8"X18			26	24			
ZN-08	Z1/2"X14			31	27			
ZN-12	Z3/4"X14			34	33			
ZN-16	Z1"X11.5			42	41			
ZN-20	Z1.1/4"X11.5			48	50			

DIN 卡套式管接头 DIN BITE TYPE TUBE FITTINGS



1CFL
1DFL



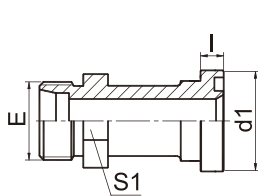
1CFL-RN
1DFL-RN

公制螺纹卡套式 / 轻
系列法兰 ISO 6162-1
METRIC MALE BITE TYPE /
L-SERIES FLANGE ISO 6162-1

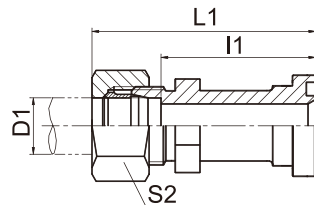
代号 PART NO.	螺纹 E THREAD	法兰型号 FLANGE SIZE	管子外径 D1 TUBE O.D.	O 形圈 O-RING	尺寸 DIMENSIONS						压力等级 MPa
					d1	l	l1	L1	S1	S2	
1CFL-22-08	M22X1.5	1/2"	15	O210	30.2	6.7	41	56	24	27	31.5 轻系列 L
1CFL-26-12	M26X1.5	3/4"	18	O214	38.1	6.73	45.5	62	30	32	
1CFL-30-12	M30X2	3/4"	22	O214	38.1	6.7	45.5	62	32	36	16 轻系列 L
1CFL-36-16	M36X2	1"	28	O219	44.4	8	46.5	63	38	41	
1CFL-45-20	M45X2	1.1/4"	35	O222	50.8	8	47.5	69	41	50	
1CFL-52-24	M52X2	1.1/2"	42	O225	60.3	8	53	76	46	60	
1DFL-24-08	M24X1.5	1/2"	16	O210	30.2	6.7	41.5	60	24	30	35 重系列 S
1DFL-30-12	M30X2	3/4"	20	O214	38.1	6.7	46.5	68	30	36	
1DFL-36-12	M36X2	3/4"	25	O214	38.1	6.73	45	69	30	46	
1DFL-42-16	M42X2	1"	30	O219	44.4	8	49.5	76	36	50	
1DFL-36-20	M36X2	1.1/4"	25	O222	50.8	8	48	72	41	46	28 重系列 S
1DFL-42-20	M42X2	1.1/4"	30	O222	50.8	8	48.5	75	41	50	
1DFL-52-20	M52X2	1.1/4"	38	O222	50.8	8	50	81	46	60	
1DFL-52-24	M52X2	1.1/2"	38	O225	60.3	8	54	85	46	60	
											21 重系列 S

注：如需带卡套及卡套螺母整套订货，则请在代号后加“RN”，如 1DFL-52-24RN。

Note: In case if you are interested to order the adapter in complete set with cutting ring and nut, it is necessary to insert suffix "RN" after our part NO., for example 1DFL-52-24RN.



1DFS



1DFS-RN

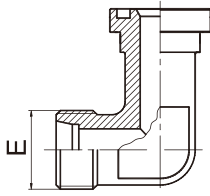
公制螺纹卡套式 / 重
系列法兰 ISO 6162-2
METRIC MALE BITE TYPE /
H-SERIES FLANGE ISO 6162-2

代号 PART NO.	螺纹 E THREAD	法兰型号 FLANGE SIZE	管子外径 D1 TUBE O.D.	O 形圈 O-RING	尺寸 DIMENSIONS						压力等级 MPa
					d1	l	l1	L1	S1	S2	
1DFS-24-08	M24X1.5	1/2"	16	O210	31.7	7.8	44.5	63	24	30	40 重系列 S
1DFS-24-12	M24X1.5	3/4"	16	O214	41.3	8.8	50.5	69	30	30	
1DFS-30-12	M30X2	3/4"	20	O214	41.3	8.8	50.5	72	30	36	
1DFS-36-12	M36X2	3/4"	25	O214	41.3	8.8	51	75	30	46	
1DFS-36-16	M36X2	1"	25	O219	47.6	9.5	60	81	36	46	
1DFS-42-16	M42X2	1"	30	O219	47.6	9.5	60.5	87	36	50	
1DFS-42-20	M42X2	1.1/4"	30	O222	54	10.3	65.5	92	41	50	
1DFS-52-20	M52X2	1.1/4"	38	O222	54	10.3	67	98	46	60	31.5 重系列 S
1DFS-52-24	M52X2	1.1/2"	38	O225	63.5	12.6	73	104	46	60	

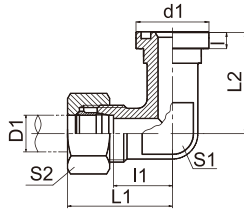
注：如需带卡套及卡套螺母整套订货，则请在代号后加“RN”，如 1DFS-52-24RN。

Note: In case if you are interested to order the adapter in complete set with cutting ring and nut, it is necessary to insert suffix "RN" after our part NO., for example 1DFS-52-24RN.

DIN 卡套式管接头 DIN BITE TYPE TUBE FITTINGS



1CFL9
1DFL9



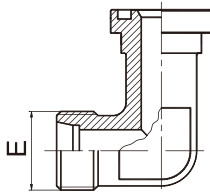
1CFL9-RN
1DFL9-RN

90° 弯 公制螺纹卡套式 /
轻系列法兰 ISO 6162-1
90° ELBOW METRIC MALE BITE TYPE /
L-SERIES FLANGE ISO 6162-1

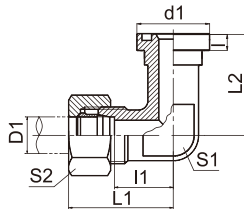
代号 PART NO.	螺纹 E THREAD	法兰型号 FLANGE SIZE	管子外径 D1 TUBE O.D.	O 形圈 O-RING	尺寸 DIMENSIONS							压力等级 MPa
					d1	l	l1	L1	L2	S1	S2	
1CFL9-22-08	M22X1.5	1/2"	15	O210	30.2	6.7	29	44	36	24	27	31.5 轻系列 L
1CFL9-26-12	M26X1.5	3/4"	18	O214	38.1	6.7	31.5	48	42	30	32	
1CFL9-30-12	M30X2	3/4"	22	O214	38.1	6.7	33.5	50	42	30	36	
1CFL9-36-16	M36X2	1"	28	O219	44.4	8	36.5	53	45	36	41	16 轻系列 L
1CFL9-45-20	M45X2	1.1/4"	35	O222	50.8	8	46.5	68	50	41	50	
1CFL9-52-24	M52X2	1.1/2"	42	O225	60.3	8	47	70	75	48	60	
1DFL9-24-08	M24X1.5	1/2"	16	O210	30.2	6.7	29.5	48	36	24	30	35 重系列 S
1DFL9-30-12	M30X2	3/4"	20	O214	38.1	6.7	32.5	54	42	30	36	
1DFL9-36-12	M36X2	3/4"	25	O214	38.1	6.7	33	57	42	30	46	
1DFL9-42-16	M42X2	1"	30	O219	44.4	8	36.5	63	45	36	50	28 重系列 S
1DFL9-36-20	M36X2	1.1/4"	25	O222	50.8	8	43	67	50	41	46	
1DFL9-42-20	M42X2	1.1/4"	30	O222	50.8	8	43.5	70	50	41	50	
1DFL9-52-20	M52X2	1.1/4"	38	O222	50.8	8	43	74	50	46	60	21 重系列 S
1DFL9-52-24	M52X2	1.1/2"	38	O225	60.3	8	48	79	75	48	60	

注：如需带卡套及卡套螺母整套订货，则请在代号后加“RN”，如 1DFL9-52-24RN。

Note: In case if you are interested to order the adapter in complete set with cutting ring and nut, it is necessary to insert suffix "RN" after our part NO., for example 1DFL9-52-24RN.



1DFS9



1DFS9-RN

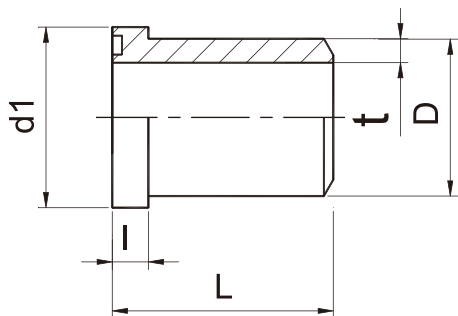
90° 弯公制螺纹卡套式 /
重系列法兰 ISO 6162-2
90° ELBOW METRIC MALE BITE TYPE /
H-SERIES FLANGE ISO 6162-2

代号 PART NO.	螺纹 E THREAD	法兰型号 FLANGE SIZE	管子外径 D1 TUBE O.D.	O 形圈 O-RING	尺寸 DIMENSIONS							压力等级 MPa
					d1	l	l1	L1	L2	S1	S2	
1DFS9-24-08	M24X1.5	1/2"	16	O210	31.7	7.8	29.5	48	39	24	30	40 重系列 S
1DFS9-24-12	M24X1.5	3/4"	16	O214	41.3	8.8	36.5	55	48	32	30	
1DFS9-30-12	M30X2	3/4"	20	O214	41.3	8.8	35.5	57	48	32	36	
1DFS9-36-12	M36X2	3/4"	25	O214	41.3	8.8	36	60	48	32	46	
1DFS9-36-16	M36X2	1"	25	O219	47.6	9.5	41	65	60	41	46	
1DFS9-42-16	M42X2	1"	30	O219	47.6	9.5	41.5	68	60	41	50	
1DFS9-42-20	M42X2	1.1/4"	30	O222	54	10.3	44.5	71	68	46	50	31.5 重系列 S
1DFS9-52-20	M52X2	1.1/4"	38	O222	54	10.3	45	76	68	46	60	
1DFS9-52-24	M52X2	1.1/2"	38	O225	63.5	12.6	56	87	76	48	60	

注：如需带卡套及卡套螺母整套订货，则请在代号后加“RN”，如 1DFS9-52-24RN。

Note: In case if you are interested to order the adapter in complete set with cutting ring and nut, it is necessary to insert suffix "RN" after our part NO., for example 1DFS9-52-24RN.

SAE 法兰 SAE FLANGE

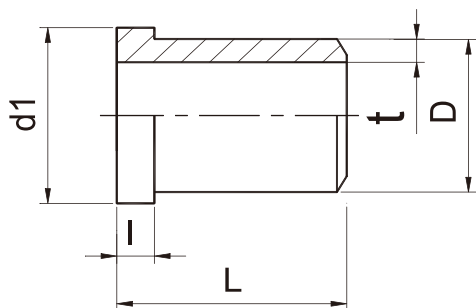


**1FLW
1FSW**

SAE 法兰 / 焊接管
SAE FLANGE/WELD TUBE

代号 PART NO.	法兰型号 FLANGE SIZE	DXt	尺寸 DIMENSION				压力等级 MPa
			d1	D	l	L	
3000PSI							
1FLW-08-16X2	1/2"	16X2	30.2	16	6.8	41	34.5
1FLW-08-20X2.5	1/2"	20X2.5		20			
1FLW-12-25X3	3/4"	25X3	38.1	25	8	50	
1FLW-16-25X3	1"	25X3	44.4	25			
1FLW-16-28X3	1"	28X3		28			
1FLW-16-30X4	1"	30X4		30			
1FLW-16-38X5	1"	38X5	44.4	38	8	50	
1FLW-20-25X3	1.1/4"	25X3	50.8	25			
1FLW-20-30X4	1.1/4"	30X4		30			
1FLW-20-38X5	1.1/4"	38X5		38			
1FLW-20-42X6	1.1/4"	42X6		42			
1FLW-24-38X4	1.1/2"	38X4	60.3	38	8	57	20.7
1FLW-24-42X5	1.1/2"	42X5		42			
1FLW-24-45X5	1.1/2"	45X5		45			
1FLW-24-50X6	1.1/2"	50X6		50			
1FLW-32-55X5	2"	55X5	71.4	55	9.6	57	
1FLW-32-60X8	2"	60X8		60			
1FLW-40-65X6	2.1/2"	65X6	84.1	65	9.6	58	17.2
1FLW-40-70X7.5	2.1/2"	70X7.5		70			
1FLW-48-80X6	3"	80X6	101.6	80	9.6	58	13.8
1FLW-48-90X8	3"	90X8		90			
6000PSI							
1FSW-08-16X2	1/2"	16X2	31.7	16	7.8	34	40
1FSW-08-20X2.5	1/2"	20X2.5		20			
1FSW-12-16X2	3/4"	16X2	41.3	16	8.8	38	
1FSW-12-20X2.5	3/4"	20X2.5		20			
1FSW-12-25X4	3/4"	25X4		25			
1FSW-16-25X3	1"	25X3	47.6	25	9.5	40	
1FSW-16-30X4	1"	30X4		30			
1FSW-16-38X5	1"	38X5		38			
1FSW-20-25X3	1.1/4"	25X3	54	25	10.3	45	
1FSW-20-30X4	1.1/4"	30X4		30			
1FSW-20-38X5	1.1/4"	38X5		38			
1FSW-20-42X6	1.1/4"	42X6		42			
1FSW-24-38X5	1.1/2"	38X5	63.5	38	12.6	50	
1FSW-24-45X6.5	1.1/2"	45X6.5		45			
1FSW-24-48X8	1.1/2"	48X8		48			
1FSW-24-50X8	1.1/2"	50X8		50			
1FSW-32-60X8	2"	60X8	79.4	60	12.6	58	
1FSW-32-60X10	2"	60X10		60			

SAE 法兰 SAE FLANGE

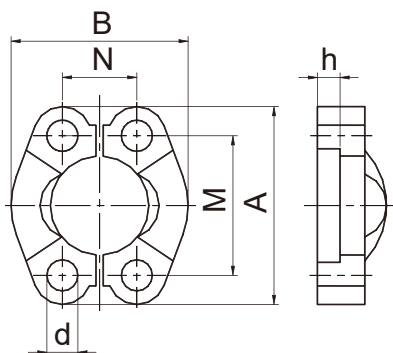


1FLW-PM
1FSW-PM

SAE 法兰 / 焊接管
SAE FLANGE/WELD TUBE

代号 PART NO.	法兰型号 FLANGE SIZE	DXt	尺寸 DIMENSION				压力等级 MPa
			d1	D	I	L	
3000PSI							
1FLW-08-16X2PM	1/2"	16X2	30.2	16	6.8	41	34.5
1FLW-08-20X2.5PM	1/2"	20X2.5		20			
1FLW-12-25X3PM	3/4"	25X3	38.1	25	6.8	50	
1FLW-16-25X3PM	1"	25X3		44.4			
1FLW-16-28X3PM	1"	28X3	28				
1FLW-16-30X4PM	1"	30X4	30				
1FLW-16-38X5PM	1"	38X5	50.8	38	8	55	27.6
1FLW-20-25X3PM	1.1/4"	25X3		25			
1FLW-20-30X4PM	1.1/4"	30X4		30			
1FLW-20-38X5PM	1.1/4"	38X5		38			
1FLW-20-42X6PM	1.1/4"	42X6	60.3	42	8	57	20.7
1FLW-24-38X4PM	1.1/2"	38X4		38			
1FLW-24-42X5PM	1.1/2"	42X5		42			
1FLW-24-45X5PM	1.1/2"	45X5		45			
1FLW-24-50X6PM	1.1/2"	50X6	71.4	50	9.6	57	17.2
1FLW-32-55X5PM	2"	55X5		55			
1FLW-32-60X8PM	2"	60X8	84.1	60	9.6	58	13.8
1FLW-40-65X6PM	2.1/2"	65X6		65			
1FLW-40-70X7.5PM	2.1/2"	70X7.5	101.6	70	9.6	58	
1FLW-48-80X6PM	3"	80X6		80			
1FLW-48-90X8PM	3"	90X8	90				
6000PSI							
1FSW-08-16X2PM	1/2"	16X2	31.7	16	7.8	34	40
1FSW-08-20X2.5PM	1/2"	20X2.5		20			
1FSW-12-16X2PM	3/4"	16X2	41.3	16	8.8	38	
1FSW-12-20X2.5PM	3/4"	20X2.5		20			
1FSW-12-25X4PM	3/4"	25X4	47.6	25	9.5	40	
1FSW-16-25X3PM	1"	25X3		25			
1FSW-16-30X4PM	1"	30X4		30			
1FSW-16-38X5PM	1"	38X5	54	38	10.3	45	
1FSW-20-25X3PM	1.1/4"	25X3		25			
1FSW-20-30X4PM	1.1/4"	30X4		30			
1FSW-20-38X5PM	1.1/4"	38X5		38			
1FSW-20-42X6PM	1.1/4"	42X6	63.5	42	12.6	50	
1FSW-24-38X5PM	1.1/2"	38X5		38			
1FSW-24-45X6.5PM	1.1/2"	45X6.5		45			
1FSW-24-48X8PM	1.1/2"	48X8		48			
1FSW-24-50X8PM	1.1/2"	50X8	79.4	50	12.6	58	
1FSW-32-60X8PM	2"	60X8		60			
1FSW-32-60X10PM	2"	60X10	60				

SAE 法兰 SAE FLANGE

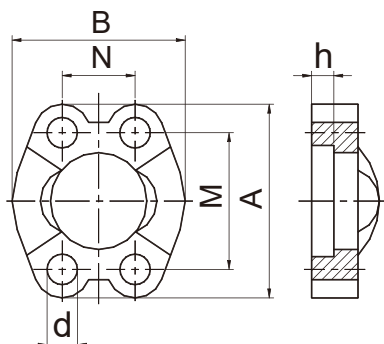


FL
FS

SAE 对开法兰夹
SAE SPLIT FLANGE CLAMP

代号 PART NO.	法兰型号 FLANGE SIZE	尺寸 DIMENSIONS							配用 螺栓	压力等级 MPa
		A	B	d	h	M	N			
3000PSI										
FL-08	1/2"		54	45.6	9	6.2	38.1	17.5	M8X25	34.5
FL-12	3/4"		65	51.8	11	6.2	47.6	22.2	M10X30	
FL-16	1"		70	58.4	11	7.5	52.4	26.2	M10X30	
FL-20	1.1/4"		79	72.6	11	7.5	58.7	30.2	M10X30	27.6
FL-24	1.1/2"		94	82.2	13.5	7.5	69.9	35.7	M12X35	20.7
FL-32	2"		102	96.4	13.5	9	77.8	42.9	M12X35	
FL-40	2.1/2"		114	108.2	13.5	9	88.9	50.8	M12X40	17.2
FL-48	3"		135	130.6	17.5	9	106.4	61.9	M16X50	13.8
6000PSI										
FS-08	1/2"		56	47.2	9	7.2	40.5	18.2	M8X30	42
FS-12	3/4"		71	60	11	8.2	50.8	23.8	M10X35	
FS-16	1"		81	69.6	13.5	9	57.2	27.8	M12X45	
FS-20	1.1/4"		95	77.2	13.5	9.8	66.6	31.8	M12X45	
FS-24	1.1/2"		113	95	17.5	12	79.3	36.5	M16X55	
FS-32	2"		133	113.8	22	12	96.8	44.5	M20X70	

SAE 法兰 SAE FLANGE

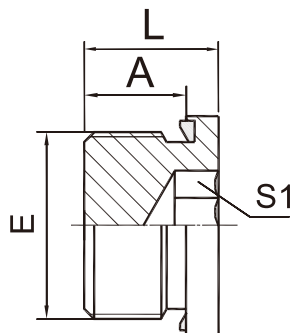


FL-W
FS-W

SAE 法兰夹
SAE FLANGE CLAMP

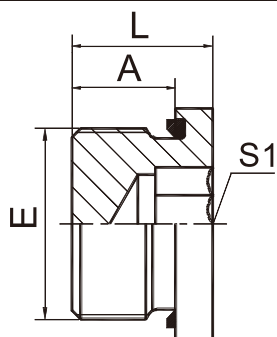
代号 PART NO.	法兰型号 FLANGE SIZE	尺寸 DIMENSIONS						配用 螺栓	压力等级 MPa
		A	B	d	h	M	N		
3000PSI									
FL-08W	1/2"	54	45.6	9	6.2	38.1	17.5	M8X25	34.5
FL-12W	3/4"	65	51.8	11	6.2	47.6	22.2	M10X30	
FL-16W	1"	70	58.4	11	7.5	52.4	26.2	M10X30	
FL-20W	1.1/4"	79	72.6	11	7.5	58.7	30.2	M10X30	27.6
FL-24W	1.1/2"	94	82.2	13.5	7.5	69.9	35.7	M12X35	20.7
FL-32W	2"	102	96.4	13.5	9	77.8	42.9	M12X35	
FL-40W	2.1/2"	114	108.2	13.5	9	88.9	50.8	M12X40	
FL-48W	3"	135	130.6	16.75	9	106.4	61.9	M16X50	13.8
6000PSI									
FS-08W	1/2"	56	47.2	9	7.2	40.5	18.2	M8X30	42
FS-12W	3/4"	71	60	11	8.2	50.8	23.8	M10X35	
FS-16W	1"	81	69.9	13.5	9	57.2	27.8	M12X45	
FS-20W	1.1/4"	95	77.2	13.5	9.8	66.6	31.8	M12X45	
FS-24W	1.1/2"	113	95	17.5	12	79.3	36.5	M16X55	
FS-32W	2"	133	113.8	22	12	96.8	44.5	M20X70	

堵头 PLUG


4BN-WD

英管外螺纹胶垫密封内六角堵头
BSP MALE CAPTIVE SEAL HOLLOW HEX PLUG

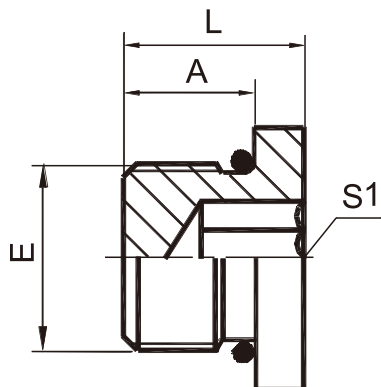
代号 PART NO.	螺纹 THREAD		胶垫 CAPTIVE		尺寸 DIMENSIONS			
	E		E端		A	L	S1	
4BN-02WD	G1/8"X28		WD-B02		8	12.3	5	
4BN-04WD	G1/4"X19		WD-B04		12	17.3	6	
4BN-06WD	G3/8"X19		WD-B06		12	17.3	8	
4BN-08WD	G1/2"X14		WD-B08		14	19.3	10	
4BN-12WD	G3/4"X14		WD-B12		16	21.3	12	
4BN-16WD	G1"X11		WD-B16		16	22.8	17	
4BN-20WD	G1.1/4"X11		WD-B20		16	22.8	22	
4BN-24WD	G1.1/2"X11		WD-B24		16	22.8	24	


4MN-WD

公制外螺纹胶垫密封内六角堵头
METRIC MALE CAPTIVE SEAL HOLLOW HEX PLUG

代号 PART NO.	螺纹 THREAD		胶垫 CAPTIVE		尺寸 DIMENSIONS			
	E		E端		A	L	S1	
4MN-10WD	M10X1		WD-B02		8	12.3	5	
4MN-12WD	M12X1.5		WD-M12		12	17.3	6	
4MN-14WD	M14X1.5		WD-B04		12	17.3	6	
4MN-16WD	M16X1.5		WD-M16		12	17.3	8	
4MN-18WD	M18X1.5		WD-M18		12	17.3	8	
4MN-20WD	M20X1.5		WD-M20		14	19.3	10	
4MN-22WD	M22X1.5		WD-M22		14	19.3	10	
4MN-26WD	M26X1.5		WD-B12		16	21.3	12	
4MN-27WD	M27X2		WD-B12		16	21.3	12	
4MN-33WD	M33X2		WD-B16		16	22.8	17	
4MN-42WD	M42X2		WD-B20		16	22.8	22	
4MN-48WD	M48X2		WD-B24		16	22.8	24	

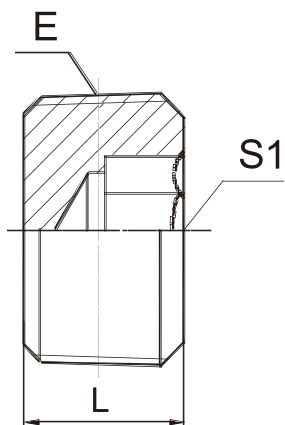
堵头 PLUG



4ON

SAE 外螺纹内六角堵头
SAE O-RING BOSS HOLLOW HEX PLUG

代号 PART NO.	螺纹 THREAD		O形圈 O-RING		尺寸 DIMENSIONS				
	E		E 端		A	L	S1		
4ON-04	7/16"X20		8.92X1.83		9.1	11.5	5		
4ON-05	1/2"X20		10.52X1.83		9.1	11.5	5		
4ON-06	9/16"X18		11.89X1.98		9.9	12.2	6		
4ON-08	3/4"X16		16.36X2.21		11.1	14.3	8		
4ON-10	7/8"X14		19.18X2.46		12.7	16	10		
4ON-12	1.1/16"X12		23.47X2.95		15.1	19	14		
4ON-16	1.5/16"X12		29.74X2.95		15.1	19	16		
4ON-20	1.5/8"X12		37.46X3.00		15.1	19	19		

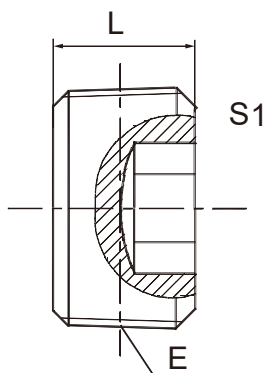


4NN

美布锥管外螺纹内六角堵头
NPT MALE HOLLOW HEX PLUG

代号 PART NO.	螺纹 THREAD		尺寸 DIMENSIONS						
	E				L	S1			
4NN-02	Z1/8"X27				8	5			
4NN-04	Z1/4"X18				10	6			
4NN-06	Z3/8"X18				12	8			
4NN-08	Z1/2"X14				15	10			
4NN-12	Z3/4"X14				16	12			
4NN-16	Z1"X11 5				18	17			

堵头 PLUG



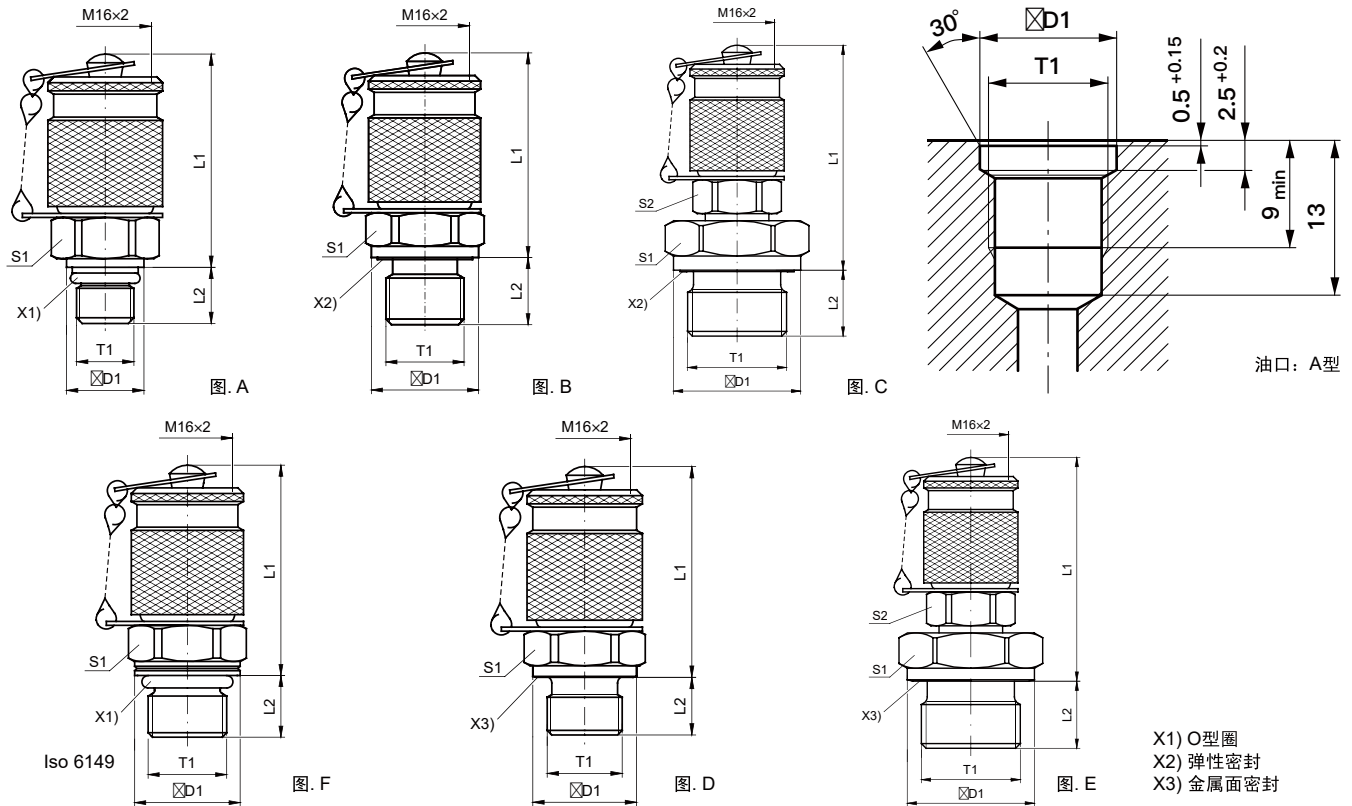
4TN-GM

英锥管外螺纹内六角堵头
BSPT MALE HOLLOW HEX

代号 PART NO.	螺纹 THREAD			尺寸 DIMENSIONS					
	E			L	S1				
4TN-02GM	R1/8"X28			8	5				
4TN-04GM	R1/4"X19			9	6				
4TN-06GM	R3/8"X19			10	8				
4TN-08GM	R1/2"X14			12	10				
4TN-12GM	R3/4"X14			12	12				
4TN-16GM	R1"X11			17	17				

测压接头 PRESSURE MEASURING JOINT

外螺纹: BSSP, 公制



X1) O型圈
X2) 弹性密封
X3) 金属面密封

T1	D1	L1	L2	S1	S2	图.	重量 克/件	订货号*	工作压力 (bar)		DF**	
									CF	71	CF	71
M8×1	9.5	38.5	7.5	17		A	66	EMA3/8X1OR	250		4.0	
M10×1	11.5	37.0	7.5	17		A	70	EMA3/10X1OR	630	630	4.0	4
M14×1.5	18.8	39.5	11.0	19		F	79	EMA3/14X1.5ISO	630	630	4.0	4
M10×1	14.0	40.0	8.0	17		D	67	EMA3/10X1	400		4.0	
M12×1.5	17.0	38.0	12.0	17		D	74	EMA3/12X1.5	400		4.0	
M14×1.5	19.0	39.0	12.0	19		D	78	EMA3/14X1.5	400		4.0	
M16×1.5	21.0	40.0	12.0	22		D	90	EMA3/16X1.5	400		4.0	
G1/8	14.0	37.5	8.0	17		D	70	EMA3/1/8	400		4.0	
G1/4	18.0	39.0	12.0	19		D	77	EMA3/1/4	400		4.0	
G3/8	22.0	40.5	12.0	22		D	91	EMA3/3/8	400		4.0	
G1/2	26.0	46.0	14.0	27	17	E	137	EMA3/1/2	400		3.4	
G1/8	14.0	37.5	8.0	17		B	72	EMA3/1/8ED	400	400	4.0	4
G1/4	19.0	39.0	12.0	19		B	76	EMA3/1/4ED	630	630	4.0	4
G3/8	22.0	40.5	12.0	22		B	93	EMA3/3/8ED	630	630	4.0	4
M10×1	14.0	40.0	8.0	17		B	71	EMA3/10X1ED	400	400	4.0	4
M12×1.5	17.0	38.0	12.0	17		B	72	EMA3/12X1.5ED	630	630	4.0	4
M14×1.5	19.0	39.0	12.0	19		B	77	EMA3/14X1.5ED	400	400	4.0	4
G1/2	27.0	46.0	14.0	27	17	C	135	EMA3/1/2ED	400	400	4.0	4

**DF = 设计系数

请根据
表面处理及
材料添加后缀

订货号后缀			
材料	表面处理 及材料	示例	标准密封材料
碳钢, 无六价铬镀锌	CF	EMA3/10X10ORCF	NBR
不锈钢	71	EMA3/10X10OR71	VIT

测压接头 PRESSURE MEASURING JOINT

24°锥旋转螺母连接

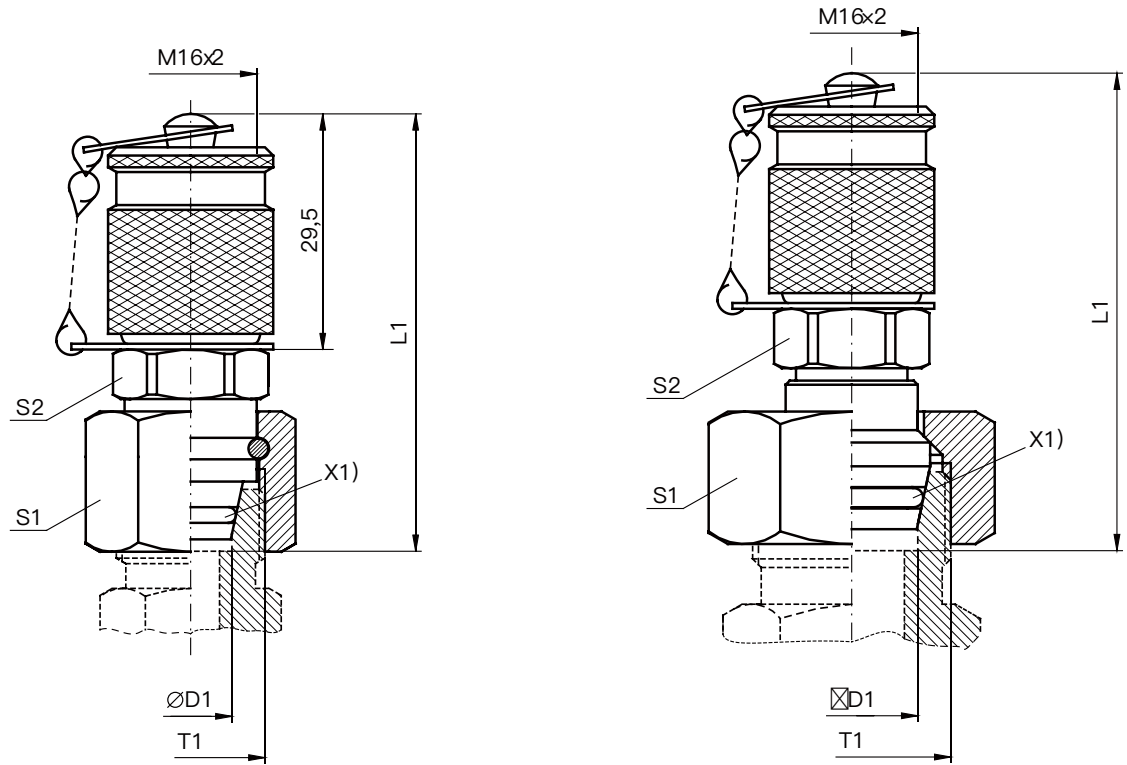


图 . A

X1) O型圈

图 . B

系列	D1	T1	L1	S1	S2	图.	重量 克/件	订货号*	工作压力 (bar)		DF**	
									CF	71	CF	71
L	06	M12×1.5	55	14	17	A	82	VKA3/06L	315	315	4	4
	08	M14×1.5	51	17	17	A	82	VKA3/08L	315	315	4	4
	10	M16×1.5	53	19	17	A	93	VKA3/10L	315	315	4	4
	12	M18×1.5	53	22	17	A	107	VKA3/12L	315	315	4	4
	15	M22×1.5	59	27	17	B	133	VKA3/15L	315	315	4	4
	18	M26×1.5	59	32	17	B	163	VKA3/18L	315	315	4	4
	22	M30×2	60	36	17	B	205	VKA3/22L	160	160	4	4
	28	M36×2	64	41	17	B	269	VKA3/28L	160	160	4	4
	35	M45×2	71	50	17	B	411	VKA3/35L	160	160	4	4
42	M52×2	72	60	17	B	592	VKA3/42L	160	160	4	4	
S	06	M14×1.5	50	17	17	A	81	VKA3/06S	630	630	4	4
	08	M16×1.5	52	19	17	A	88	VKA3/08S	630	630	4	4
	10	M18×1.5	53	22	17	A	99	VKA3/10S	630	630	4	4
	12	M20×1.5	54	24	19	A	121	VKA3/12S	630	630	4	4
	14	M22×1.5	59	27	17	B	136	VKA3/14S	630	630	4	4
	16	M24×1.5	58	30	17	B	156	VKA3/16S	400	400	4	4
	20	M30×2	65	36	17	B	223	VKA3/20S	400	400	4	4
	25	M36×2	68	46	17	B	367	VKA3/25S	400	400	4	4
	30	M42×2	74	50	17	B	444	VKA3/30S	400	400	4	4
	38	M52×2	81	60	17	B	655	VKA3/38S	315	315	4	4

**DF = 设计系数

请根据
表面处理及
材料添加后缀

订货号后缀			
材料	表面处理 及材料	示例	标准密封材料
碳钢, 无六价铬镀锌	CF	VKA3/06LCF	NBR
不锈钢	71	VKA3/06L71	VIT




SMA 系列测试软管



型号	左接头形式	右接头形式	软管通径 MM
SMA3-XXX*	M16X2内螺纹	M16X2内螺纹	2
SMA4-XXX	M16X2内螺纹	DKO内螺纹M14X1.5	2
SMA5-XXX	M16X2内螺纹	DKO内螺纹M16X1.5	2
SMA6-XXX	M16X2内螺纹	G1/4内螺纹	2
SMA7-XXX	DKO内螺纹M14X1.5	G1/4内螺纹	2
SMA8-XXX	DKO内螺纹M16X1.5	G1/4内螺纹	2
SMA9-XXX	DKO内螺纹M14X1.5	DKO内螺纹M14X1.5	2
SMA10-XXX	DKO内螺纹M16X1.5	DKO内螺纹M16X1.5	2

*XXX代表长度(mm), 可根据实际需要确定。

梭阀 SHUTTLE VALVE

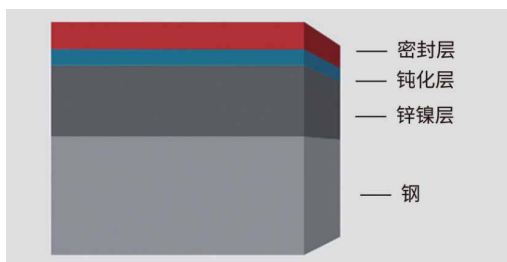


- 结构形式:球形座阀门
- 作为管道组件进行组装
- 也有带密封锥接口的特殊结构形式
- 组装位置任意

换向阀在一个封闭的液压循环回路中作为自动转换设备工作。通过两个可封闭的入口和一个出口,换向阀分别根据现有压力油供给将连接口A或B与C连接,同时通过个活动球体封闭另一个接口。



材料和表面处理:碳钢壳体,表面锌镍合金(720小时无白锈)

基于矿物油的压力液体(其他介质根据要求提供)
 温度范围:-40°C至+120°C
 允许泄漏值:1cm³/分钟



注意:不能用于压缩空气、气体、不能与焊接锥一起使用!

单向阀 ONE-WAY VALVE




根据开启压力,单向阀也可用作吸入阀或背压阀。通过带封腔软密封的弹簧加载密封锥进行密封密封锥上的行程限制装置和减震销可减小磨损通过内部零件的形状表现极小阻力的液动。

单项可提供多种结构形式

- 高压单向阀
- 单向阀插装阀芯
- 阀内部件安装件

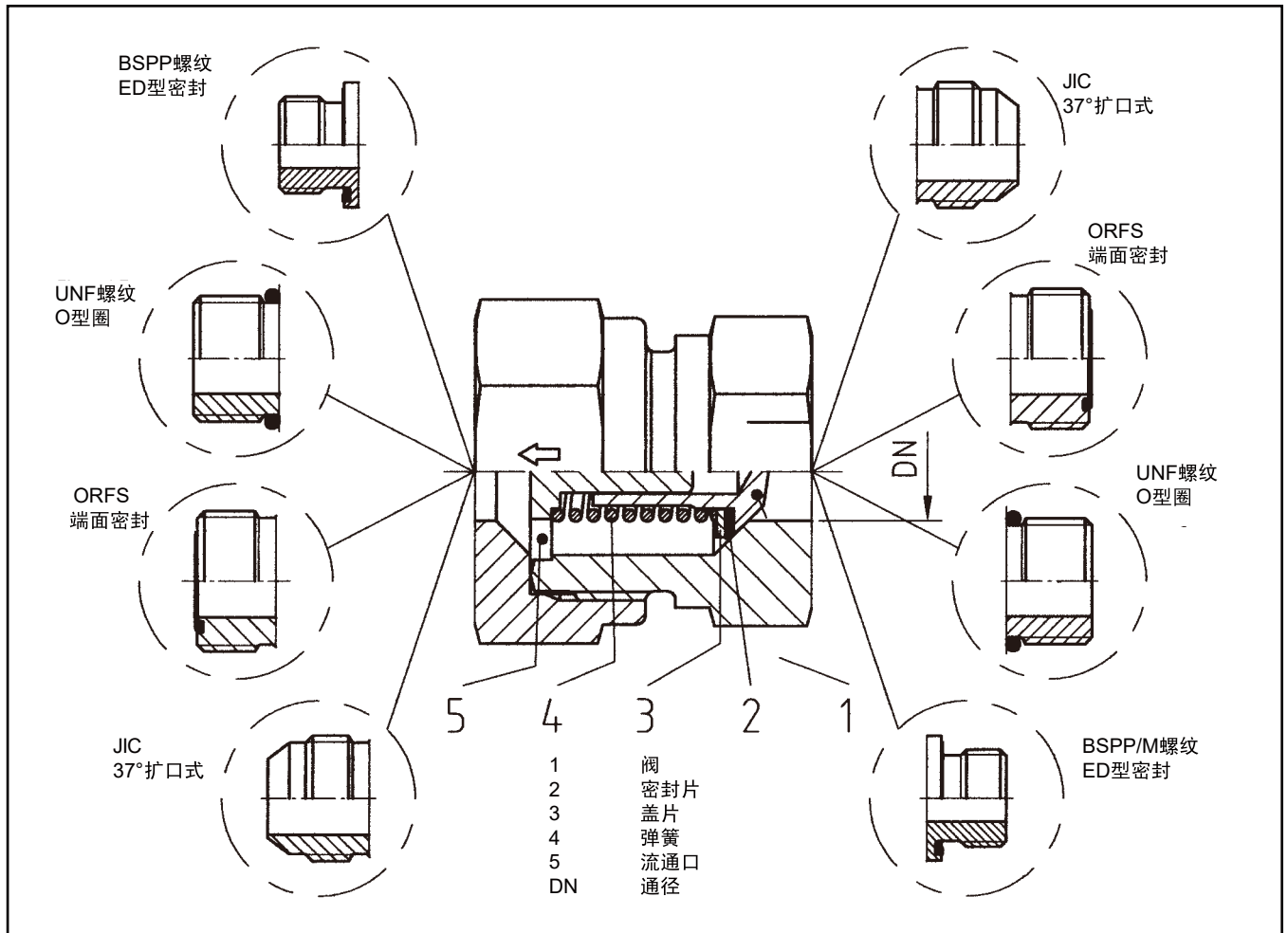
■ 开启压力:
标准结构形式的开启压力是1BAR。



不同的螺纹形式



RHD/V/Z JIC 及 ORFS 单向阀 ONE-WAY VALVE



单向阀及梭阀产品范围

单向阀压力至420BAR:

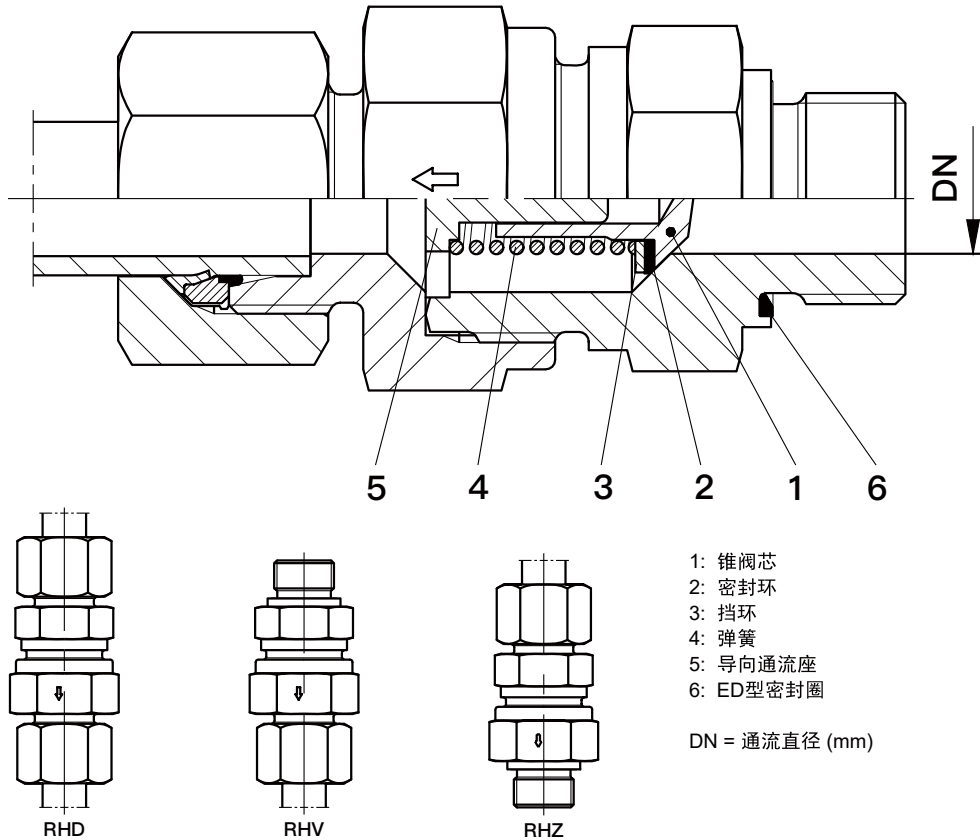
- 两端接管: RHD
- 管与油口: RHV/RHZ
- 两端内螺纹连接: RHDl
- 插装式: RVP
- 阀芯: I-TL
- 泄露率: 测试压力下1滴/每分钟

梭阀:

- 压力范围至: 160 BAR
- 泄露率为测试压力下20滴/每分钟

WV

RHD/V/Z 单向阀 ONE-WAY VALVE



特性:

通过90°锥阀芯和合成材料的密封环与锥阀座配合实现密封。阀芯开启具有定位，因此开启可靠，振动小，噪音低，阀体流通截面均匀。推荐的最大流速不超过8米/秒（提高流速须经特别试验）。RHV及RHZ油口端的密封为ED型密封。

- 不锈钢材料，密封材料为氟橡胶。（最大至3 bar开启压力）
- 铜(CuZn35Ni2, 材料号2.0540)，其内部结构可提供1.4571不锈钢。（最大至3 bar 开启压力）

开启压力:

标准开启压力为1 bar (如需开启压力 0.2, 0.5, 2, 3, 4, 5, 6 bar，可在订货时特别注明)。开启压力允许在 ±20%内变化。

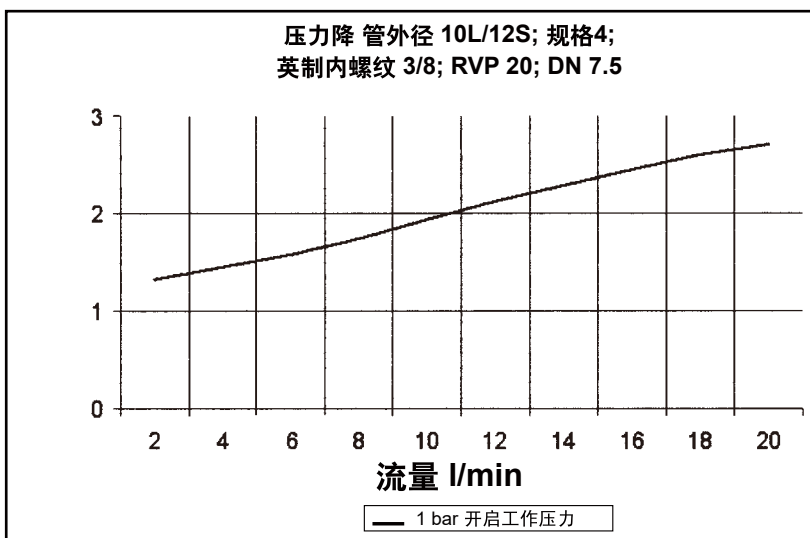
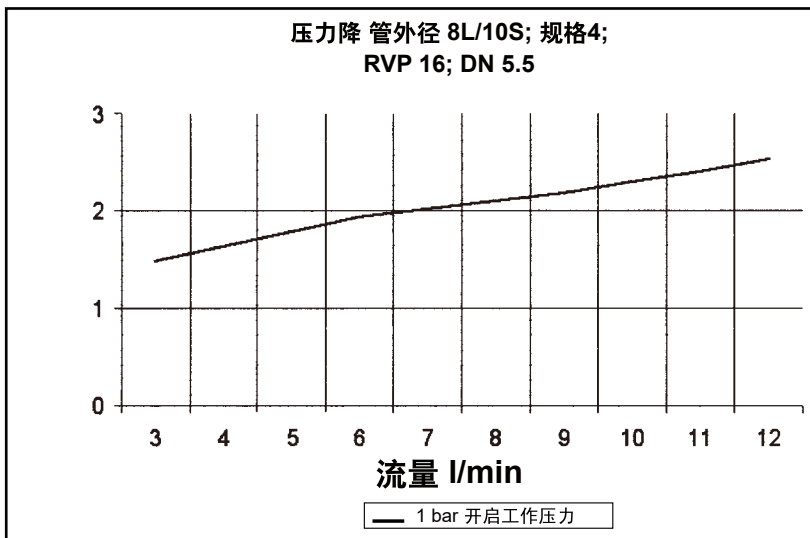
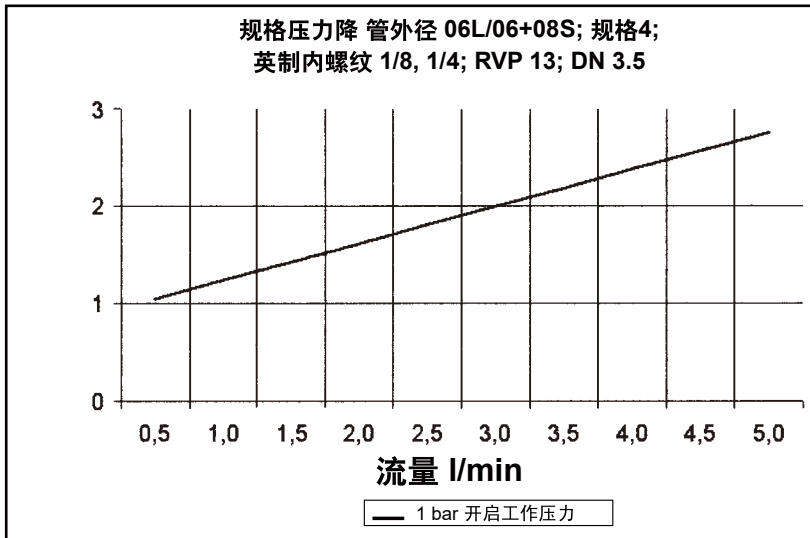
介质:

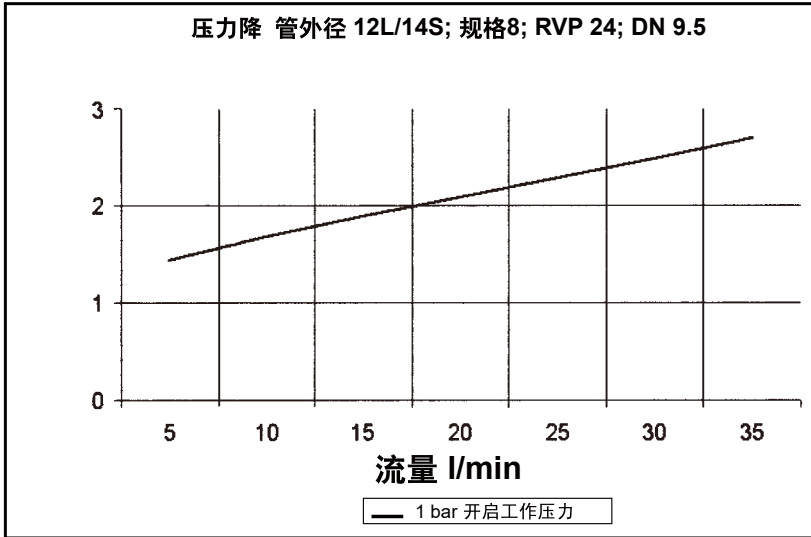
液压油。
用于压缩空气时需说明。
不适用于蒸汽，易燃易爆气体及氧气。
用于水时，请先与派克技术人员确认。

材料:

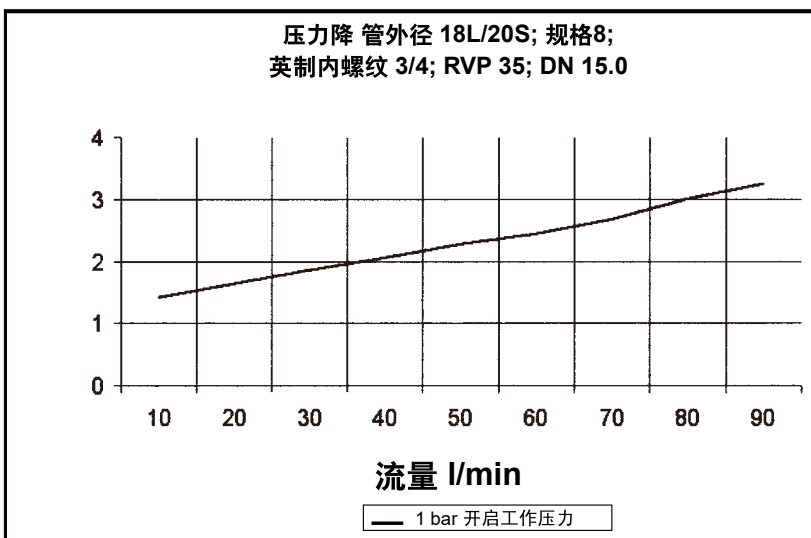
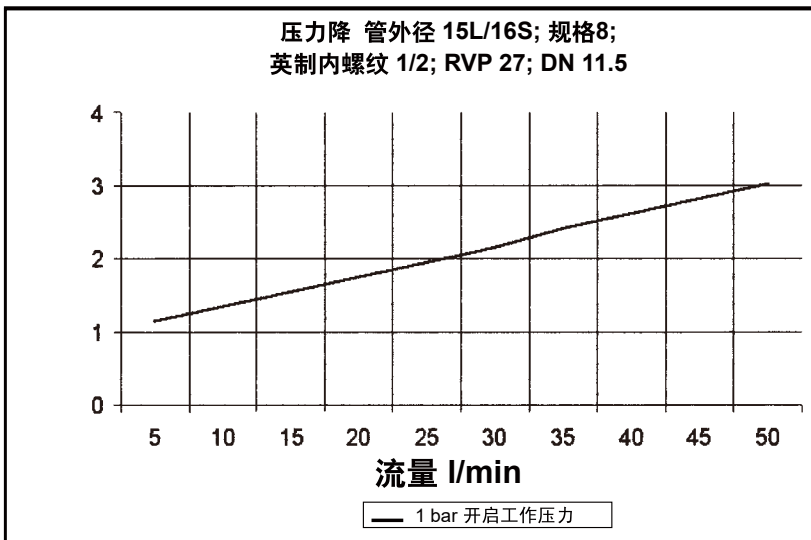
- 无六价铬镀锌(CF),密封材料丁晴橡胶或者氟橡胶。

所有图表中允许的流量峰值为8m/秒

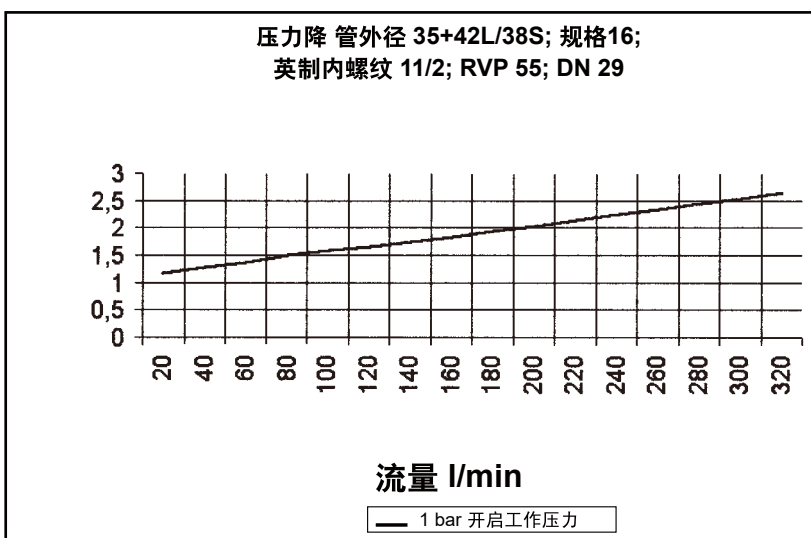
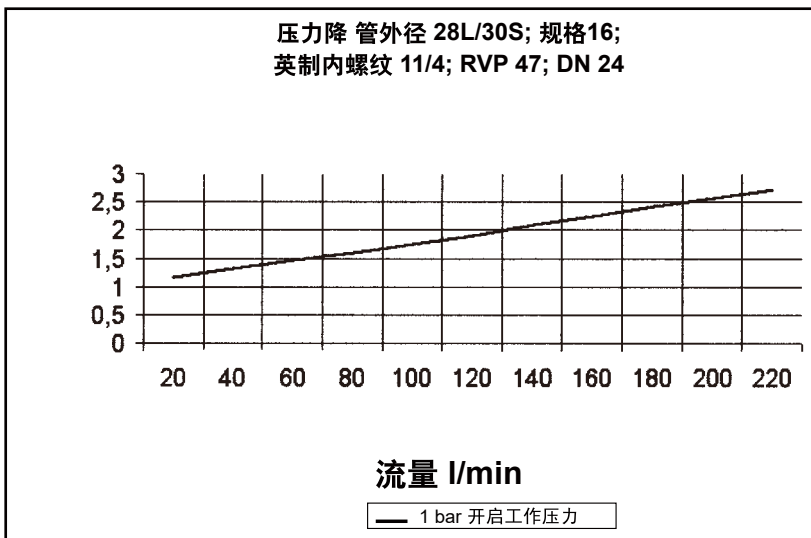
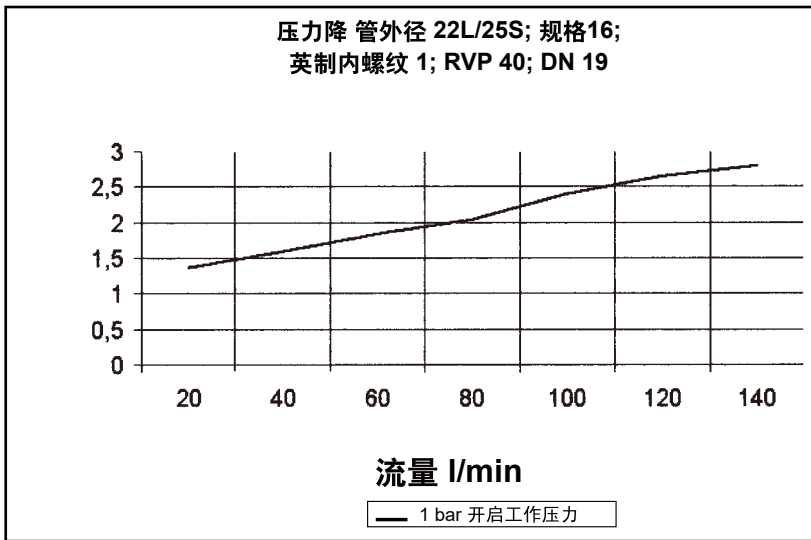




所有图表中允许的流量峰值为8m/秒



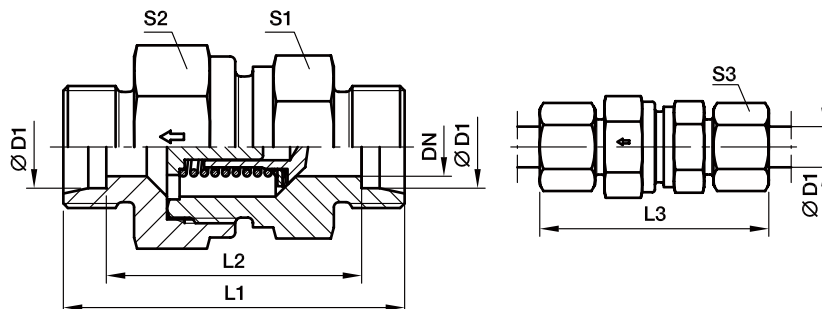
所有图表中允许的流量峰值为8m/秒



单向阀 ONE-WAY VALVE

RHD

EO 24°锥/EO 24°锥



系列	D1 	CF DN	71 DN	CF L1	71 L1	L2	L3	S1	CF S2	71 S2	S3	重量 克/件	订货号	工作压力 (bar)	
														CF	71
L	06	4	4	52	52	39	68	22	27	27	14	46	RHD06LOMD	400	250
	08	6	6	52	52	39	68	22	27	27	17	61	RHD08LOMD	400	250
	10	8	8	52	52	39	68	22	27	27	19	104	RHD10LOMD	400	250
	12	8	8	53	53	40	69	22	27	27	22	166	RHD12LOMD	400	250
	15	11	11	57	57	43	72.5	27	32	32	27	192	RHD15LOMD	400	250
	18	11	11	63	63	47.5	79.5	27	32	32	32	292	RHD18LOMD	400	160
	22	19	19	75	75	59.5	91.5	41	46	46	36	472	RHD22LOMD	250	160
	28	20	20	81	81	65.5	98.5	41	46	46	41	746	RHD28LOMD	250	100
	35	29	29	92	92	70.5	113.5	60	70	70	50	1062	RHD35LOMD	250	100
	42	29	29	88	88	66	111.0	60	70	70	60	1518	RHD42LOMD	250	100
S	06	4	4	56	56	42	71	22	27	27	17	70	RHD06SOMD	420	400
	08	5	5	56	56	42	71	22	27	27	19	74	RHD08SOMD	420	400
	10	7	7	54	54	39	71	22	27	27	22	121	RHD10SOMD	420	400
	12	7	7	55	55	40	72.5	22	27	27	24	148	RHD12SOMD	420	400
	14	10	10	61	61	44.5	79.5	27	32	32	27	218	RHD14SOMD	420	315
	16	11	11	65	65	47.5	83.5	27	32	32	30	286	RHD16SOMD	420	315
	20	16	16	79	79	57.5	100.5	41	46	46	36	506	RHD20SOMD	420	250
	25	20	20	81	81	56.5	104.5	41	46	46	46	639	RHD25SOMD	420	250
	30	24	24	91	91	63.5	119.5	50	55	55	50	1157	RHD30SOMD	250	250
	38	29	29	99	99	66.5	127.5	60	70	70	60	1650	RHD38SOMD	250	250

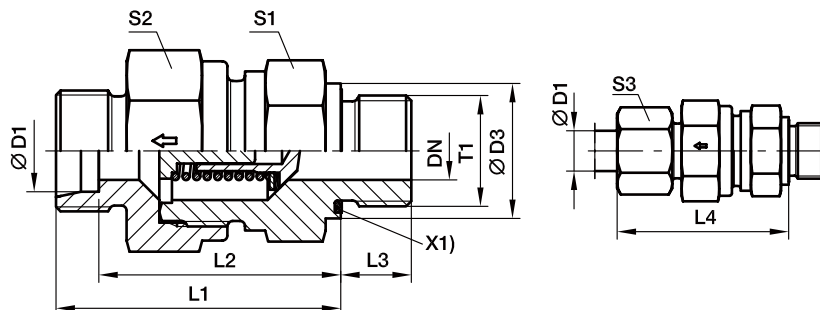
*请根据
表面处理及
材料添加后缀。

订货号后缀			
材料	表面处理 及材料	示例	标准密封材料
碳钢, 无六价铬镀锌	CF	RHD06LOMDCF	NBR
不锈钢	71	RHD06LOMD71	VIT

单向阀 ONE-WAY VALVE

RHV-R-ED

EO 24°锥/英制阳螺纹BSPP-ED密封(ISO1179)



X1) ED密封圈

系列	D1	T1	CF DN	71 DN	D3	CF L1	71 L1	L2	L3	L4	S1	CF S2	71 S2	S3	重量 克/件	订货号	工作压力 (bar)	
																	CF	71
L	06	G 1/8A	4	4	14	43	43	36	8	50.5	22	27	27	14	47	RHV06LREDO	400	250
	08	G 1/4A	6	6	19	42	42	35	12	49.5	22	27	27	17	62	RHV08LREDO	400	250
	10	G 1/4A	6	6	19	42	42	35	12	49.5	22	27	27	19	105	RHV10LREDO	400	250
	12	G 3/8A	7	7	22	46	46	38.5	12	53	22	27	27	22	175	RHV12LREDO	400	250
	15	G 1/2A	11	11	27	48	48	40.5	14	55.5	27	32	32	27	205	RHV15LREDO	400	250
	18	G 1/2A	11	11	27	51	51	43.5	14	59	27	32	32	32	294	RHV18LREDO	400	160
	22	G 3/4A	17	17	32	61	61	53.5	16	69	41	46	46	36	450	RHV22LREDO	250	160
	28	G 1A	20	20	40	68	68	61	18	77.5	41	46	46	41	720	RHV28LREDO	250	100
	35	G 1 1/4A	29	29	50	77.5	77.5	67.5	20	88	60	70	70	50	1050	RHV35LREDO	250	100
42	G 1 1/2A	29	29	55	74	74	63	22	85	60	70	70	60	1560	RHV42LREDO	250	100	
S	06	G 1/4A	4	4	19	44	44	37	12	51.5	22	27	27	17	73	RHV06SREDO	420	400
	08	G 1/4A	5	5	19	42	42	35	12	50	22	27	27	19	79	RHV08SREDO	420	400
	10	G 3/8A	7	7	22	46.5	46.5	39	12	53	22	27	27	22	132	RHV10SREDO	420	400
	12	G 3/8A	7	7	22	47	47	39.5	12	53.5	22	27	27	24	153	RHV12SREDO	420	400
	14	G 1/2A	11	11	27	50	50	42	14	59	27	32	32	27	230	RHV14SREDO	420	315
	16	G 1/2A	11	11	27	53	53	44.5	14	62	27	32	32	30	293	RHV16SREDO	420	315
	20	G 3/4A	16	16	32	63	63	52.5	16	74	41	46	46	36	511	RHV20SREDO	420	250
	25	G 1A	20	20	40	65	65	53	18	77	41	46	46	46	648	RHV25SREDO	420	250
	30	G 1 1/4A	24	24	50	73.5	73.5	60	20	86.5	50	55	55	50	1176	RHV30SREDO	250	250
38	G 1 1/2A	29	29	55	81.5	81.5	65.5	22	96	60	70	70	60	1624	RHV38SREDO	250	250	

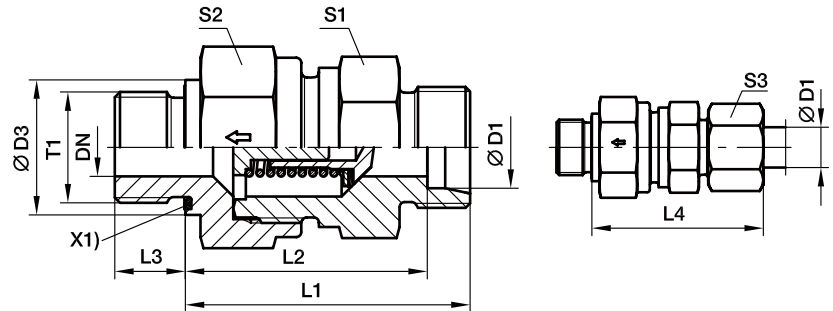
订货号后缀			
材料	表面处理及材料	示例	标准密封材料
碳钢, 无六价铬镀锌	CF	RHV06LREDO	NBR
不锈钢	71	RHV06LREDO	VIT

*请根据
表面处理及
材料添加后缀。

单向阀 ONE-WAY VALVE

RHZ-R-ED

英制阳螺纹BSPP-ED密封(ISO1179)/EO 24°锥



X1) ED密封圈

系列	D1 	T1	CF DN	71 DN	D3	CF L1	71 L1	L2	L3	L4	S1	CF S2	71 S2	S3	重量 克/件	订货号	工作压力 (bar)	
																	CF	71
L	06	G 1/8A	4	4	14	43	43	36	8	50.5	22	27	27	14	47	RHZ06LREDO	400	250
	08	G 1/4A	6	6	19	42	42	35	12	49.5	22	27	27	17	62	RHZ08LREDO	400	250
	10	G 1/4A	6	6	19	42	42	35	12	49.5	22	27	27	19	105	RHZ10LREDO	400	250
	12	G 3/8A	7	7	22	46	46	38.5	12	53	22	27	27	22	175	RHZ12LREDO	400	250
	15	G 1/2A	11	11	27	48	48	40.5	14	55.5	27	32	32	27	205	RHZ15LREDO	400	250
	18	G 1/2A	11	11	27	51	51	43.5	14	59	27	32	32	32	294	RHZ18LREDO	400	160
	22	G 3/4A	17	17	32	61	61	53.5	16	69	41	46	46	36	450	RHZ22LREDO	250	160
	28	G 1A	20	20	40	68	68	61	18	77.5	41	46	46	41	720	RHZ28LREDO	250	100
	35	G 1 1/4A	29	29	50	77.5	77.5	67.5	20	88	60	70	70	50	1050	RHZ35LREDO	250	100
	42	G 1 1/2A	29	29	55	74	74	63	22	85	60	70	70	60	1560	RHZ42LREDO	250	100
S	06	G 1/4A	4	4	19	44	44	37	12	51.5	22	27	27	17	73	RHZ06SREDO	420	400
	08	G 1/4A	5	5	19	42	42	35	12	50	22	27	27	19	79	RHZ08SREDO	420	400
	10	G 3/8A	7	7	22	46.5	46.5	39	12	53	22	27	27	22	132	RHZ10SREDO	420	400
	12	G 3/8A	7	7	22	47	47	39.5	12	53.5	22	27	27	24	153	RHZ12SREDO	420	400
	14	G 1/2A	11	11	27	50	50	42	14	59	27	32	32	27	230	RHZ14SREDO	420	315
	16	G 1/2A	11	11	27	53	53	44.5	14	62	27	32	32	30	293	RHZ16SREDO	420	315
	20	G 3/4A	16	16	32	63	63	52.5	16	74	41	46	46	36	511	RHZ20SREDO	420	250
	25	G 1A	20	20	40	65	65	53	18	77	41	46	46	46	648	RHZ25SREDO	420	250
	30	G 1 1/4A	24	24	50	73.5	73.5	60	20	86.5	50	55	55	50	1176	RHZ30SREDO	250	250
	38	G 1 1/2A	29	29	55	81.5	81.5	65.5	22	96	60	70	70	60	1624	RHZ38SREDO	250	250

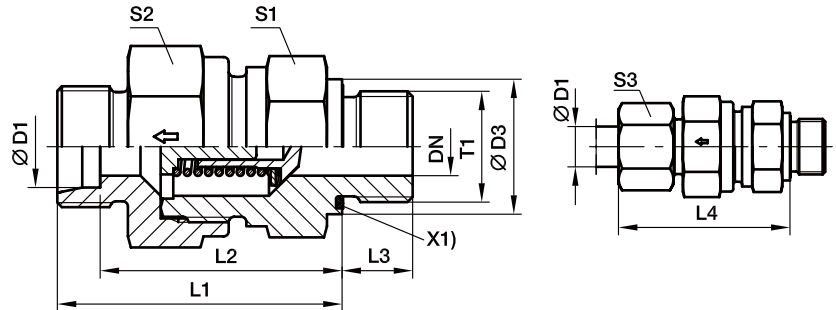
*请根据
表面处理及
材料添加后缀。

订货号后缀			
材料	表面处理 及材料	示例	标准密封材料
碳钢, 无六价铬镀锌	CF	RHZ06LREDO	NBR
不锈钢	71	RHZ06LREDO	VIT

单向阀 ONE-WAY VALVE

RHV-M-ED

EO 24°锥/公制阳螺纹-ED密封(ISO997)



X1) ED密封圈

系列	D1	T1	CF DN	71 DN	D3	CF L1	71 L1	L2	L3	L4	S1	CF S2	71 S2	S3	重量 克/件	订货号	工作压力 (bar)	
																	CF	71
L	06	M 10x1	4	4	06	43	43	36	06	50.5	22	27	27	14	46	RHV06LMEDOMD	400	250
	08	M 12x1.5	6	6	08	42	42	35	08	49.5	22	27	27	17	58	RHV08LMEDOMD	400	250
	10	M 14x1.5	6	6	10	42	42	35	10	49.5	22	27	27	19	108	RHV10LMEDOMD	400	250
	12	M 16x1.5	7	7	12	46	46	38.5	12	53	22	27	27	22	173	RHV12LMEDOMD	400	250
	15	M 18x1.5	11	11	15	48	48	40.5	15	55.5	27	32	32	27	192	RHV15LMEDOMD	400	250
	18	M 22x1.5	11	11	18	51	51	43.5	18	59	27	32	32	32	298	RHV18LMEDOMD	400	160
	22	M 26x1.5	17	17	22	61	61	53.5	22	69	41	46	46	36	446	RHV22LMEDOMD	250	160
	28	M 33x2	20	20	28	68	68	61	28	77.5	41	46	46	41	722	RHV28LMEDOMD	250	100
	35	M 42x2	29	29	35	77.5	77.5	67.5	35	88	60	70	70	50	1053	RHV35LMEDOMD	250	100
	42	M 48x2	29	29	42	74	74	63	42	85	60	70	70	60	1563	RHV42LMEDOMD	250	100
S	06	M 12x1.5	4	4	06	45	45	38	06	52.5	22	27	27	17	70	RHV06SMEDOMD	420	400
	08	M 14x1.5	5	5	08	42	42	35	08	50	22	27	27	19	76	RHV08SMEDOMD	420	400
	10	M 16x1.5	7	7	10	46.5	46.5	39	10	53	22	27	27	22	124	RHV10SMEDOMD	420	400
	12	M 18x1.5	7	7	12	47	47	39.5	12	53.5	22	27	27	24	157	RHV12SMEDOMD	420	400
	14	M 20x1.5	11	11	15	50	50	42	15	59	27	32	32	27	215	RHV14SMEDOMD	420	315
	16	M 22x1.5	11	11	18	53	53	44.5	18	62	27	32	32	30	296	RHV16SMEDOMD	420	315
	20	M 27x2	16	16	22	63	63	52.5	22	74	41	46	46	36	521	RHV20SMEDOMD	420	250
	25	M 33x2	20	20	28	65	65	53	28	77	41	46	46	46	648	RHV25SMEDOMD	420	250
	30	M 42x2	24	24	35	73.5	73.5	60	35	86.5	50	55	55	50	1178	RHV30SMEDOMD	250	250
	38	M 48x2	29	29	42	81.5	81.5	65.5	42	96	60	70	70	60	1627	RHV38SMEDOMD	250	250

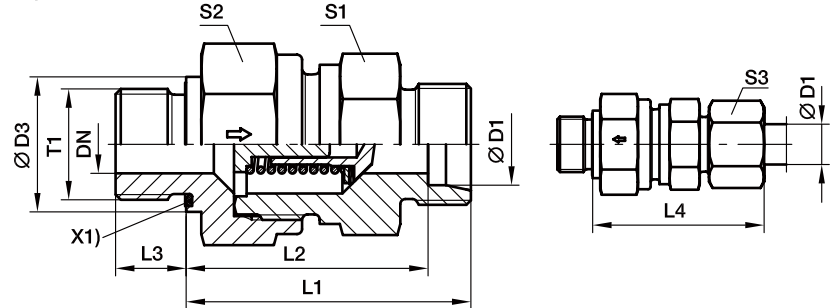
*请根据
表面处理及
材料添加后缀。

订货号后缀			
材料	表面处理及材料	示例	标准密封材料
碳钢, 无六价铬镀锌	CF	RHV06LMEDOMDCF	NBR
不锈钢	71	RHV06LMEDOMD71	VIT

单向阀 ONE-WAY VALVE

RHZ-M-ED

公制外螺纹-ED密封(ISO997)/EO 24°锥



X1) ED密封圈

系列	D1	T1	CF DN	71 DN	D3	CF L1	71 L1	L2	L3	L4	S1	CF S2	71 S2	S3	重量 克/件	订货号	工作压力 (bar)	
																	CF	71
L	06	M 10x1	4	4	06	43	43	36	06	50.5	22	27	27	14	46	RHZ06LMEDOMD	400	250
	08	M 12x1.5	6	6	08	42	42	35	08	49.5	22	27	27	17	58	RHZ08LMEDOMD	400	250
	10	M 14x1.5	6	6	10	42	42	35	10	49.5	22	27	27	19	108	RHZ10LMEDOMD	400	250
	12	M 16x1.5	7	7	12	46	46	38.5	12	53	22	27	27	22	173	RHZ12LMEDOMD	400	250
	15	M 18x1.5	11	11	15	48	48	40.5	15	55.5	27	32	32	27	192	RHZ15LMEDOMD	400	250
	18	M 22x1.5	11	11	18	51	51	43.5	18	59	27	32	32	32	298	RHZ18LMEDOMD	400	160
	22	M 26x1.5	17	17	22	61	61	53.5	22	69	41	46	46	36	446	RHZ22LMEDOMD	250	160
	28	M 33x2	20	20	28	68	68	61	28	77.5	41	46	46	41	722	RHZ28LMEDOMD	250	100
	35	M 42x2	29	29	35	77.5	77.5	67.5	35	88	60	70	70	50	1053	RHZ35LMEDOMD	250	100
	42	M 48x2	29	29	42	74	74	63	42	85	60	70	70	60	1563	RHZ42LMEDOMD	250	100
S	06	M 12x1.5	4	4	06	45	45	38	06	52.5	22	27	27	17	70	RHZ06SMEDOMD	420	400
	08	M 14x1.5	5	5	08	42	42	35	08	50	22	27	27	19	76	RHZ08SMEDOMD	420	400
	10	M 16x1.5	7	7	10	46.5	46.5	39	10	53	22	27	27	22	124	RHZ10SMEDOMD	420	400
	12	M 18x1.5	7	7	12	47	47	39.5	12	53.5	22	27	27	24	157	RHZ12SMEDOMD	420	400
	14	M 20x1.5	11	11	15	50	50	42	15	59	27	32	32	27	215	RHZ14SMEDOMD	420	315
	16	M 22x1.5	11	11	18	53	53	44.5	18	62	27	32	32	30	296	RHZ16SMEDOMD	420	315
	20	M 27x2	16	16	22	63	63	52.5	22	74	41	46	46	36	521	RHZ20SMEDOMD	420	250
	25	M 33x2	20	20	28	65	65	53	28	77	41	46	46	46	648	RHZ25SMEDOMD	420	250
	30	M 42x2	24	24	35	73.5	73.5	60	35	86.5	50	55	55	50	1178	RHZ30SMEDOMD	250	250
	38	M 48x2	29	29	42	81.5	81.5	65.5	42	96	60	70	70	60	1627	RHZ38SMEDOMD	250	250

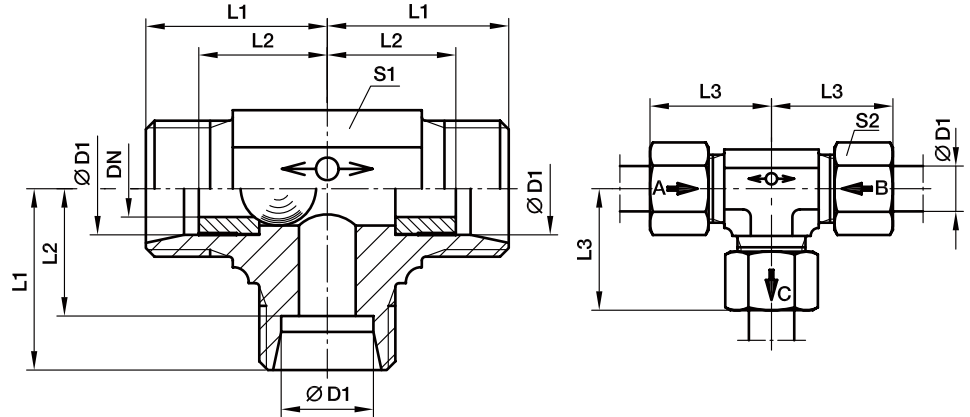
*请根据
表面处理及
材料添加后缀。

订货号后缀			
材料	表面处理 及材料	示例	标准密封材料
碳钢, 无六价铬镀锌	CF	RHZ06LMEDOMDCF	NBR
不锈钢	71	RHZ06LMEDOMD71	VIT

梭阀 SHUTTLE VALVE

WV 三通梭阀

使用时，当介质从进口1进入时，浮动钢球在介质动力作用下，自动将进口2关闭。
此阀不能与焊接接管或者24°锥面O型圈密封的锥管连接。



材料: 碳钢。

温度: -40°C up to +120°C. 之间无压力降.

泄漏: 最高压力Pmax下每分钟20滴

流通方向:

D₁ → D₃ = D₂ 关闭

D₂ → D₃ = D₁ 关闭

系列	D1	T1	DN	L1	L2	L3	S1	S2	重量 碳	订货号*	工作压力 (bar) CF
L	8	M 14×1.5	4.5	21	14	29	14	17	53	WV08LOMD	160
	10	M 16×1.5	6.0	22	15	30	17	19	73	WV10LOMD	160
	12	M 18×1.5	7.5	24	17	32	19	22	96	WV12LOMD	160
	15	M 22×1.5	10.0	28	21	36	19	27	134	WV15LOMD	160

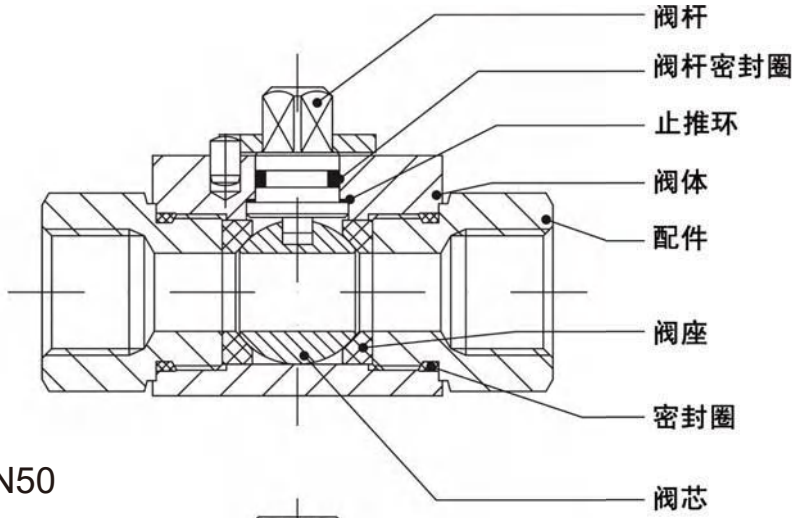
*请根据
表面处理及
材料添加后缀。

订货号后缀			
材料	表面处理 及材料	示例	标准密封材料
碳钢, 无六价铬镀锌	CF	WV08LOMDCF	钢球

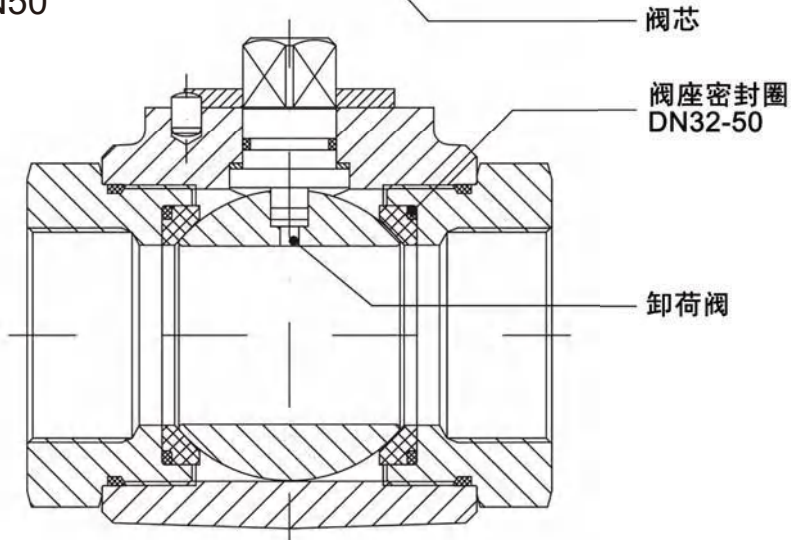
球阀 BALL VALVE

球阀结构图

DN04-25



DN32-DN50



球阀 BALL VALVE



方形阀体

锻造阀体

高压二通球阀

最高工作压力: 500 bar

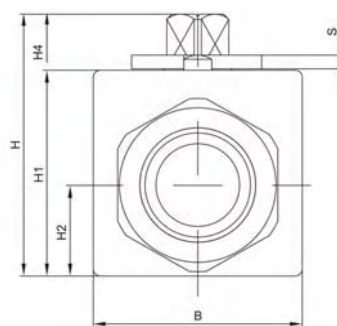
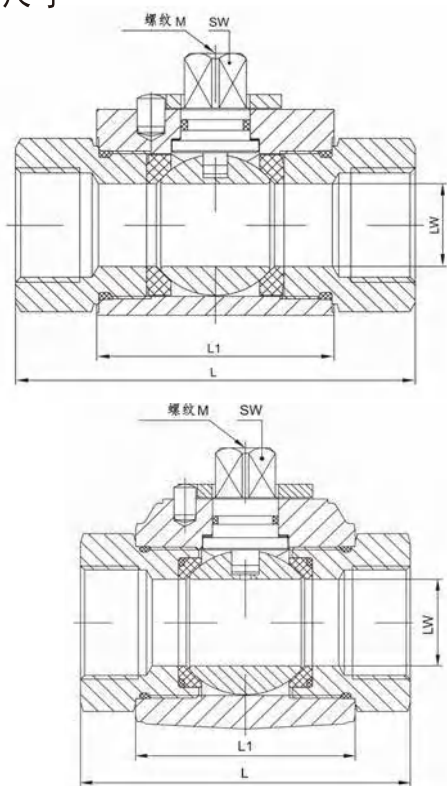
温度范围: -10°C -- +80°C

BKR/BKN/BKHL/BKHS

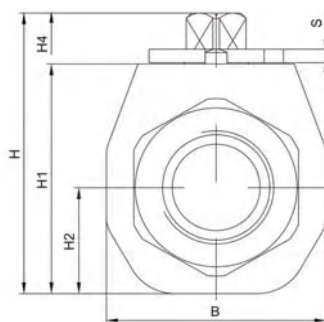
应用:

液压系统 特别适用于工程机械、农用机械、采矿机械和造漆机械, 也可用于蒸汽和油气介质 (但请注意球座和密封材料的选择)

安装尺寸



方形阀体
DN04-DN25



锻造阀体
DN32-DN50

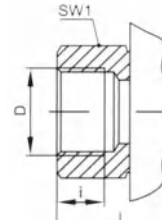
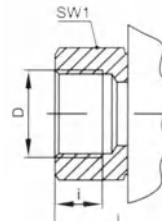
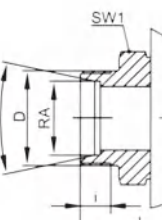
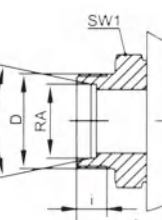
DN mm	LW mm	PN* mm	L1 mm	B mm	H mm	H1 mm	H2 mm	H4 mm	SW mm	M	S mm
4	5	500	37	26	43.4	32	12.8	11	9	M5	3
6	6	500	37	26	46.4	32	12.8	11	9	M5	3
8	8	500	37	26	43.4	32	12.8	11	9	M5	3
10	10	500	42	32	49.2	38	16.25	10.9	9	M5	3
13	13	500	48.2	35	51.2	40	17.25	10.9	9	M5	3
16	15	500	47	38	61.9	46	18.7	15.5	12	M6	3.5
20	20	400	60	48	73.4	57	24.5	16	14	M6	4
25	24	350	65	57	76.6	60	26.5	16	14	M6	4
32	32	400	83.4	80	104.4	85.4	39.5	18.5	17	M8	5
40	38	400	91	90	111.4	92.4	42	18.5	17	M8	5
50	47.5	400	100	111	129	110	52	18.5	17	M8	5

*球阀最大工作压力需同时考虑相配的接头的压力等级以及球阀材质和使用的工况 (尤其是温度) 造成的工作压力等级下降等因素。

产品外形尺寸变化, 将不另行通知

球阀 BALL VALVE

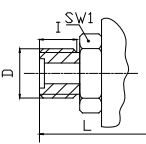
安装尺寸

连接形式	订货型号	DN mm	LW mm	D	RA mm	L mm	I mm	SW1 mm	重量 kg
BSP 内螺纹 DIN/ISO228 	BKR 04 xxxxx	4	5	G1/8	--	69	8	22	0.35
	BKR 06 xxxxx	6	6	G1/4	--	69	12	22	0.35
	BKR 10 xxxxx	10	10	G3/8	--	73	12	27	0.5
	BKR 13 xxxxx	13	13	G1/2	--	85	14	30	0.65
	BKR 16 xxxxx	16	15	G1/2	--	84	14	32	0.75
	BKR 20 xxxxx	20	20	G3/4	--	96	16	41	1.5
	BKR 25 xxxxx	25	24	G1	--	113	18	46	2
	BKR 32 xxxxx	32	32	G1 1/4	--	110	20	60	3.2
	BKR 40 xxxxx	40	38	G1 1/2	--	120	22	70	4
	BKR 50 xxxxx	50	48	G2	--	140	24	85	5.9
NPT 内螺纹 ANSI B 1.20.1 	BKN 04 xxxxx	4	5	1/8-27NPT	--	69	8	22	0.35
	BKN 06 xxxxx	6	6	1/4-18NPT	--	69	11.5	22	0.35
	BKN 10 xxxxx	10	10	3/8-18NPT	--	73	12	27	0.5
	BKN 13 xxxxx	13	13	1/2-14NPT	--	92	15.5	30	0.65
	BKN 20 xxxxx	20	20	3/4-14NPT	--	97	16	41	1.5
	BKN 25 xxxxx	25	24	1-11.5NPT	--	113	19	46	2
	BKN 32 xxxxx	32	32	1 1/4-11.5NPT	--	115	19.5	60	3.2
	BKN 40 xxxxx	40	38	1 1/2-11.5NPT	--	135	19.5	70	4
DIN 2353 L 	BKHL 04 xxxxx	4	5	M12x1.5	6	67	7.5	22	0.3
	BKHL 06 xxxxx	6	6	M14x1.5	8	67	7.5	22	0.3
	BKHL 08 xxxxx	8	8	M16x1.5	10	71	8.5	22	0.3
	BKHL 10 xxxxx	10	10	M18x1.5	12	75	8.5	27	0.5
	BKHL 13 xxxxx	13	13	M22x1.5	15	84	9.5	30	0.6
	BKHL 16 xxxxx	16	15	M26x1.5	18	83	9.5	32	0.75
	BKHL 20 xxxxx	20	20	M30x2	22	102	12	41	1.5
	BKHL 25 xxxxx	25	24	M36x2	28	108	12	46	2
	BKHL 32 xxxxx	32	32	M45x2	35	128	13.5	60	3
	BKHL 40 xxxxx	40	38	M52x2	42	133	13.5	70	3.8
DIN 2353 S 	BKHS 04 xxxxx	4	5	M14x1.5	6	71.5	9.5	22	0.35
	BKHS 06 xxxxx	6	6	M18x1.5	10	73	9.5	22	0.35
	BKHS 08 xxxxx	8	8	M20x1.5	12	77	9.5	22	0.35
	BKHS 10 xxxxx	10	10	M22x1.5	14	84	11.5	27	0.5
	BKHS 13 xxxxx	13	13	M24x1.5	16	87	11.5	30	0.6
	BKHS 16 xxxxx	16	13	M30x2	20	91	13.5	30	0.65
	BKHS 20 xxxxx	20	20	M36x2	25	110	15	41	1.5
	BKHS 25 xxxxx	25	24	M42x2	30	120	17	46	2.1
	BKHS 32 xxxxx	32	32	M52x2	38	140	19	60	3.1

UN / UNF 螺纹连接, 请垂询

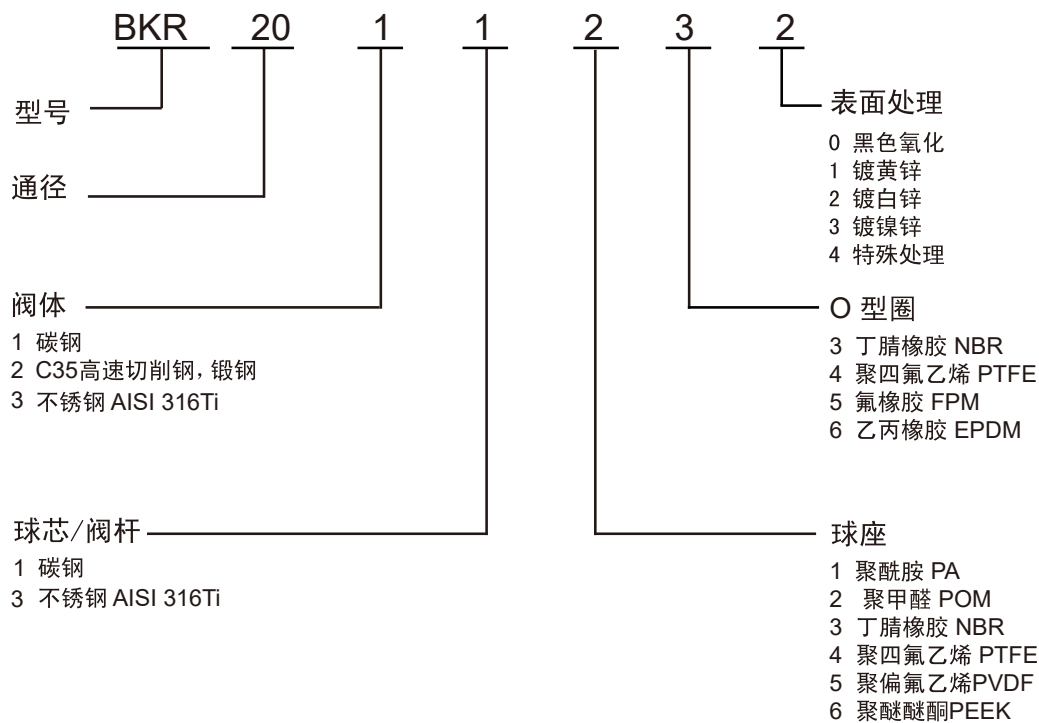
球阀 BALL VALVE

安装尺寸

连接形式	订货型号	DN mm	LW mm	D	RA mm	L mm	I mm	SW1 mm	重量 kg
JB 标准公制外螺纹 O 型圈平面密封 	BKGB 04 xxxxx	4	5	M12x1.25	--	61	10	19	0.35
	BKGB 06 xxxxx	6	6	M16x1.5	--	69	11	19	0.35
	BKGB 08 xxxxx	8	8	M22x1.5	--	76	12	27	0.5
	BKGB 10 xxxxx	10	10	M27x1.5	--	76	12	27	0.65
	BKGB 16 xxxxx	16	15	M30x1.5	--	84	13	32	0.75
	BKGB 20 xxxxx	20	19	M36x2	--	103	15	41	1.5
	BKGB 25 xxxxx	25	24	M42x2	--	116	18	50	2
	BKGB 32 xxxxx	32	30	M52x2	--	149	20	60	3.2
	BKGB 40 xxxxx	40	36	M60x2	--	174	22	70	4

BKGB请以总成型号订购，UN / UNF 螺纹连接，请垂询

订货型号示例



推荐的标准材料:

碳钢 11232

不锈钢 3325 (最后一位省略)

球阀 BALL VALVE



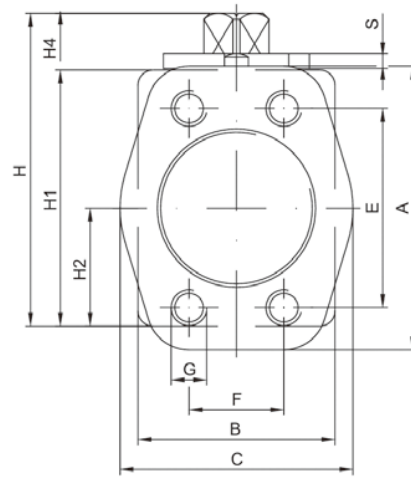
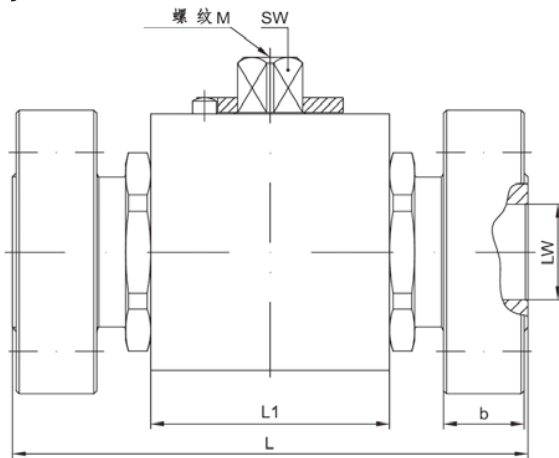
SAE法兰连接球阀

最高工作压力: 400 bar
温度范围: -10°C - +80°C

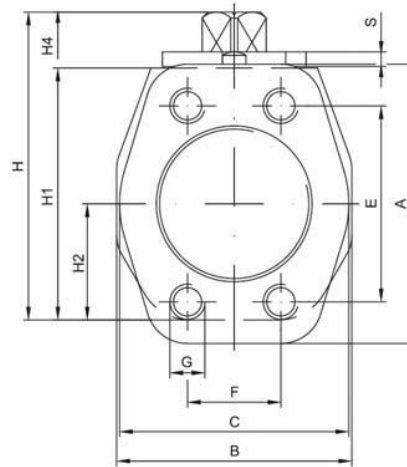
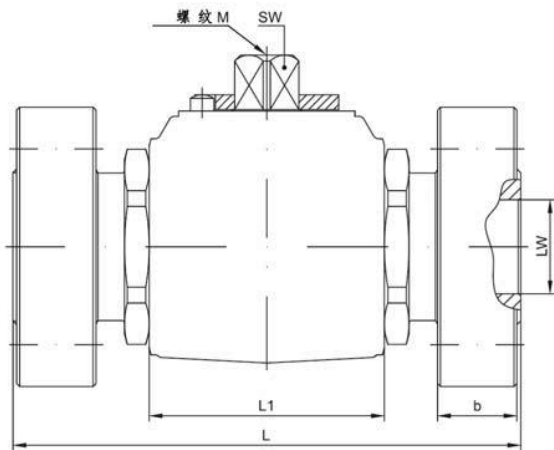
BKGFS / BKGFS6
SKGFS / SKGFS6

应用:
液压系统 特别适用于船厂和工程机械

安装尺寸



方形阀体
BK GFS
DN04-DN25



锻造阀体
SK GFS
DN32-DN50

DN mm	LW mm	L1 mm	B mm	H mm	H1 mm	H2 mm	H4 mm	SW mm	M	S mm
13	13	48.2	35	51.2	40	17.25	10.9	9	M5	3
20	20	62.2	49	73.4	57	24.5	16	14	M6	4
25	24	66.2	60	76.6	60	26.5	16	14	M6	4
32	32	80	80	104.4	85.4	39.5	18.5	17	M8	5
40	38	85	84	111.4	92.4	42	18.5	17	M8	5
50	47.5	100	104	129	110	52	18.5	17	M8	5

球阀 BALL VALVE

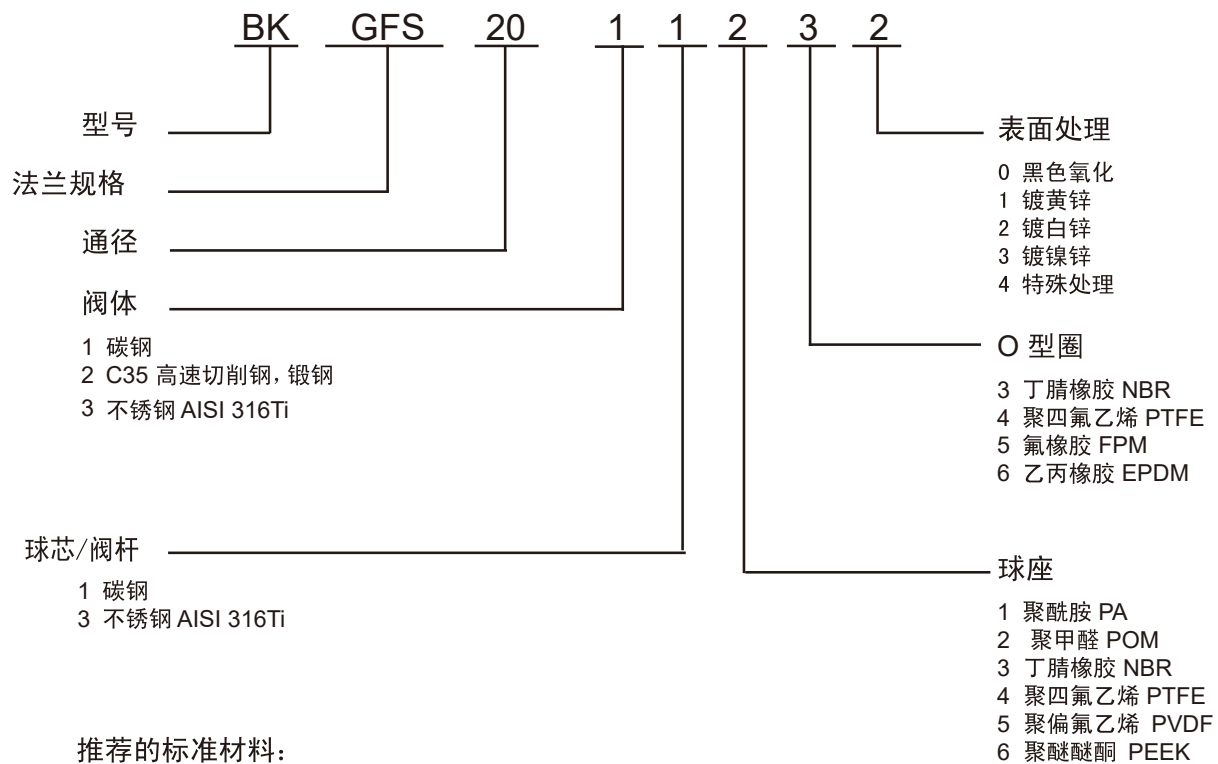
安装尺寸

订货型号	DN mm	PB bar	L mm	A mm	C mm	E mm	F mm	G 公制	美制	b mm	重量 kg	
3000PSI												
BK GFS 13 xxxxx	13	1/2	315	104	54	46	38.1	17.5	M8	5/16-18	15	1
BK GFS 20 xxxxx	20	3/4	315	121	65	52	47.6	22.3	M10	3/8-16	14	1.9
BK GFS 25 xxxxx	25	1	315	133	70	59	52.4	26.2	M10	3/8-16	18	2.5
SK GFS 32 xxxxx	32	11/4	250	163	79	73	58.7	30.2	M10	7/16-14	18	3.6
SK GFS 40 xxxxx	40	11/2	200	168	94	83	69.9	35.7	M12	1/2-13	19	4.5
SK GFS 50 xxxxx	50	2	200	186	102	97	77.8	42.9	M12	1/2-13	19	6.5
6000PSI												
BK GFS6 13 xxxxx	13	1/2	400	104	56	48	40.5	18.2	M8	5/16-18	16	1.1
BK GFS6 20 xxxxx	20	3/4	400	121	71	60	50.8	23.8	M10	3/8-16	18	2
BK GFS6 25 xxxxx	25	1	400	133	81	70	57.2	27.8	M12	7/16-14	24	2.7
SK GFS6 32 xxxxx	32	11/4	400	163	95	78	66.6	31.8	M14	1/2-13	26	3.9
SK GFS6 40 xxxxx	40	11/2	400	168	113	95	79.3	36.5	M16	5/8-11	28	4.9
SK GFS6 50 xxxxx	50	2	400	186	133	114	96.8	44.5	M20	3/4-10	28	7.2

*球阀最大工作压力需同时考虑相配的接头的压力等级以及球阀材质和使用的工况(尤其是温度)造成的工作压力等级下降等因素。

产品外形尺寸变化, 将不另行通知

订货型号示例



球阀 BALL VALVE



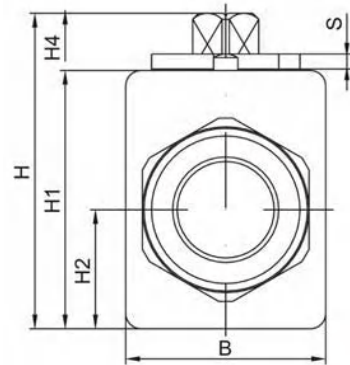
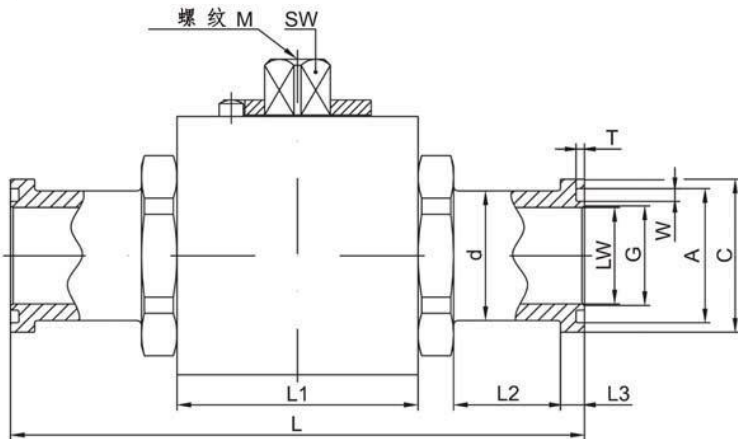
SAE法兰连接式球阀

最高工作压力: 400 bar
温度范围: -10°C - +80°C

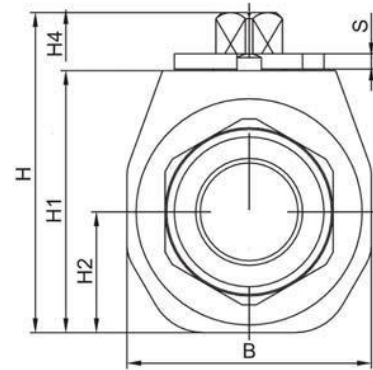
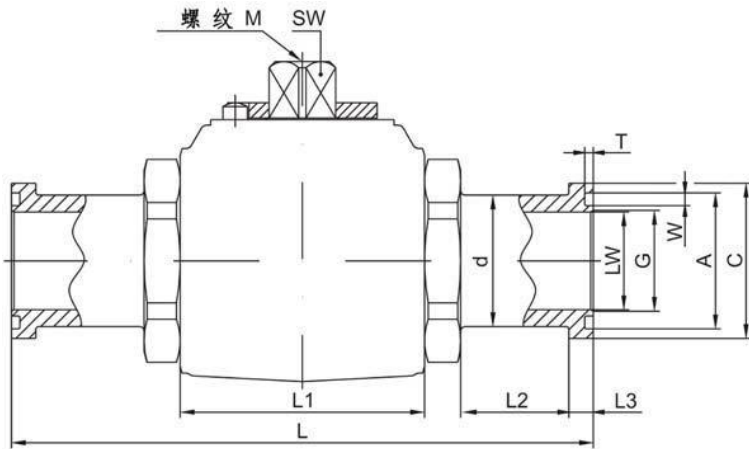
BKSF / BKSF6 / SKSF / SKSF6

应用:
液压系统 特别适用于船厂和工程机械

安装尺寸



方形阀体
BK SF
DN04-DN25



锻造阀体
SK SF
DN32-DN50

DN mm	LW mm	L1 mm	B mm	H mm	H1 mm	H2 mm	H4 mm	SW mm	M	S mm
13	13	47	35	51.2	40	17.25	10.9	9	M5	3
20	20	60	48	73.4	57	24.5	16	14	M6	4
25	24	65	57	76.6	60	26.5	16	14	M6	4
32	32	83.4	80	104.4	85.4	39.5	18.5	17	M8	5
40	38	91	90	111.4	92.4	42	18.5	17	M8	5
50	47.5	100	111	129	110	52	18.5	17	M8	5

球阀 BALL VALVE

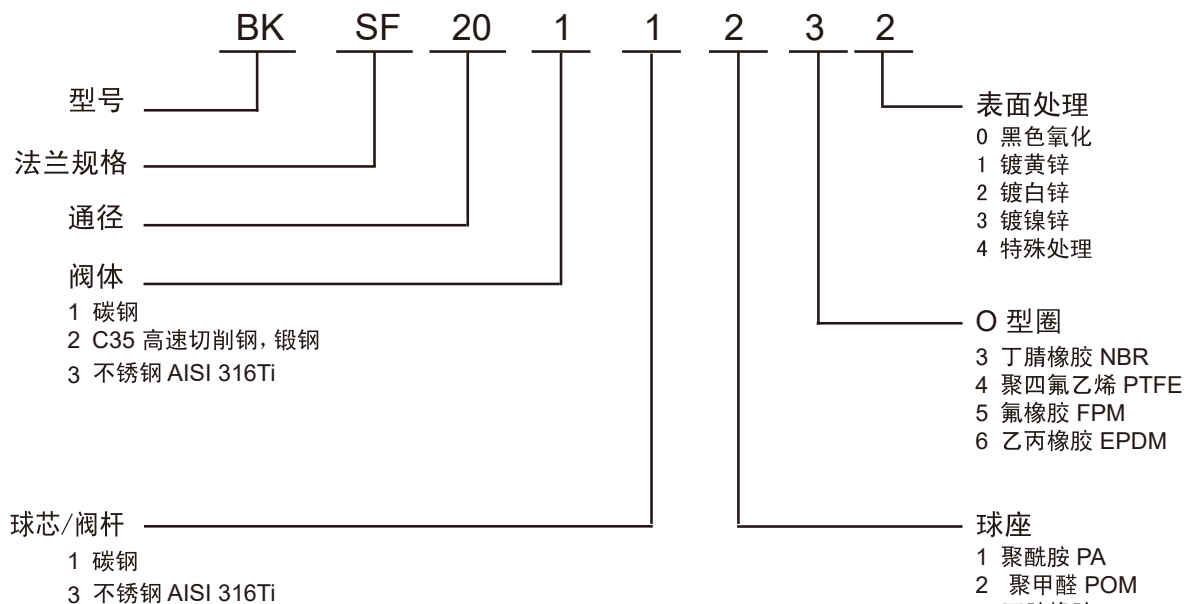
安装尺寸

订货型号	DN mm	PB bar	L mm	L2 mm	L3 mm	d mm	G mm	C mm	A mm	W mm	T mm	
3000PSI												
BK SF 13 xxxxx	13	1/2	315	151	35	6.7	24	14	30.2	25.4	4.2	2.8
BK SF 20 xxxxx	20	3/4	315	162	35	6.7	21	21	38.1	31.8	4.2	2.8
BK SF 25 xxxxx	25	1	315	178	35	8	27	27	44.4	39.6	4.2	2.8
SK SF 32 xxxxx	32	11/4	250	190	35	8	33	33	50.8	44.5	4.2	2.8
SK SF 40 xxxxx	40	11/2	200	231	40	8	40	40	60.3	53.7	4.2	2.8
SK SF 50 xxxxx	50	2	200	232	45	9.5	52	52	71.4	63.3	4.2	2.8
6000PSI												
BK SF6 13 xxxxx	13	1/2	400	151	35	7.7	24	14	31.7	25.4	4.2	2.8
BK SF6 20 xxxxx	20	3/4	400	174	40	8.8	32	21	41.3	31.8	4.2	2.8
BK SF6 25 xxxxx	25	1	400	198	40	9.5	38	27	47.6	39.6	4.2	2.8
SK SF6 32 xxxxx	32	11/4	400	223	45	10.3	44	33	54	44.5	4.2	2.8
SK SF6 40 xxxxx	40	11/2	400	281	70	12.6	51	40	63.5	53.7	4.2	2.8
SK SF6 50 xxxxx	50	2	400	316	80	12.6	67	52	79.4	63.3	4.2	2.8

*球阀最大工作压力需同时考虑相配的接头的压力等级以及球阀材质和使用的工况(尤其是温度)造成的工作压力等级下降等因素。

产品外形尺寸变化, 将不另行通知

订货型号示例



推荐的标准材料:

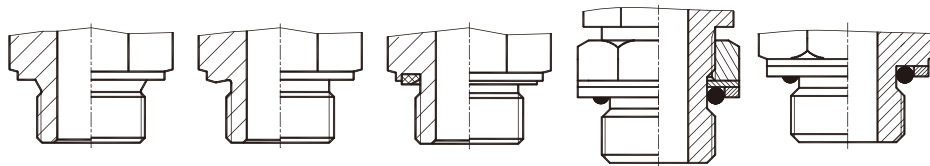
碳钢 11232

不锈钢 3325 (最后一位省略)

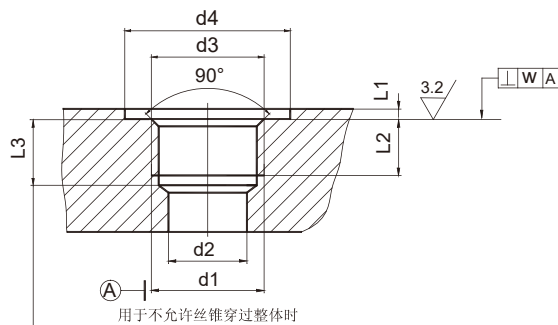
附加资料 INFORMATION

油口型式及尺寸 Port

1 ISO 9974-1 公制螺纹油口及相配柱端。ISO 9974-1 metric thread port and mating stud end.



A 型柱端 ISO 9974-3 B 型柱端 ISO 9974-2 E 型柱端 O 形圈密封 O 形圈密封
Type A ISO 9974-3 Type B ISO 9974-2 Type E O-Ring Seal O-Ring Seal



This dimension only applies when tap drill cannot pass through entire boss

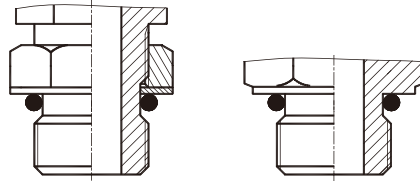
ISO 9974-1 油口 Port

油口尺寸 Port Dimensions mm

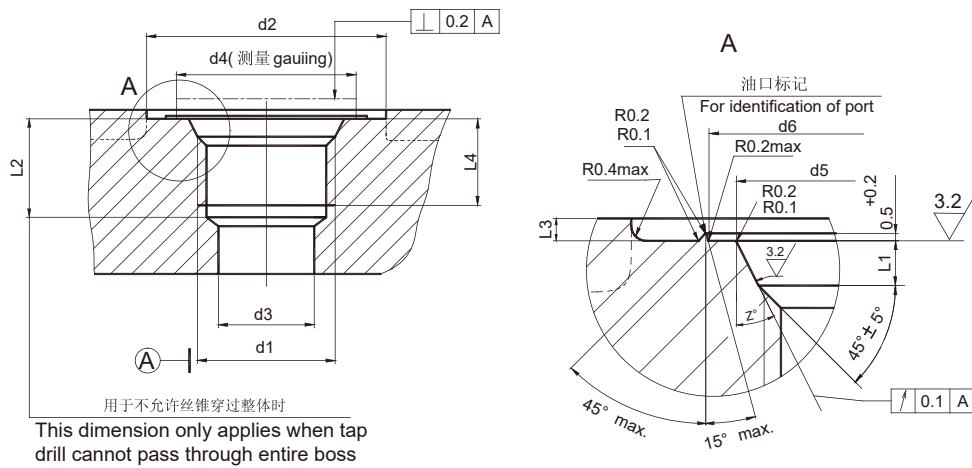
螺纹 Thread d1	d2 参考 ref.	d3		d4 min.	L1 max.	L2 min.	L3 min.	w
		尺寸 dim.	公差 tol.					
M8X1	3	8	0, +0.2	13	1	8	10	0.1
M10X1	4.5	10	0, +0.2	15	1	8	10	0.1
M12X1.5	6	12	0, +0.2	18	1.5	12	15	0.1
M14X1.5	7	14	0, +0.2	20	1.5	12	15	0.1
M16X1.5	9	16	0, +0.2	23	1.5	12	15	0.1
M18X1.5	11	18	0, +0.2	25	2	12	15	0.1
M20X1.5	10	20	0, +0.2	27	2	14	17	0.1
M22X1.5	14	22	0, +0.2	28	2.5	14	17	0.1
M26X1.5	18	26	0, +0.2	33	2.5	16	19	0.2
M27X2	16	27	0, +0.2	33	2.5	16	20	0.2
M33X2	23	33	0, +0.3	41	2.5	18	22	0.2
M42X2	30	42	0, +0.3	51	2.5	20	24	0.2
M48X2	36	48	0, +0.3	56	2.5	22	36	0.2

附加资料 INFORMATION

2 ISO 6149-1 公制螺纹油口及相配柱端 ISO 6149-1 metric thread port and mating stud end.



ISO 6149-2、ISO 6149-3 柱端
ISO 6149-2、ISO 6149-3 stud end



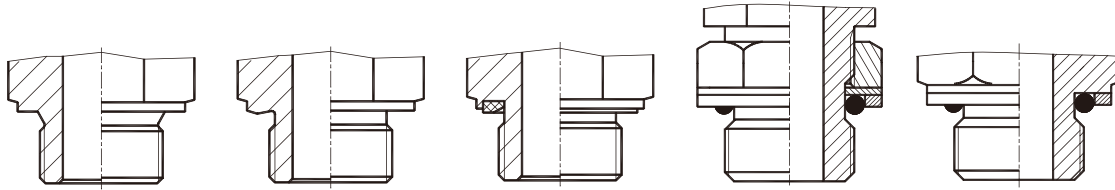
ISO 6149-1 油口 Port

油口尺寸 Port Dimensions mm

螺纹 Thread d1	d2		d3 参考 ref.	d4	d5 +0.1 0	d6 +0.5 0	L1 +0.4 0	L2 min.	L3 max.	L4 min.	Z° ±1°	O 形圈 O-RING
	min. ¹⁾	min. ²⁾										
M8X1	17	14	3	12.5	9.1	14	1.6	11.5	1	10	12	6.1X1.6
M10X1	20	16	4.5	14.5	11.1	16	1.6	11.5	1	10	12	8.1X1.6
M12X1.5	23	19	6	17.5	13.8	19	2.4	14	1.5	11.5	15	9.3X2.2
M14X1.5	25	21	7.5	19.5	15.8	21	2.4	14	1.5	11.5	15	11.3X2.2
M16X1.5	28	24	9	22.5	17.8	24	2.4	15.5	1.5	13	15	13.3X2.2
M18X1.5	30	26	11	24.5	19.8	26	2.4	17	2	14.5	15	15.3X2.2
M20X1.5	32	27	--	25.5	21.8	27	2.4	--	2	14.5	15	17.3X2.2
M22X1.5	34	29	14	27.5	23.8	29	2.4	18	2	15.5	15	19.3X2.2
M27X2	40	34	18	32.5	29.4	34	3.1	22	2	19	15	23.6X2.9
M33X2	49	43	23	41.5	35.4	43	3.1	22	2.5	19	15	29.6X2.9
M42X2	60	52	30	50.5	44.4	52	3.1	22.5	2.5	19.5	15	38.6X2.9
M48X2	66	57	36	55.5	50.4	57	3.1	25	2.5	22	15	44.6X2.9
M60X2	76	67	44	65.5	62.4	67	3.1	27.5	2.5	24.5	15	56.6X2.9

附加资料 INFORMATION

3 DIN 3852 英管螺纹油口及相配柱端 DIN 3852 BSP thread port and mating stud end.



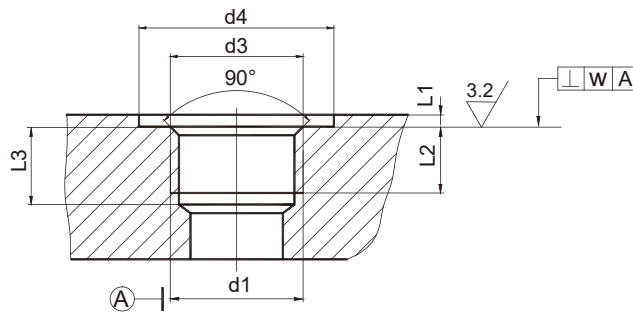
DIN 3852 A 型柱端
DIN 3852 Type A

DIN3852 B 型柱端
DIN 3852 Type B

DIN3852 E 型柱端
DIN 3852 Type E

O 形圈密封
O-Ring Seal

O 形圈密封
O-Ring Seal

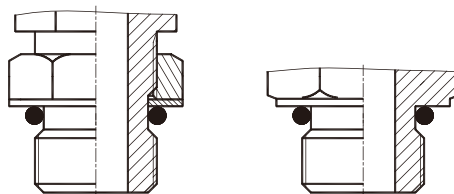


DIN 3852 油口 Port

油口尺寸 Port Dimensions mm

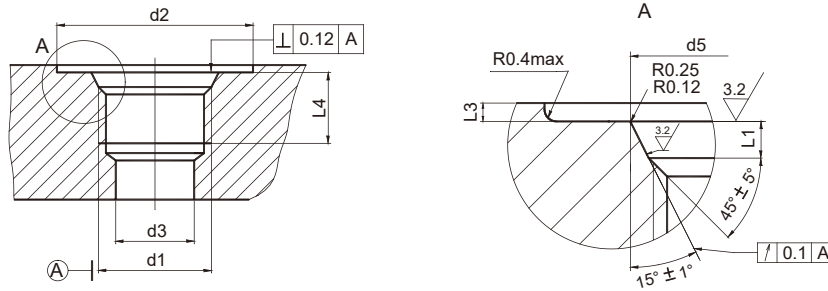
螺纹 Thread d1	d3		d4 +0.4 0		L1 max.	L2 min.	L3 min.	w
			B、E 型柱端 Type B,E	其它 Others				
G1/8X28	9.8	0,+0.2	15	19	1	8	13	0.1
G1/4X19	13.2	0,+0.2	19	25	1.5	12	18.5	0.1
G3/8X19	16.7	0,+0.2	23	28	2	12	18.5	0.1
G1/2X14	21	0,+0.2	27	34	2.5	14	22	0.1
G3/4X14	26.5	0,+0.2	33	42	2.5	16	24	0.2
G1X11	33.3	0,+0.3	40	47	2.5	18	27	0.2
G1.1/4X11	42	0,+0.3	50	58	2.5	20	29	0.2
G1.1/2X11	47.9	0,+0.3	56	65	2.5	22	31	0.2
G2X11	59.7	0,+0.3	69	76	3	24	33	0.2

4 BS5380 英管螺纹油口及相配柱端 BS5380 BSP thread port and mating stud end.



BS 5380 柱端 BS 5380 stud end

附加资料 INFORMATION

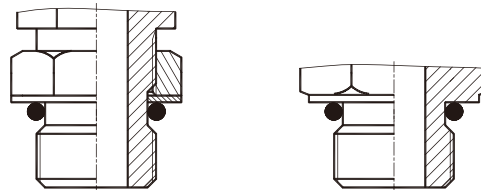


BS 5380 油口 Port

油口尺寸 Port Dimensions mm

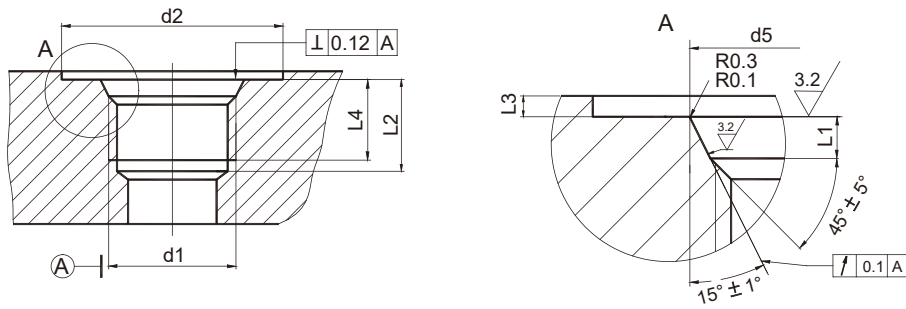
螺纹 Thread d1	d2 min.	d3 max.	d5 +0.12 0	L1 +0.4 0	L3 max.	L4 min.	O 形圈 O-RING
G1/8X28	15	14	11.24	1.3	0.6	10.5	8.1X1.6
G1/4X19	19	18	14.16	1.2	0.6	11.0	10.1X1.6
G3/8X19	23	22	18.86	1.9	0.6	12.5	13.6X2.4
G1/2X14	27	26	22.40	1.9	0.8	15.0	17.6X2.4
G5/8X14	31	30	26.00	2.4	0.8	16.3	19.5X3.0
G3/4X14	33	32	28.92	2.4	1.1	16.3	22.5X3.0
G1X11	40	39	35.50	2.4	1.1	19.1	29.5X3.0
G1.1/4X11	50	49	43.56	2.4	1.1	21.4	36.5X3.0
G1.1/2X11	56	55	49.42	2.4	1.1	22.5	42.5X3.0
G2X11	69	68	61.42	2.4	1.1	25.7	54.5X3.0

5 JIS B 2351 英管螺纹油口及相配柱端 JIS B 2351 BSP thread port and mating stud end.



JIS B2351 柱端 JIS B 2351 stud end

附加资料 INFORMATION

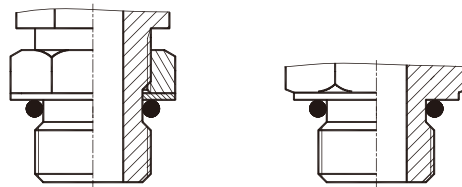


JIS B 2351 油口 Port

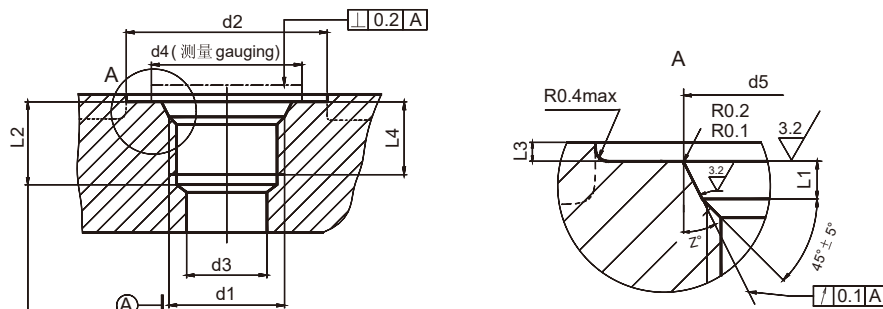
油口尺寸 Port Dimensions mm

螺纹 Thread d1	d2 ± 0.3	d5 + 0.1 0	L1 + 0.4 0	L2 min.	L3 max.	L4 min.	O 形圈 O-RING
G1/8X28	18	11.6	2	15	1	10	7.8X1.9
G1/4X19	24	15.6	2.5	18	1.5	12	10.8X2.4
G3/8X19	28	18.6	2.5	18	2	12	13.8X2.4
G1/2X14	34	22.6	2.5	24	2.5	16	17.8X2.4
G3/4X14	45	29.8	3.5	25	2.5	17	22.1X3.5
G1X11	51	35.8	3.5	30	2.5	21	28.7X3.5
G1.1/4X11	62	44.8	3.5	30	2.5	21.4	37.7X3.5
G1.1/2X11	68	50.8	3.5	30	2.5	21.4	43.7X3.5

6 ISO 11926-1 美制螺纹油口及相配柱端 ISO 11926-1 SAE thread port and mating stud end.



ISO 11926-2、ISO 11926-3 美制螺纹柱端
ISO 11926-2、ISO 11926-3 SAE thread stud end



用于不允许丝锥穿过整体时
This dimension only applies when tap drill cannot pass through entire boss

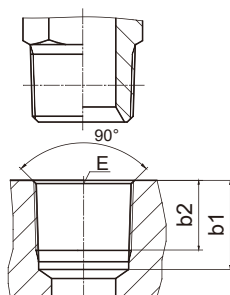
ISO 11926-1 美制螺纹油口 ISO 11926-1 SAE thread port

附加资料 INFORMATION

油口尺寸 Port Dimensions mm

螺纹 Thread d1	d2 min.	d3 参考 ref.	d4 min.	d5 ±0.05	L1 +0.4 0	L2 min.	L3 max.	L4 min.	Z° ±1°	O 形圈 O-RING
5/16"X24	17	2.5	11	9.15	1.9	12	1.6	10	12	6.07X1.63
3/8"X24	19	3.5	13	10.75	2.4	12	1.6	10	12	7.65X1.63
7/16"X20	21	4.5	15	12.45	2.4	14	1.6	11.5	12	8.92X1.83
1/2"X20	23	6	16	14.05	2.5	14	1.6	11.5	12	10.52X1.83
9/16"X18	25	7.5	18	15.70	2.5	15.5	2.4	12.7	15	11.89X1.98
3/4"X16	30	10	22	20.65	2.5	17.5	2.4	14.3	15	16.36X2.21
7/8"X14	34	12.5	26	24	3.3	20	2.4	16.7	15	19.18X2.46
1.1/16"X12	41	16	32	29.2	3.3	23	2.4	19	15	23.47X2.95
1.3/16"X12	45	18	35	32.4	3.3	23	2.4	19	15	26.62X2.95
1.5/16"X12	49	21	38	35.55	3.3	23	3.2	19	15	29.74X2.95
1.5/8"X12	58	27	48	43.55	3.3	23	3.2	19	15	37.46X3.00
1.7/8"X12	65	33	54	49.9	3.3	23	3.2	19	15	43.69X3.00
2.1/2"X12	88	45	70	65.75	3.3	23	3.2	19	15	59.36X3.00

7 锥管螺纹油口 Taper Thread Port



锥管螺纹油口 Taper Thread Port

油口尺寸 Port Dimensions mm

螺纹 (Thread) E	b1 min.	b2 min.	
英锥管螺纹 BSPT Thread	R1/8x28	9.5	7.5
	R1/4x19	13.5	11
	R3/8x19	14	11.5
	R1/2x14	17.5	15
	R3/4x14	19	16.5
	R1x11	22.5	19.5
	R1.1/4x11	24.8	21.5
	R1.1/2x11	24.8	21.5
布锥管螺纹 NPT Thread	R2x11	29.5	26
	Z1/8x27	10	7.8
	Z1/4x18	14	11.8
	Z3/8x18	14	11.8
	Z1/2x14	18	15.5
	Z3/4x14	18.5	16
	Z1x11.5	22.5	19.5
	Z1.1/4x11.5	24	20.5
Z1.1/2x11.5	24	20.5	
Z2x11.5	25	21.5	

附加资料 INFORMATION

螺纹扭矩建议表 Recommended Thread Torque

公制 O 形圈平面密封扭矩、74° 公制扭矩

公制螺纹 Metric Thread

螺纹 THREAD	螺母扭矩 N.M NUT TORQUE
M12x1.5	10-20
M14x1.5	20-35
M16x1.5	25-40
M18x1.5	30-45
M20x1.5	35-50
M22x1.5	40-70
M24x1.5	40-70
M26x1.5	60-100
M30x2.0	80-120
M36x2.0	100-150
M42x2.0	150-220
M45x2.0	180-250
M52x2.0	200-300

英管螺纹 BSP Thread

螺纹 THREAD	螺母扭矩 N.M NUT TORQUE
G1/8"x28	11-12
G1/4"x19	25-28
G3/8"x19	41-48
G1/2"x14	72-82
G5/8"x14	96-110
G3/4"x14	124-137
G1"x11	151-165
G1.1/4"x11	192-206
G1.1/2"x11	261-275
G2"x11	343-357

美制 JIC 螺纹 JIC Thread

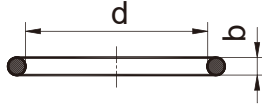
螺纹 THREAD	螺母扭矩 N.M NUT TORQUE
7/16"x20	15-16
1/2"x20	19-21
9/16"x18	24-28
3/4"x16	49-53
7/8"x14	77-85
1.1/16"x12	107-119
1.3/16"x12	127-140
1.5/16"x12	147-154
1.5/8"x12	172-181
1.7/8"x12	215-226
2.1/2"x12	332-350

美制 ORFS 螺纹 ORFS Thread

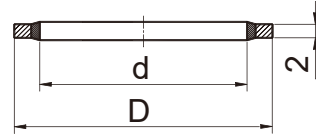
螺纹 THREAD	螺母扭矩 N.M NUT TORQUE
9/16"x18	14-16
11/16"x16	24-27
13/16"x16	43-47
1"x14	60-68
1.3/16"x12	90-95
1.7/16"x12	125-135
1.11/16"x12	170-190
2"x12	200-225

附加资料 INFORMATION

密封件 Seal



O 形圈 O Ring



组合垫 Bonded Seal

DIN 24° 锥轻系列 O 形圈密封用 O 形圈
For DIN 24° Cone O-ring L.T.

O 形圈代号 PART NO.	螺纹 THREAD	d	b	管子外径 TUBE O.D.
O04.5x1.5	M12X1.5	4.5	1.5	6
O06.5x1.5	M14X1.5	6.5	1.5	8
O08.0x1.5	M16X1.5	8.0	1.5	10
O10.0x1.5	M18X1.5	10.0	1.5	12
O12.0x2.0	M22X1.5	12.0	2.0	15
O15.0x2.0	M26X1.5	15.0	2.0	18
O15.0x2.0	M27X1.5	15.0	2.0	18
O20.0x2.0	M30X2	20.0	2.0	22
O26.0x2.0	M36X2	26.0	2.0	28
O32.0x2.5	M45X2	32.0	2.5	35
O38.0x2.5	M52X2	38.0	2.5	42

SAE 法兰用 O 形圈
For SAE Flange O-ring

O 形圈代号 PART NO.	法兰型号 FLANGE SIZE	d	b
O210	1/2"	18.64	3.53
O214	3/4"	24.99	3.53
O219	1"	32.92	3.53
O222	1.1/4"	37.69	3.53
O225	1.1/2"	47.22	3.53
O228	2"	56.74	3.53
O232	2.1/4"	69.44	3.53

JIS 法兰用 O 形圈 For JIS Flange O Ring

O 形圈代号 PART NO.	法兰型号 FLANGE SIZE	d	b
O212	5/8"	21.82	3.53

DIN 24° 锥重系列 O 形圈密封用 O 形圈
For DIN 24° Cone O-ring H.T.

O 形圈代号 PART NO.	螺纹 THREAD	d	b	管子外径 TUBE O.D.
O04.5x1.5	M14X1.5	4.5	1.5	6
O06.5x1.5	M16X1.5	6.5	1.5	8
O08.0x1.5	M18X1.5	8.0	1.5	10
O10.0x1.5	M20X1.5	10.0	1.5	12
O11.0x2.0	M22X1.5	11.0	2.0	14
O13.0x2.0	M24X1.5	13.0	2.0	16
O16.3x2.4	M30X2	16.3	2.4	20
O20.3x2.4	M36X2	20.3	2.4	25
O25.3x2.4	M42X2	25.3	2.4	30
O33.3x2.4	M52X2	33.3	2.4	38

英管外螺纹 O 形圈密封接头用 O 形圈
For BSP Male O-ring

O 形圈代号 PART NO.	螺纹 THREAD	d	b
O011	G1/8"X28	7.65	1.78
O111	G1/4"X19	10.77	2.62
O113	G3/8"X19	13.94	2.62
O115	G1/2"X14	17.12	2.62
O910	G5/8"X14	19.18	2.46
O119	G3/4"X14	23.47	2.62
O217	G1"X11	29.74	3.53
O222	G1.1/4"X11	37.69	3.53
O224	G1.1/2"X11	44.04	3.53
O139	G2"X11	54	3

美制 ORFS 外螺纹平面 O 形圈密封用 O 形圈
For ORFS Male O-ring

O 形圈代号 PART NO.	螺纹 THREAD	d	b
O011	9/16"x18UNF	7.65	1.78
O012	11/16"x16UN	9.25	1.78
O014	13/16"x16UN	12.42	1.78
O016	1"x14UNF	15.6	1.78
O018	1.3/16"x12UN	18.77	1.78
O021	1.7/16"x12UN	23.52	1.78
O025	1.11/16"x12UN	29.87	1.78
O029	2"x12UN	37.82	1.78

美制 SAE 外螺纹 O 形圈密封接头用 O 形圈
For SAE Male O-ring

O 形圈代号 PART NO.	螺纹 THREAD	d	b
O904	7/16"x20UNF	8.92	1.83
O905	1/2"x20UNF	10.52	1.83
O906	9/16"x18UNF	11.89	1.98
O908	3/4"x16UNF	16.36	2.21
O910	7/8"x14UNF	19.18	2.46
O912	1.1/16"x12UN	23.47	2.95
O914	1.3/16"x12UN	26.62	2.95
O916	1.5/16"x12UN	29.74	2.95
O920	1.5/8"x12UN	37.46	3.00
O924	1.7/8"x12UN	43.69	3.00
O932	2.1/2"x12UN	59.36	3.00

附加资料 INFORMATION

英管内螺纹 60° 外锥面用 O 形圈
For BSP Female 60° Cone O-ring

O 形圈代号 PART NO.	螺纹 THREAD	d	b
O171	G3/4"X14	17.1	1.6
O221	G1"X11	22.1	1.6
O291	G1.1/4"X11	29.1	1.6
O351	G1.1/2"X11	35.1	1.6

水管接头用 O 形圈 For Waterwash O-ring

O 形圈代号 PART NO.	螺纹 THREAD	d	b
O10.0X2.0	M22x1.5	10.0	2.0

SAE 矿用接头用 O 形圈

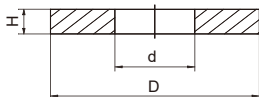
For SAE Staplelok O-ring

O 形圈代号 PART NO.	接头规格 FITTING SIZE	d	b
O06.0X2.0	-04	6.0	2.0
O10.0X2.0	-06	10.0	2.0
O13.0X2.5	-08	13.0	2.5
O19.0X2.5	-12	19.0	2.5
O25.0X2.5	-16	25.0	2.5
O33.0X2.5	-20	33.0	2.5
O40.0X3.0	-24	40.0	3.0
O50.0X3.0	-32	50.0	3.0

公制外螺纹可调向柱端用 O 形圈

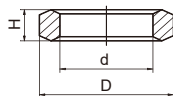
For Metric Male Adjustable Stud End O-ring

O 形圈代号 PART NO.	螺纹 THREAD	d	b
O06.1X1.6	M8X1	6.1	1.6
O08.1X1.6	M10X1	8.1	1.6
O09.3X2.4	M12X1.5	9.3	2.4
O11.3X2.4	M14X1.5	11.3	2.4
O13.3X2.4	M16X1.5	13.3	2.4
O15.3X2.4	M18X1.5	15.3	2.4
O17.3X2.4	M20X1.5	17.3	2.4
O19.3X2.4	M22X1.5	19.3	2.4
O21.3X3.0	M24X1.5	21.3	3.0
O23.5X3.0	M26X1.5	23.5	3.0
O23.5X3.0	M27X2	23.5	3.0
O26.5X3.0	M30X2	26.5	3.0
O29.5X3.0	M33X2	29.5	3.0
O38.5X3.0	M42X2	38.5	3.0
O44.5X3.0	M48X2	44.5	3.0
O56.2X3.0	M60X2	56.2	3.0



压力表紫铜垫片

垫片代号	d	D	H
DP-B04G	6	11	2
DP-B08G	6	18	2

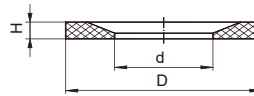


压力表钢垫片

垫片代号	d	D	H
DP-B04DK	6	11.3	4.5
DP-B08DK	12	18.5	5

六角端面密封用组合垫 Bonded Seal

组合垫代号 PART NO.	螺纹 THREAD	d	D
ZHD-10	M10 、 G1/8"	10.4	16
ZHD-14	M14 、 G1/4"	14.4	20
ZHD-16	M16	16.4	22
ZHD-18	M18 、 G3/8"	18.4	25
ZHD-22	M22 、 G1/2"	22.5	30
ZHD-24	M24	24.5	32
ZHD-27	M27 、 G3/4"	27.5	35
ZHD-30	M30	30.5	38
ZHD-33	M33 、 G1"	33.5	42
ZHD-36	M36	36.6	46
ZHD-42	M42 、 G1.1/4"	42.6	53
ZHD-45	M45	45.6	56
ZHD-48	M48 、 G1.1/2"	48.7	60
ZHD-52	M52	52.7	66
ZHD-60	M60 、 G2"	60.7	75



胶垫 CAPTIVE

胶垫代号 PART NO.	螺纹 THREAD	d	D	H
WD-B02	G1/8"X28	8.4	11.9	1.0
WD-B04	G1/4"X19	11.6	16.5	1.5
WD-B06	G3/8"X19	14.7	18.9	1.5
WD-B08	G1/2"X14	18.5	23.9	1.5
WD-B12	G3/4"X14	23.9	29.2	1.5
WD-B16	G1"X11	29.7	35.7	2.0
WD-B20	G1.1/4"X11	38.8	45.8	2.0
WD-B24	G1.1/2"X11	44.7	50.7	2.0
WD-B02	M10X1	8.4	11.9	1.0
WD-M12	M12X1.5	9.8	14.4	1.5
WD-B04	M14X1.5	11.6	16.5	1.5
WD-M16	M16X1.5	13.8	18.9	1.5
WD-M18	M18X1.5	15.7	20.9	1.5
WD-M20	M20X1.5	17.8	22.9	1.5
WD-M22	M22X1.5	19.6	24.3	1.5
WD-B12	M26X1.5	23.9	29.2	1.5
WD-B12	M27X2	23.9	29.2	1.5
WD-B16	M33X2	29.7	35.7	1.5
WD-B20	M42X2	38.8	45.8	2.0
WD-B24	M48X2	44.7	50.7	2.0



弗克液压

宁波弗克液压机械有限公司
Ningbo Fuke Hydraulic Machinery Co., Ltd.

📍 浙江省余姚市凤山街道同光村胡口弄72号
No.72,Hukoulane,Tongguang Village,
Fengshanstreet,YuYao,ZheJiang
✉ pengyongjiu@fukeyeya.com

☎ +86-133 6246 0879
📞 +86 574-62687101
🌐 www.fukefitting.com

